

Results
100m Men
Combined result
Start Time: 15:41

Rank	Name	Nat	Date of Birth	Lane	Result	
1	LEMAITRE Christophe	FRA	11 JUN 1990	4	9.95	EUR,CR,NR
2	CHAMBERS Dwain	GBR	5 APR 1978	5	10.07	
3	OBIKWELU Francis	POR	22 NOV 1978	3	10.22	
4	KUC Dariusz	POL	24 APR 1986	6	10.24	
5	DI GREGORIO Emanuele	ITA	13 DEC 1980	7	10.35	
6	RODRÍGUEZ Ángel David	ESP	25 APR 1980	3	10.39	SB
7	KHYUTTE Aleksandr	RUS	29 SEP 1988	5	10.46	
8	UNGER Tobias	GER	10 JUL 1979	2	10.47	
9	LINNIK Aliaksandr	BLR	28 JAN 1991	6	10.53	
10	SMELYK Serhiy	UKR	19 APR 1987	2	10.54	
11	TÄRNHUVUD Stefan	SWE	16 JAN 1985	7	10.58	
12	VELEBA Jan	CZE	6 DEC 1986	4	10.62	

100m Men
Heat 1
Start Time: 15:41

Wind: -0.6 m/s

Rank	Name	Nat	Date of Birth	Lane	Reaction time	Result	
1	RODRÍGUEZ Ángel David	ESP	25 APR 1980	3	0.154	10.39	SB
2	KHYUTTE Aleksandr	RUS	29 SEP 1988	5	0.158	10.46	
3	UNGER Tobias	GER	10 JUL 1979	2	0.145	10.47	
4	LINNIK Aliaksandr	BLR	28 JAN 1991	6	0.190	10.53	
5	TÄRNHUVUD Stefan	SWE	16 JAN 1985	7	0.162	10.58	
6	VELEBA Jan	CZE	6 DEC 1986	4	0.158	10.62	

100m Men
Heat 2
Start Time: 15:48


Wind: +1.0 m/s

Rank	Name	Nat	Date of Birth	Lane	Reaction time	Result	
1	LEMAITRE Christophe	FRA	11 JUN 1990	4	0.143	9.95	EUR,CR,NR
2	CHAMBERS Dwain	GBR	5 APR 1978	5	0.151	10.07	
3	OBIKWELU Francis	POR	22 NOV 1978	3	0.149	10.22	
4	KUC Dariusz	POL	24 APR 1986	6	0.185	10.24	
5	DI GREGORIO Emanuele	ITA	13 DEC 1980	7	0.171	10.35	
6	SMELYK Serhiy	UKR	19 APR 1987	2	0.157	10.54	

200m Men
Combined result
Start Time: 16:28

Rank	Name	Nat	Date of Birth	Lane	Result	
1	LEMAITRE Christophe	FRA	11 JUN 1990	4	20.28	CR
2	KRYNSKI Kamil	POL	12 MAY 1987	5	20.83	SB
3	LINNIK Aliaksandr	BLR	28 JAN 1991	2	20.90	SB
4	MASLÁK Pavel	CZE	21 FEB 1991	6	20.91	
5	GALVAN Matteo	ITA	24 AUG 1988	7	20.93	
6	TALBOT Daniel	GBR	1 MAY 1991	5	20.96	
7	WISSMAN Johan	SWE	2 DEC 1982	3	21.10	
8	SMIRNOV Roman	RUS	2 SEP 1984	3	21.14	SB
9	RODRÍGUEZ Ángel David	ESP	25 APR 1980	4	21.33	
10	ABRANTES Arnaldo	POR	27 NOV 1986	7	21.34	
11	RIGAU Miguel	GER	22 JUL 1985	2	21.44	
12	PERESTYUK Ruslan	UKR	22 APR 1991	6	21.79	

 INTERNET Service: www.european-athletics.org

 Timing, Measurement & Data Service by  **OMEGA**

printed at SUN 19 JUN 2011 20:11

Page 1 of 28

Results
200m Men
Heat 1
Start Time: 16:28

Wind: -1.8 m/s

Rank	Name	Nat	Date of Birth	Lane	Reaction time	Result	
1	KRYNSKI Kamil	POL	12 MAY 1987	5	0.179	20.83	SB
2	LINNIK Aliaksandr	BLR	28 JAN 1991	2	0.170	20.90	SB
3	GALVAN Matteo	ITA	24 AUG 1988	7	0.178	20.93	
4	SMIRNOV Roman	RUS	2 SEP 1984	3	0.164	21.14	SB
5	RODRÍGUEZ Ángel David	ESP	25 APR 1980	4	0.152	21.33	
6	PERESTYUK Ruslan	UKR	22 APR 1991	6	0.189	21.79	

200m Men
Heat 2
Start Time: 16:35

Wind: -2.8 m/s

Rank	Name	Nat	Date of Birth	Lane	Reaction time	Result	
1	LEMAITRE Christophe	FRA	11 JUN 1990	4	0.158	20.28	CR
2	MASLÁK Pavel	CZE	21 FEB 1991	6	0.202	20.91	
3	TALBOT Daniel	GBR	1 MAY 1991	5	0.209	20.96	
4	WISSMAN Johan	SWE	2 DEC 1982	3	0.189	21.10	
5	ABRANTES Arnaldo	POR	27 NOV 1986	7	0.154	21.34	
6	RIGAU Miguel	GER	22 JUL 1985	2	0.165	21.44	

400m Men
Combined result
Start Time: 15:18

Rank	Name	Nat	Date of Birth	Lane	Reaction time	Result	
1	DYLDIN Maksim	RUS	15 MAY 1987	3		45.82	SB
2	SCHNEIDER Thomas	GER	7 NOV 1988	6		45.98	
3	VISTALLI Marco	ITA	3 OCT 1987	7		45.99	
4	MARCINISZYN Marcin	POL	7 SEP 1982	2		46.28	
5	VENEL Teddy	FRA	16 MAR 1985	5		46.33	
6	WISSMAN Johan	SWE	2 DEC 1982	4		46.35	SB
7	WILLIAMS Conrad	GBR	20 MAR 1982	4		46.44	
8	UJAKPOR Mark	ESP	18 JAN 1987	6		46.69	
9	BURAKOV Volodymyr	UKR	6 MAY 1985	5		46.80	
10	PALUYAN Dzmitry	BLR	25 APR 1986	2		47.15	SB
11	FERREIRA João	POR	20 OCT 1986	7		47.65	
12	BOSEK Tomás	CZE	24 APR 1985	3		48.02	

400m Men
Heat 1
Start Time: 15:18

Rank	Name	Nat	Date of Birth	Lane	Reaction time	Result	
1	WISSMAN Johan	SWE	2 DEC 1982	4	0.201	46.35	SB
2	UJAKPOR Mark	ESP	18 JAN 1987	6	0.171	46.69	
3	BURAKOV Volodymyr	UKR	6 MAY 1985	5	0.282	46.80	
4	PALUYAN Dzmitry	BLR	25 APR 1986	2	0.227	47.15	SB
5	FERREIRA João	POR	20 OCT 1986	7	0.176	47.65	
6	BOSEK Tomás	CZE	24 APR 1985	3	0.261	48.02	

Results
**400m Men
Heat 2**
Start Time: 15:24

Rank	Name	Nat	Date of Birth	Lane	Reaction time	Result	
1	DYLDIN Maksim	RUS	15 MAY 1987	3	0.204	45.82	SB
2	SCHNEIDER Thomas	GER	7 NOV 1988	6	0.215	45.98	
3	VISTALLI Marco	ITA	3 OCT 1987	7	0.244	45.99	
4	MARCINISZYN Marcin	POL	7 SEP 1982	2	0.170	46.28	
5	VENEL Teddy	FRA	16 MAR 1985	5	0.181	46.33	
6	WILLIAMS Conrad	GBR	20 MAR 1982	4	0.201	46.44	

**800m Men
Final**
Start Time: 15:21

Rank	Name	Nat	Date of Birth	Lane	Result	
1	KSZCZOT Adam	POL	2 SEP 1989	6	1:46.50	
2	LASTENNET Jeff	FRA	26 AUG 1987	5	1:46.70	
3	WARBURTON Gareth	GBR	23 APR 1983	2	1:46.95	SB
4	SCAPINI Mario	ITA	2 FEB 1989	2	1:47.20	PB
5	ANANENKA Anis	BLR	29 NOV 1985	7	1:47.29	
6	KAYAFA Oleh	UKR	4 APR 1989	4	1:47.42	
7	JAAGO Joni	SWE	24 FEB 1986	4	1:47.61	SB
8	SCHEMBERA Robin	GER	1 OCT 1988	8	1:47.79	
9	TUKHTACHEV Ivan	RUS	12 JUL 1989	6	1:48.27	SB
10	REINA Antonio Manuel	ESP	13 JUN 1981	1	1:48.56	
11	RODRIGUES António	POR	25 SEP 1988	8	1:50.45	
12	KOCOUREK Milan	CZE	6 DEC 1987	3	1:59.28	

Intermediate times: 400m 52.07 REINA Antonio Manuel (ESP)
 600m 1:18.78 TUKHTACHEV Ivan (RUS)

**1500m Men
Final**
Start Time: 16:34

Rank	Name	Nat	Date of Birth	Order	Result	
1	OLMEDO Manuel	ESP	17 MAY 1983	2	3:38.63	CR
2	SMIRNOV Valentin	RUS	13 FEB 1986	10	3:38.89	PB
3	SHANE James	GBR	18 DEC 1989	4	3:39.21	
4	SCHLANGEN Carsten	GER	31 DEC 1980	1	3:39.86	
5	NOWICKI Bartosz	POL	26 FEB 1984	9	3:40.48	
6	HOLUSA Jakub	CZE	20 FEB 1988	5	3:40.69	
7	BORYSYUK Oleksandr	UKR	9 DEC 1985	7	3:40.83	SB
8	CARVALHO Florian	FRA	9 MAR 1989	8	3:41.25	
9	RIFESSER Lukas	ITA	17 JUL 1986	3	3:44.45	
10	ROGESTEDT Johan	SWE	27 JAN 1993	6	3:45.95	PB
11	YUSHCHANKA Maksim	BLR	18 MAY 1990	11	3:46.30	PB
12	PINTO Rui	POR	18 NOV 1992	12	3:49.17	

Intermediate times: 400m 59.09 SMIRNOV Valentin (RUS)
 800m 1:59.92 SHANE James (GBR)
 1200m 2:57.84 SHANE James (GBR)

Results

3000m Men

Final

Start Time: 15:57

Rank	Name	Nat	Date of Birth	Order	Result
1	HIGUERO Juan Carlos	ESP	3 AUG 1978	4	8:03.43
2	NIKOLAYEV Yegor	RUS	10 APR 1988	12	8:03.80
3	SILVA Rui	POR	3 AUG 1977	2	8:03.88
4	BADDELEY Andy	GBR	20 JUN 1982	6	8:03.97
5	KOWAL Yoann	FRA	28 MAY 1987	10	8:04.77
6	LABOVSKYY Mykola	UKR	4 MAY 1983	9	8:05.17
7	LA ROSA Stefano	ITA	22 SEP 1985	5	8:05.70
8	PLATONAU Sjarhei	BLR	12 DEC 1990	1	8:11.05
9	SCHWARZ Rico	GER	18 APR 1988	3	8:15.04
10	JOHANSSON Erik	SWE	6 MAR 1989	8	8:15.93
11	KOUREK Lukás	CZE	4 MAR 1988	7	8:20.88
12	ZALEWSKI Krystian	POL	11 APR 1989	11	8:21.61

Intermediate times: 1000m 2:56.69 NIKOLAYEV Yegor (RUS)
2000m 5:34.43 NIKOLAYEV Yegor (RUS)

5000m Men

Final

Start Time: 17:13

Rank	Name	Nat	Date of Birth	Order	Result	
1	ESPAÑA Jesús	ESP	21 AUG 1978	3	13:39.25	CR
2	LEBID Serhiy	UKR	15 JUL 1975	8	13:39.75	
3	VERNON Andy	GBR	7 JAN 1986	5	13:40.15	
4	RYBAKOV Yevgeniy	RUS	27 FEB 1985	11	13:40.63	SB
5	CHABIARAK Sjarhei	BLR	7 NOV 1987	12	13:41.19	PB
6	PARSZCZYNSKI Lukasz	POL	4 MAY 1985	10	13:42.21	PB
7	DURAND Yohan	FRA	14 MAY 1985	9	13:44.71	SB
8	EL MAZOURY Ahmed	ITA	15 MAR 1990	4	13:45.89	
9	EL KALAI Youssef	POR	1 MAR 1981	1	13:56.92	
10	GABIUS Arne	GER	22 MAR 1981	2	14:01.88	
11	KOCUREK Milan	CZE	6 DEC 1987	6	14:25.30	
12	BOUAFIF Adil	SWE	31 DEC 1978	7	14:44.67	

Intermediate times: 1000m 2:49.96 VERNON Andy (GBR)
2000m 5:34.25 VERNON Andy (GBR)
3000m 8:20.35 EL KALAI Youssef (POR)
4000m 11:06.91 ESPAÑA Jesús (ESP)

3000m Steeplechase Men


Final

Start Time: 17:04

Rank	Name	Nat	Date of Birth	Order	Result	
1	ZOUAOUI DANDRIEUX Vincent	FRA	12 OCT 1980	11	8:30.85	
2	ULICZKA Steffen	GER	17 JUL 1984	4	8:31.01	
3	MINSHIN Ildar	RUS	5 FEB 1985	1	8:34.56	
4	SLOBODENYUK Vadym	UKR	17 MAR 1981	10	8:37.19	
5	MERZOUGHI Abdelaziz	ESP	30 AUG 1991	5	8:38.75	
6	NASTI Patrick	ITA	30 AUG 1989	6	8:40.30	PB
7	SZYMKOWIAK Tomasz	POL	5 JUL 1983	12	8:41.50	
8	PAULO Alberto	POR	3 OCT 1985	3	8:44.17	
9	GUNN Luke	GBR	22 MAR 1985	7	8:45.41	
10	SLAVENSKI Illia	BLR	2 AUG 1984	2	8:49.63	
11	SEORSKI Eric	SWE	25 JUL 1989	9	8:53.14	
12	KREISINGER Jan	CZE	16 SEP 1984	8	9:02.24	

Intermediate times: 1000m 2:49.34 PAULO Alberto (POR)
2000m 5:44.66 ZOUAOUI DANDRIEUX Vincent (FRA)

INTERNET Service: www.european-athletics.org

Timing, Measurement & Data Service by  OMEGA

printed at SUN 19 JUN 2011 20:11

Page 4 of 28

Results
110m Hurdles Men
Combined result
Start Time: 14:49

Rank	Name	Nat	Date of Birth	Lane	Result	
1	TURNER Andy	GBR	19 SEP 1980	5	13.42	
2	DARIEN Garfield	FRA	22 DEC 1987	4	13.64	
3	QUIÑÓNEZ Jackson	ESP	12 JUN 1980	3	13.71	SB
4	NOGA Artur	POL	2 MAY 1988	6	13.72	
5	NOSSMY Philip	SWE	6 DEC 1982	5	13.73	
6	LYNSHA Maksim	BLR	6 APR 1985	6	13.76	SB
7	SHABANOV Konstantin	RUS	17 NOV 1989	3	13.76	
8	ABATE Emanuele	ITA	8 JUL 1985	1	13.85	
9	BALNUWEIT Erik	GER	21 SEP 1988	2	13.98	
10	MAZÁC Martin	CZE	6 MAY 1990	1	14.00	
11	DABÓ Rasul	POR	14 FEB 1989	2	14.14	
12	KOPANAYKO Serhiy	UKR	5 NOV 1988	4	14.57	

110m Hurdles Men
Heat 1
Start Time: 14:49

Wind: -0.8 m/s

Rank	Name	Nat	Date of Birth	Lane	Reaction time	Result	
1	QUIÑÓNEZ Jackson	ESP	12 JUN 1980	3	0.171	13.71	SB
2	NOSSMY Philip	SWE	6 DEC 1982	5	0.174	13.73	
3	LYNSHA Maksim	BLR	6 APR 1985	6	0.173	13.76	SB
4	MAZÁC Martin	CZE	6 MAY 1990	1	0.179	14.00	
5	DABÓ Rasul	POR	14 FEB 1989	2	0.148	14.14	
6	KOPANAYKO Serhiy	UKR	5 NOV 1988	4	0.166	14.57	

110m Hurdles Men
Heat 2
Start Time: 14:57

Wind: -2.4 m/s

Rank	Name	Nat	Date of Birth	Lane	Reaction time	Result	
1	TURNER Andy	GBR	19 SEP 1980	5	0.136	13.42	
2	DARIEN Garfield	FRA	22 DEC 1987	4	0.189	13.64	
3	NOGA Artur	POL	2 MAY 1988	6	0.171	13.72	
4	SHABANOV Konstantin	RUS	17 NOV 1989	3	0.160	13.76	
5	ABATE Emanuele	ITA	8 JUL 1985	1	0.164	13.85	
6	BALNUWEIT Erik	GER	21 SEP 1988	2	0.148	13.98	

400m Hurdles Men
Combined result
Start Time: 14:48

Rank	Name	Nat	Date of Birth	Lane	Result	
1	GREENE David	GBR	11 APR 1986	6	49.21	CR
2	FLEISCHHAUER Georg	GER	21 OCT 1988	7	49.56	PB
3	DEREVYAGIN Aleksandr	RUS	24 MAR 1979	5	49.70	
4	PAULA Jorge	POR	8 OCT 1984	2	50.42	
5	MELNYKOV Stanislav	UKR	26 FEB 1987	4	50.53	
6	PROROK Josef	CZE	16 NOV 1987	4	50.60	
7	PANIZZA Giacomo	ITA	30 JUL 1989	5	50.60	SB
8	CABELLO Diego	ESP	14 JAN 1988	7	50.84	PB
9	OSTROWSKI Rafal	POL	28 FEB 1985	6	51.01	
10	KECHI Héli	FRA	31 AUG 1980	3	51.20	
11	KEBETS Vadzim	BLR	18 AUG 1989	2	51.89	
12	NIKITIN Thomas	SWE	15 NOV 1982	3	52.23	SB

Results
400m Hurdles Men
Heat 1
Start Time: 14:48

Rank	Name	Nat	Date of Birth	Lane	Reaction time	Result	
1	PROROK Josef	CZE	16 NOV 1987	4	0.209	50.60	
2	PANIZZA Giacomo	ITA	30 JUL 1989	5	0.242	50.60	SB
3	CABELLO Diego	ESP	14 JAN 1988	7	0.172	50.84	PB
4	OSTROWSKI Rafal	POL	28 FEB 1985	6	0.207	51.01	
5	KEBETS Vadzim	BLR	18 AUG 1989	2	0.224	51.89	
6	NIKITIN Thomas	SWE	15 NOV 1982	3	0.181	52.23	SB

400m Hurdles Men
Heat 2
Start Time: 14:55

Rank	Name	Nat	Date of Birth	Lane	Reaction time	Result	
1	GREENE David	GBR	11 APR 1986	6	0.178	49.21	CR
2	FLEISCHHAUER Georg	GER	21 OCT 1988	7	0.187	49.56	PB
3	DEREVYAGIN Aleksandr	RUS	24 MAR 1979	5	0.171	49.70	
4	PAULA Jorge	POR	8 OCT 1984	2	0.166	50.42	
5	MELNYKOV Stanislav	UKR	26 FEB 1987	4	0.221	50.53	
6	KECHI Héni	FRA	31 AUG 1980	3	0.157	51.20	

High Jump Men
Final
Start Time: 15:36

Rank	Name	Nat	Date of Birth	Order	Result	
1	DEMYANYUK Dmytro	UKR	30 JUN 1983	3	2.35	=WL,CR,=EL
2	DMITRIK Aleksey	RUS	12 APR 1984	6	2.31	
3	BÁBA Jaroslav	CZE	2 SEP 1984	1	2.28	
3	SPANK Raul	GER	13 JUL 1988	9	2.28	
5	DIARRA Abdoulaye	FRA	27 MAY 1988	4	2.24	=PB
6	CHESANI Silvano	ITA	17 JUL 1988	11	2.24	
7	BERMEJO Javier	ESP	23 DEC 1978	10	2.24	SB
8	ONI Samson	GBR	25 JUN 1981	12	2.20	
9	ZAITSAU Artsiom	BLR	7 DEC 1984	7	2.20	
10	ALKHATIB Mehdi	SWE	13 NOV 1987	2	2.20	
11	THEINER Wojciech	POL	25 JUN 1986	5	2.20	
12	GONÇALVES Paulo	POR	5 MAR 1985	8	2.10	

		2.05	2.10	2.15	2.20	2.24	2.28	2.31	2.33	2.35	2.37	2.39
1	DEMYANYUK Dmytro	-	-	o	xo	o	o	o	o	o	-	xx
2	DMITRIK Aleksey	-	o	o	o	o	xo	o	x-	x-	x	
3	BÁBA Jaroslav	-	-	o	o	xo	xxo	x				
3	SPANK Raul	-	-	o	xo	o	xxo	x				
5	DIARRA Abdoulaye	-	o	o	o	xo	xxx					
6	CHESANI Silvano	-	o	o	xo	xo	xx					
7	BERMEJO Javier	-	o	o	o	xxo	xx					
8	ONI Samson	-	o	o	o	o	xxx					
9	ZAITSAU Artsiom	-	-	o	xo	xxx						
10	ALKHATIB Mehdi	-	o	o	xxo	xx						
11	THEINER Wojciech	-	xo	o	xxo	x						
12	GONÇALVES Paulo	xo	xo	xx								

Results

Pole Vault Men

Final

Start Time: 15:02

Rank	Name	Nat	Date of Birth	Order	Result
1	MAZURYK Maksym	UKR	2 APR 1983	4	5.72 =SB
2	MOHR Malte	GER	24 JUL 1986	10	5.72
3	GRIPICH Aleksandr	RUS	21 SEP 1986	7	5.60 =SB
4	MICHALSKI Lukasz	POL	2 AUG 1988	6	5.60 SB
5	LAVILLENIE Renaud	FRA	18 SEP 1986	5	5.50
6	KUDLICKA Jan	CZE	29 APR 1988	2	5.50
7	LEWIS Steven	GBR	20 MAY 1986	1	5.40
8	TSIVONCHYK Stanislau	BLR	5 MAR 1985	8	5.40 =PB
9	MAIA Edi	POR	10 NOV 1987	9	5.20
9	VÉLEZ Albert	ESP	26 OCT 1988	11	5.20
11	JENG Alhaji	SWE	13 DEC 1981	3	5.20
	GIBILISCO Giuseppe	ITA	5 JAN 1979	12	NM

	5.00	5.20	5.40	5.50	5.60	5.66	5.72	5.78	5.84	5.90
1 MAZURYK Maksym	-	-	o	o	xo	o	o	-	xx-	
2 MOHR Malte	-	-	-	o	-	-	xo	-	xxx	
3 GRIPICH Aleksandr	-	o	o	xo	o	x-	xx			
4 MICHALSKI Lukasz	-	o	o	-	xxo	-	xx			
5 LAVILLENIE Renaud	-	-	-	o	-	-	xxx			
6 KUDLICKA Jan	-	o	-	xo	xxx					
7 LEWIS Steven	-	xxo	o	-	xx					
8 TSIVONCHYK S	o	o	xo	xxx						
9 MAIA Edi	o	o	xxx							
9 VÉLEZ Albert	o	o	xxx							
11 JENG Alhaji	-	xxo	xx							
GIBILISCO Giuseppe	-	xxx								

Long Jump Men

Final

Start Time: 14:53

Rank	Name	Nat	Date of Birth	Order	Result
1	MENKOV Aleksandr	RUS	7 DEC 1990	8	8.20 CR
2	TORNÉUS Michel	SWE	26 MAY 1986	4	8.19 PB
3	TOMLINSON Chris	GBR	15 SEP 1981	2	8.12 SB
4	REIF Christian	GER	24 OCT 1984	11	8.10
5	MÉLIZ Luis Felipe	ESP	11 AUG 1979	12	7.94
6	GOMIS Kafétien	FRA	23 MAR 1980	6	7.91
7	CHUVA Marcos	POR	8 AUG 1989	10	7.90 SB
8	NOVOTNÝ Roman	CZE	5 JAN 1986	3	7.72
9	EL-SHERYF Sheryf	UKR	2 JAN 1989	5	7.68
10	FORMICHETTI Emanuele	ITA	1983	1	7.52
11	PODGÓRSKI Konrad	POL	1 JUN 1989	7	7.42
12	PASTUPAILA Aliaksei	BLR	27 SEP 1982	9	7.39

	1	2	3	4
1 MENKOV Aleksandr	x (+1.5)	8.13 (+1.9)	8.20 (+0.9)	8.14 (+0.6)
2 TORNÉUS Michel	7.80 (-0.5)	8.19 (+1.4)	8.10 (+2.8)	x (-0.3)
3 TOMLINSON Chris	8.02 (+0.2)	8.12 (+1.8)	8.04 (+0.4)	7.91 (+0.4)
4 REIF Christian	7.94 (+1.9)	8.10 (+1.2)	x (+0.5)	x (+0.4)
5 MÉLIZ Luis Felipe	7.73 (+0.8)	7.72 (-1.2)	7.94 (-0.1)	
6 GOMIS Kafétien	7.08 (+0.6)	7.78 (+1.0)	7.91 (+0.6)	
7 CHUVA Marcos	7.90 (-0.2)	7.84 (+0.7)	6.56 (+1.0)	
8 NOVOTNÝ Roman	7.21 (-0.3)	7.49 (+1.4)	7.72 (+0.1)	
9 EL-SHERYF Sheryf	7.68 (+0.6)	x (+0.4)	7.39 (+1.5)	
10 FORMICHETTI E	7.52 (-0.7)	7.45 (0.0)	7.36 (+0.6)	
11 PODGÓRSKI Konrad	x (+1.2)	7.01 (+1.3)	7.42 (+0.9)	
12 PASTUPAILA A	7.07 (+0.1)	7.39 (+0.3)	5.50 (-0.1)	

Results
Triple Jump Men
Final
Start Time: 16:21

Rank	Name	Nat	Date of Birth	Order	Result
1	SCHEMBRI Fabrizio	ITA	27 JAN 1981	2	16.95
2	PLATNITSKI Dzmity	BLR	26 AUG 1988	10	16.81
3	KUZNYETSOV Viktor	UKR	14 JUL 1986	6	16.79
4	HOFFMANN Karol	POL	1 JUN 1989	8	16.78
5	TAILLEPIERRE Karl	FRA	13 AUG 1976	7	16.63
6	ÉVORA Nelson	POR	20 APR 1984	11	16.33
7	POHLE Andreas	GER	6 APR 1981	12	16.29
8	BELLIDO José Emilio	ESP	25 MAY 1987	1	15.95
9	STRÖM Mathias	SWE	30 DEC 1987	5	15.52
10	ADEDOYIN Kola	GBR	8 APR 1991	3	15.32
11	HNÍZDIL Petr	CZE	20 JUN 1981	4	15.32
	FYODOROV Aleksey	RUS	25 MAY 1991	9	NM


	1	2	3	4
1	SCHEMBRI Fabrizio 16.71 (+1.9)	16.53 (+0.6)	16.66 (-0.2)	16.95 (+4.5)
2	PLATNITSKI Dzmity 16.81 (+3.8)	x (+1.9)	x (+3.5)	x (-0.1)
3	KUZNYETSOV Viktor 16.47 (+1.4)	16.76 (+1.3)	16.79 (+4.0)	16.68 (+0.5)
4	HOFFMANN Karol 16.32 (+5.4)	x (+1.6)	16.78 (+2.2)	-
5	TAILLEPIERRE Karl 16.63 (+1.2)	x (+2.5)	16.40 (+3.3)	-
6	ÉVORA Nelson 16.28 (+2.3)	x (+1.7)	16.33 (+1.2)	-
7	POHLE Andreas 16.24 (+1.7)	16.29 (+1.6)	13.85 (+1.4)	-
8	BELLIDO J x (+1.7)	15.95 (+0.1)	x (-0.4)	-
9	STRÖM Mathias x (+3.8)	x (+0.7)	15.52 (+2.8)	-
10	ADEDOYIN Kola 15.12 (+2.0)	15.02 (+1.3)	15.32 (+2.2)	-
11	HNÍZDIL Petr 14.97 (+0.2)	14.13 (+2.6)	15.32 (+3.6)	-
	FYODOROV Aleksey x	x (+2.9)	x	-

Shot Put Men
Final
Start Time: 14:50

Rank	Name	Nat	Date of Birth	Order	Result
1	STORL David	GER	27 JUL 1990	5	20.81
2	MAJEWSKI Tomasz	POL	30 AUG 1981	1	20.51
3	MIKHNEVICH Andrei	BLR	12 JUL 1976	3	20.40
4	YUSHKOV Ivan	RUS	15 JAN 1981	2	19.49
5	FORTES Marco	POR	26 SEP 1982	4	19.40
6	SEMENOV Andriy	UKR	4 JUL 1984	11	19.38
7	BUCKI Gaëtan	FRA	9 MAY 1980	12	18.93
8	VIVAS Borja	ESP	26 MAY 1984	6	18.64
9	MARCELL Jan	CZE	4 JUN 1985	9	18.49
10	ARRHENIUS Niklas	SWE	10 SEP 1982	10	17.87
11	DI MAGGIO Marco	ITA	22 MAY 1983	7	17.51
12	BEARD Greg	GBR	10 SEP 1982	8	16.97

	1	2	3	4
1	STORL David 19.95	x	20.51	20.81
2	MAJEWSKI Tomasz 19.90	x	20.51	20.18
3	MIKHNEVICH Andrei 20.22	x	20.09	20.40
4	YUSHKOV Ivan 19.09	19.49	19.28	x
5	FORTES Marco x	19.26	19.40	-
6	SEMENOV Andriy 19.38	x	19.08	-
7	BUCKI Gaëtan 18.79	18.93	x	-
8	VIVAS Borja 18.45	18.64	x	-
9	MARCELL Jan 18.49	18.34	x	-
10	ARRHENIUS Niklas 17.03	17.87	x	-
11	DI MAGGIO Marco 17.51	x	x	-
12	BEARD Greg 16.33	16.97	16.75	-

 INTERNET Service: www.european-athletics.org

 Timing, Measurement & Data Service by  **OMEGA**

printed at SUN 19 JUN 2011 20:11

Page 8 of 28

Results

Discus Men

Final

Start Time: 15:28

Rank	Name	Nat	Date of Birth	Order	Result
1	HARTING Robert	GER	18 OCT 1984	6	65.63
2	CASAÑAS Frank	ESP	18 OCT 1978	7	62.43
3	MALACHOWSKI Piotr	POL	7 JUN 1983	2	61.66
4	MARCELL Jan	CZE	4 JUN 1985	10	61.46
5	PISHCHALNIKOV Bogdan	RUS	26 AUG 1982	3	59.89
6	MORSE Brett	GBR	11 FEB 1989	9	59.37
7	ARRHENIUS Niklas	SWE	10 SEP 1982	11	57.75
8	SEMENOV Oleksiy	UKR	27 JUN 1982	12	56.30
9	FALOCI Giovanni	ITA	13 OCT 1985	8	56.09
10	AUROKIOM Jean-François	FRA	14 APR 1981	1	52.85
11	GRAVE Jorge A.	POR	1 SEP 1982	5	50.59
12	ROHANAU Sjarhei	BLR	18 APR 1986	4	49.23

	1	2	3	4	
1	HARTING Robert	64.42	65.50	65.63	65.46
2	CASAÑAS Frank	56.90	61.41	62.43	61.48
3	MALACHOWSKI Piotr	61.41	x	60.91	61.66
4	MARCELL Jan	59.89	x	61.46	58.85
5	PISHCHALNIKOV B	56.25	58.35	59.89	
6	MORSE Brett	x	59.37	x	
7	ARRHENIUS Niklas	57.75	x	x	
8	SEMENOV Oleksiy	55.18	56.09	56.30	
9	FALOCI Giovanni	x	56.09	x	
10	AUROKIOM J	52.85	x	49.21	
11	GRAVE Jorge A.	50.59	48.25	x	
12	ROHANAU Sjarhei	x	49.23	x	

Hammer Men

Final

Start Time: 13:35

Rank	Name	Nat	Date of Birth	Order	Result	
1	ESSER Markus	GER	3 FEB 1980	7	79.28	CR
2	FAJDEK Paweł	POL	4 JUN 1989	3	76.98	PB
3	SOKYRSKYI Oleksiy	UKR	16 MAR 1985	1	76.96	PB
4	KRYVITSKI Pavel	BLR	17 APR 1984	5	76.93	
5	VIZZONI Nicola	ITA	4 JAN 1973	9	74.47	
6	POUZY Frédéric	FRA	18 FEB 1983	2	73.88	
7	ZAGORNIY Aleksey	RUS	31 MAY 1978	4	73.85	
8	CIENFUEGOS Javier	ESP	15 JUL 1990	8	72.11	
9	MELICH Lukás	CZE	16 SEP 1980	11	70.86	
10	JONS Mattias	SWE	19 NOV 1982	12	69.53	
11	FROST Andy	GBR	17 APR 1981	10	61.53	
	MANSO Dário	POR	1 JUL 1982	6	NM	

	1	2	3	4	
1	ESSER Markus	76.95	75.06	79.28	76.37
2	FAJDEK Paweł	76.73	76.76	76.98	x
3	SOKYRSKYI Oleksiy	x	76.96	75.29	x
4	KRYVITSKI Pavel	x	74.92	76.93	x
5	VIZZONI Nicola	x	74.47	72.82	
6	POUZY Frédéric	67.81	73.88	x	
7	ZAGORNIY Aleksey	x	x	73.85	
8	CIENFUEGOS Javier	72.11	71.59	x	
9	MELICH Lukás	x	68.92	70.86	
10	JONS Mattias	65.75	69.27	69.53	
11	FROST Andy	x	61.53	x	
	MANSO Dário	x	x	x	

Results

**Javelin Men
Final**

Start Time: 16:54

Rank	Name	Nat	Date of Birth	Order	Result	
1	KOSYNSKY Dmytro	UKR	31 MAR 1989	2	81.29	
2	MAKAROV Sergey	RUS	19 MAR 1973	5	81.20	
3	WALLIN Gabriel	SWE	14 OCT 1981	1	80.88	PB
4	DE ZORDO Matthias	GER	21 FEB 1988	8	77.86	
5	FRYDRYCH Petr	CZE	13 JAN 1988	12	74.42	
6	BARAZA Rafael	ESP	29 AUG 1981	9	74.11	SB
7	BERTOLINI Roberto	ITA	9 OCT 1985	10	72.07	SB
8	RAKOCZY Pawel	POL	15 MAY 1987	4	71.79	
9	CAMPBELL James	GBR	1 APR 1988	11	68.03	
10	ADAKHOUSKI Anatoli	BLR	18 DEC 1987	6	65.47	
11	DURECHOU Killian	FRA	15 AUG 1992	3	63.21	
12	APERTA Tiago	POR	15 JAN 1992	7	62.54	

	1	2	3	4	
1	KOSYNSKY Dmytro	80.28	81.29	x	80.75
2	MAKAROV Sergey	80.43	81.20	80.23	79.74
3	WALLIN Gabriel	80.88	74.36	80.24	80.12
4	DE ZORDO Matthias	77.13	77.86	x	74.52
5	FRYDRYCH Petr	74.42	x	x	
6	BARAZA Rafael	70.30	74.11	71.16	
7	BERTOLINI Roberto	70.89	70.82	72.07	
8	RAKOCZY Pawel	70.95	71.79	x	
9	CAMPBELL James	68.03	x	x	
10	ADAKHOUSKI Anatoli	65.47	64.31	64.64	
11	DURECHOU Killian	61.77	63.21	60.24	
12	APERTA Tiago	59.54	62.36	62.54	

Results
4x100m Relay Men
Combined result
Start Time: 17:48

Rank	Nat	Nation	Lane		Result
1	GBR	GREAT BRITAIN & NI	5		38.60
1 - MALCOLM Christian (3 JUN 1979) 2 - PICKERING Craig (16 OCT 1986) 3 - ELLINGTON James (6 SEP 1985) 4 - AIKINES-ARYEETEY H (29 AUG 1988)					
2	FRA	FRANCE	7		38.71
1 - TINMAR Teddy (30 MAR 1987) 2 - LEMAITRE C (11 JUN 1990) 3 - PESSONNEAUX P (25 NOV 1987) 4 - POGNON Ronald (16 NOV 1982)					
3	GER	GERMANY	4		38.92
1 - SCHAF Alex (28 APR 1987) 2 - BROENING Marius (24 OCT 1983) 3 - UNGER Tobias (10 JUL 1979) 4 - MENGA Alex-Platini (29 SEP 1987)					
4	POL	POLAND	4		39.09
1 - PARUZEL Olaf (14 JUL 1988) 2 - KUC Dariusz (24 APR 1986) 3 - KUBACZYK Robert (4 AUG 1986) 4 - KRYNSKI Kamil (12 MAY 1987)					
5	RUS	RUSSIA	6		39.09
1 - BREDNEV Aleksandr (12 FEB 1988) 2 - PETRYASHOV K (16 DEC 1984) 3 - SMIRNOV Roman (2 SEP 1984) 4 - KHYUTTE Aleksandr (29 SEP 1988)					
6	POR	PORTUGAL	5		39.43
1 - PACHECO Ricardo (31 OCT 1983) 2 - OBIKWELU Francis (22 NOV 1978) 3 - ABRANTES Arnaldo (27 NOV 1986) 4 - NASCIMENTO Y (17 APR 1986)					
7	CZE	CZECH REPUBLIC	6		39.77
1 - VELEBA Jan (6 DEC 1986) 2 - VOJTÍK Jirí (2 JUL 1981) 3 - SULC Vojtech (12 OCT 1986) 4 - MILO Lukás (19 OCT 1983)					
8	ESP	SPAIN	7		39.85
1 - VILES Eduard (8 FEB 1991) 2 - RODRÍGUEZ Á (25 APR 1980) 3 - PÉREZ Edgar (18 SEP 1988) 4 - CÁCERES Eusebio (10 SEP 1991)					
9	SWE	SWEDEN	2		39.94
1 - ÅBERG Oskar (12 SEP 1989) 2 - TÄRNHUVUD Stefan (16 JAN 1985) 3 - OLSSON Benjamin (29 JAN 1991) 4 - DE OLIVIERA Nil (3 SEP 1986)					
10	UKR	UKRAINE	2		40.23
1 - PERESTYUK Ruslan (22 APR 1991) 2 - KORZH Vitaliy (5 OCT 1987) 3 - SAHUTKIN Serhiy (1 OCT 1983) 4 - SHTANOV Yuriy (8 JUL 1986)					
11	BLR	BELARUS	3		41.12
1 - MELNIKAU Yury (1990) 2 - RABAU Viktor (16 FEB 1993) 3 - HOMAN Mikalai (1990) 4 - TRAFIMOVICH Ivan (16 AUG 1991)					
	ITA	ITALY	3		DQ
1 - RIPARELLI Jacques (27 MAR 1983) 2 - COLLIO Simone (27 DEC 1979) 3 - DI GREGORIO E (13 DEC 1980) 4 - CERUTTI Fabio (26 SEP 1985)					
					R 170.14

Results
4x100m Relay Men
Heat 1
Start Time: 17:48

Rank	Nat	Nation	Lane	Reaction time	Result
1	POL	POLAND	4	0.173	39.09
			1 - PARUZEL Olaf (14 JUL 1988)	2 - KUC Dariusz (24 APR 1986)	
			3 - KUBACZYK Robert (4 AUG 1986)	4 - KRYNSKI Kamil (12 MAY 1987)	
2	POR	PORTUGAL	5	0.195	39.43
			1 - PACHECO Ricardo (31 OCT 1983)	2 - OBIKWELU Francis (22 NOV 1978)	
			3 - ABRANTES Arnaldo (27 NOV 1986)	4 - NASCIMENTO Y (17 APR 1986)	
3	CZE	CZECH REPUBLIC	6	0.175	39.77
			1 - VELEBA Jan (6 DEC 1986)	2 - VOJTÍK Jirí (2 JUL 1981)	
			3 - SULC Vojtech (12 OCT 1986)	4 - MILO Lukás (19 OCT 1983)	
4	ESP	SPAIN	7	0.213	39.85
			1 - VILES Eduard (8 FEB 1991)	2 - RODRÍGUEZ Á (25 APR 1980)	
			3 - PÉREZ Edgar (18 SEP 1988)	4 - CÁCERES Eusebio (10 SEP 1991)	
5	SWE	SWEDEN	2	0.132	39.94
			1 - ÅBERG Oskar (12 SEP 1989)	2 - TÅRNHUVUD Stefan (16 JAN 1985)	
			3 - OLSSON Benjamin (29 JAN 1991)	4 - DE OLIVIERA Nil (3 SEP 1986)	
6	BLR	BELARUS	3	0.193	41.12
			1 - MELNIKAU Yury (1990)	2 - RABAU Viktor (16 FEB 1993)	
			3 - HOMAN Mikalai (1990)	4 - TRAFIMOVICH Ivan (16 AUG 1991)	

4x100m Relay Men
Heat 2
Start Time: 17:55

Rank	Nat	Nation	Lane	Reaction time	Result
1	GBR	GREAT BRITAIN & NI	5	0.178	38.60
			1 - MALCOLM Christian (3 JUN 1979)	2 - PICKERING Craig (16 OCT 1986)	CR,EL
			3 - ELLINGTON James (6 SEP 1985)	4 - AIKINES-ARYEETAY H (29 AUG 1988)	
2	FRA	FRANCE	7	0.176	38.71
			1 - TINMAR Teddy (30 MAR 1987)	2 - LEMAITRE C (11 JUN 1990)	
			3 - PESSONNEAUX P (25 NOV 1987)	4 - POGNON Ronald (16 NOV 1982)	
3	GER	GERMANY	4	0.202	38.92
			1 - SCHAF Alex (28 APR 1987)	2 - BROENING Marius (24 OCT 1983)	
			3 - UNGER Tobias (10 JUL 1979)	4 - MENGA Alex-Platini (29 SEP 1987)	
4	RUS	RUSSIA	6	0.197	39.09
			1 - BREDNEV Aleksandr (12 FEB 1988)	2 - PETRYASHOV K (16 DEC 1984)	
			3 - SMIRNOV Roman (2 SEP 1984)	4 - KHYUTTE Aleksandr (29 SEP 1988)	
5	UKR	UKRAINE	2	0.208	40.23
			1 - PERESTYUK Ruslan (22 APR 1991)	2 - KORZH Vitaliy (5 OCT 1987)	
			3 - SAHUTKIN Serhiy (1 OCT 1983)	4 - SHTANOV Yuriy (8 JUL 1986)	
	ITA	ITALY	3	0.176	DQ
			1 - RIPARELLI Jacques (27 MAR 1983)	2 - COLLIO Simone (27 DEC 1979)	R 170.14
			3 - DI GREGORIO E (13 DEC 1980)	4 - CERUTTI Fabio (26 SEP 1985)	

Results
4x400m Relay Men
Combined result
Start Time: 17:42

Rank	Nat	Nation	Lane		Result	
1	RUS	RUSSIA		6	3:02.42	EL
			1 - DYLDIN Maksim (15 MAY 1987) 3 - TRENKHIN Pavel (24 MAR 1986)	2 - BURYAK Dmitriy (5 JUN 1987) 4 - ALEKSEYEV Denis (26 DEC 1987)		
2	FRA	FRANCE		7	3:03.33	
			1 - FILLON Nicolas (14 JAN 1986) 3 - HANNE Mamoudou (6 MAR 1988)	2 - VENEL Teddy (16 MAR 1985) 4 - ANNE Mame-Ibra (7 NOV 1989)		
3	GER	GERMANY		5	3:04.10	
			1 - GOLLNOW David (8 APR 1989) 3 - JONAS Benjamin (22 FEB 1990)	2 - PLASS Jonas (1 AUG 1986) 4 - SCHNEIDER Thomas (7 NOV 1988)		
4	POL	POLAND		3	3:04.42	
			1 - WIADEREK Piotr (5 FEB 1984) 3 - BUDZIEJEWSKI Kamil (14 SEP 1988)	2 - MARCINISZYN Marcin (7 SEP 1982) 4 - FÓRMANSKI Mateusz (22 FEB 1991)		
5	ITA	ITALY		4	3:05.66	
			1 - JUAREZ Isalbet (20 DEC 1987) 3 - GALVAN Matteo (24 AUG 1988)	2 - GALLETTI Luca (1 SEP 1980) 4 - VISTALLI Marco (3 OCT 1987)		
6	UKR	UKRAINE		2	3:05.93	
			1 - GUTSOL Ievgen (13 MAY 1990) 3 - KNYSH Myhaylo (22 NOV 1983)	2 - MELNYKOV Stanislav (26 FEB 1987) 4 - BURAKOV Volodymyr (6 MAY 1985)		
7	CZE	CZECH REPUBLIC		3	3:06.76	
			1 - JIRÁN Pavel (11 AUG 1985) 3 - BOSEK Tomáš (24 APR 1985)	2 - MASLÁK Pavel (21 FEB 1991) 4 - PROROK Josef (16 NOV 1987)		
8	ESP	SPAIN		6	3:07.37	
			1 - BRIONES Roberto (7 JUL 1983) 3 - SANZ Javier (19 JUL 1989)	2 - UJAKPOR Mark (18 JAN 1987) 4 - MONTEJANO Ramón (7 APR 1990)		
9	SWE	SWEDEN		2	3:07.88	
			1 - CLAESSION Mattias (26 JUL 1986) 3 - WISSMAN Johan (2 DEC 1982)	2 - JOHANSSON Fredrik (15 JUL 1986) 4 - JAAKO Joni (24 FEB 1986)		
10	POR	PORTUGAL		7	3:10.24	
			1 - NASCIMENTO Y (17 APR 1986) 3 - PINHEIRO Carlos (24 MAR 1988)	2 - FERREIRA João (20 OCT 1986) 4 - PAULA Jorge (8 OCT 1984)		
	BLR	BELARUS		5	DQ	R 170.9
			1 - ANANENKA Anis (29 NOV 1985) 3 - PISKUNOU Maksim (15 SEP 1984)	2 - PALUYAN Dzmitry (25 APR 1986) 4 - BAZULKA Aliaksandr (31 MAR 1991)		
	GBR	GREAT BRITAIN & NI		4	DQ	R 170.13
			1 - STEELE Andrew (19 SEP 1984) 3 - BINGHAM Michael (13 APR 1986)	2 - WILLIAMS Conrad (20 MAR 1982) 4 - BUCK Richard (14 NOV 1986)		

Results

4x400m Relay Men

Heat 1

Start Time: 17:42

Rank	Nat	Nation	Lane	Reaction time	Result
1	ITA	ITALY	4	0.349	3:05.66
			1 - JUAREZ Isalbet (20 DEC 1987)	2 - GALLETTI Luca (1 SEP 1980)	
			3 - GALVAN Matteo (24 AUG 1988)	4 - VISTALLI Marco (3 OCT 1987)	
2	CZE	CZECH REPUBLIC	3	0.237	3:06.76
			1 - JIRÁN Pavel (11 AUG 1985)	2 - MASLÁK Pavel (21 FEB 1991)	
			3 - BOSEK Tomáš (24 APR 1985)	4 - PROROK Josef (16 NOV 1987)	
3	ESP	SPAIN	6	0.229	3:07.37
			1 - BRIONES Roberto (7 JUL 1983)	2 - UJAKPOR Mark (18 JAN 1987)	
			3 - SANZ Javier (19 JUL 1989)	4 - MONTEJANO Ramón (7 APR 1990)	
4	SWE	SWEDEN	2	0.230	3:07.88
			1 - CLAESSION Mattias (26 JUL 1986)	2 - JOHANSSON Fredrik (15 JUL 1986)	
			3 - WISSMAN Johan (2 DEC 1982)	4 - JAAKO Joni (24 FEB 1986)	
5	POR	PORTUGAL	7	0.186	3:10.24
			1 - NASCIMENTO Y (17 APR 1986)	2 - FERREIRA João (20 OCT 1986)	
			3 - PINHEIRO Carlos (24 MAR 1988)	4 - PAULA Jorge (8 OCT 1984)	
	BLR	BELARUS	5	0.217	DQ
			1 - ANANENKA Anis (29 NOV 1985)	2 - PALUYAN Dzmitry (25 APR 1986)	
			3 - PISKUNOU Maksim (15 SEP 1984)	4 - BAZULKA Aliaksandr (31 MAR 1991)	

4x400m Relay Men

Heat 2

Start Time: 17:52

Rank	Nat	Nation	Lane	Reaction time	Result
1	RUS	RUSSIA	6	0.225	3:02.42
			1 - DYLDIN Maksim (15 MAY 1987)	2 - BURYAK Dmitriy (5 JUN 1987)	
			3 - TRENKHIN Pavel (24 MAR 1986)	4 - ALEKSEYEV Denis (26 DEC 1987)	
2	FRA	FRANCE	7	0.180	3:03.33
			1 - FILLON Nicolas (14 JAN 1986)	2 - VENEL Teddy (16 MAR 1985)	
			3 - HANNE Mamoudou (6 MAR 1988)	4 - ANNE Mame-Ibra (7 NOV 1989)	
3	GER	GERMANY	5	0.212	3:04.10
			1 - GOLLNOW David (8 APR 1989)	2 - PLASS Jonas (1 AUG 1986)	
			3 - JONAS Benjamin (22 FEB 1990)	4 - SCHNEIDER Thomas (7 NOV 1988)	
4	POL	POLAND	3	0.267	3:04.42
			1 - WIADEREK Piotr (5 FEB 1984)	2 - MARCINISZYN Marcin (7 SEP 1982)	
			3 - BUDZIEJEWSKI Kamil (14 SEP 1988)	4 - FÓRMANSKI Mateusz (22 FEB 1991)	
5	UKR	UKRAINE	2	0.161	3:05.93
			1 - GUTSOL Ievgen (13 MAY 1990)	2 - MELNYKOV Stanislav (26 FEB 1987)	
			3 - KNYSH Myhaylo (22 NOV 1983)	4 - BURAKOV Volodymyr (6 MAY 1985)	
	GBR	GREAT BRITAIN & NI	4	0.198	DQ
			1 - STEELE Andrew (19 SEP 1984)	2 - WILLIAMS Conrad (20 MAR 1982)	
			3 - BINGHAM Michael (13 APR 1986)	4 - BUCK Richard (14 NOV 1986)	

Results
100m Women
Combined result
Start Time: 15:03

Rank	Name	Nat	Date of Birth	Lane	Result
1	MANG Véronique	FRA	15 DEC 1984	6	11.23 CR
2	POVH Olesya	UKR	18 OCT 1987	4	11.28
3	FEDORIVA Aleksandra	RUS	13 SEP 1988	6	11.34
4	WAGNER Marion	GER	1 FEB 1978	3	11.38
5	ONUORA Anyika	GBR	28 OCT 1984	5	11.43
6	CECHOVÁ Katerina	CZE	21 MAR 1988	7	11.45
7	TAVARES Sónia	POR	21 MAR 1986	5	11.51
8	NESTSIARENKA Yulia	BLR	15 JUN 1979	7	11.53 SB
9	JESCHKE Marta	POL	2 JUN 1986	2	11.55
10	ALLOH Audrey	ITA	21 JUL 1987	3	11.63 SB
11	BERNTSSON Lena	SWE	4 NOV 1978	2	11.80
12	COTÁN Amparo María	ESP	13 MAY 1988	4	11.82

100m Women
Heat 1
Start Time: 15:03

Wind: -0.5 m/s

Rank	Name	Nat	Date of Birth	Lane	Reaction time	Result
1	MANG Véronique	FRA	15 DEC 1984	6	0.154	11.23 CR
2	TAVARES Sónia	POR	21 MAR 1986	5	0.171	11.51
3	NESTSIARENKA Yulia	BLR	15 JUN 1979	7	0.183	11.53 SB
4	ALLOH Audrey	ITA	21 JUL 1987	3	0.167	11.63 SB
5	BERNTSSON Lena	SWE	4 NOV 1978	2	0.174	11.80
6	COTÁN Amparo María	ESP	13 MAY 1988	4	0.181	11.82

100m Women
Heat 2
Start Time: 15:10


Wind: +1.5 m/s

Rank	Name	Nat	Date of Birth	Lane	Reaction time	Result
1	POVH Olesya	UKR	18 OCT 1987	4	0.152	11.28
2	FEDORIVA Aleksandra	RUS	13 SEP 1988	6	0.203	11.34
3	WAGNER Marion	GER	1 FEB 1978	3	0.197	11.38
4	ONUORA Anyika	GBR	28 OCT 1984	5	0.171	11.43
5	CECHOVÁ Katerina	CZE	21 MAR 1988	7	0.180	11.45
6	JESCHKE Marta	POL	2 JUN 1986	2	0.216	11.55

200m Women
Combined result
Start Time: 15:06

Rank	Name	Nat	Date of Birth	Lane	Result
1	RYEMYEN Mariya	UKR	2 AUG 1987	5	23.10
2	CHERMOSHANSKAYA Yuliya	RUS	6 JAN 1986	4	23.40
3	TSCHIRCH Cathleen	GER	23 JUL 1979	5	23.45 SB
4	SOMARÉ Myriam	FRA	29 OCT 1986	7	23.62
5	ROSOLOVÁ Denisa	CZE	21 AUG 1986	6	23.66
6	OYEPITAN Abi	GBR	30 DEC 1979	2	23.91
7	TAVARES Sónia	POR	21 MAR 1986	3	23.94
8	POPOWICZ Marika	POL	28 APR 1988	3	24.03
9	HJELMER Moa	SWE	19 JUN 1990	2	24.05
10	ARCIONI Giulia	ITA	21 MAR 1986	6	24.10
11	RECIO Belén	ESP	11 AUG 1980	7	24.59
12	HANCHAR Katsiaryna	BLR	30 AUG 1988	4	24.75

 INTERNET Service: www.european-athletics.org

 Timing, Measurement & Data Service by  **OMEGA**

printed at SUN 19 JUN 2011 20:11

Page 15 of 28

Results
200m Women
Heat 1
Start Time: 15:06

Wind: -2.1 m/s

Rank	Name	Nat	Date of Birth	Lane	Result
1	TSCHIRCH Cathleen	GER	23 JUL 1979	5	23.45
2	TAVARES Sónia	POR	21 MAR 1986	3	23.94
3	HJELMER Moa	SWE	19 JUN 1990	2	24.05
4	ARCIONI Giulia	ITA	21 MAR 1986	6	24.10
5	RECIO Belén	ESP	11 AUG 1980	7	24.59
6	HANCHAR Katsiaryna	BLR	30 AUG 1988	4	24.75

200m Women
Heat 2
Start Time: 15:13

Wind: -2.2 m/s

Rank	Name	Nat	Date of Birth	Lane	Reaction time	Result
1	RYEMYEN Mariya	UKR	2 AUG 1987	5	0.204	23.10
2	CHERMOSHANSKAYA Yuliya	RUS	6 JAN 1986	4	0.192	23.40
3	SOUMARÉ Myriam	FRA	29 OCT 1986	7	0.204	23.62
4	ROSOLOVÁ Denisa	CZE	21 AUG 1986	6	0.175	23.66
5	OYEPITAN Abi	GBR	30 DEC 1979	2	0.144	23.91
6	POPOWICZ Marika	POL	28 APR 1988	3	0.220	24.03

400m Women
Combined result
Start Time: 16:59

Rank	Name	Nat	Date of Birth	Lane	Result
1	YEFREMOVA Antonina	UKR	19 JUL 1981	6	51.02
2	ROSOLOVÁ Denisa	CZE	21 AUG 1986	4	51.37
3	COX Shana	GBR	22 JAN 1985	7	51.49
4	USOVICH Sviatlana	BLR	14 OCT 1980	5	51.85
5	ZADORINA Kseniya	RUS	2 MAR 1987	3	52.00
6	LINDENBERG Janin	GER	20 JAN 1987	4	52.07
7	HURTIS-HOUAIRI Muriel	FRA	25 MAR 1979	2	52.19
8	MILANI Marta	ITA	9 MAR 1987	5	52.64
9	BEDNAREK Agata	POL	28 JUN 1988	6	52.93
10	BOKESA Aauri Lorena	ESP	14 DEC 1988	7	53.60
11	MAGNUSSON Josefín	SWE	22 SEP 1989	3	53.78
12	NUNES Cátia	POR	6 APR 1990	2	55.02

400m Women
Heat 1
Start Time: 16:59

Rank	Name	Nat	Date of Birth	Lane	Reaction time	Result
1	LINDENBERG Janin	GER	20 JAN 1987	4	0.262	52.07
2	MILANI Marta	ITA	9 MAR 1987	5	0.193	52.64
3	BEDNAREK Agata	POL	28 JUN 1988	6	0.172	52.93
4	BOKESA Aauri Lorena	ESP	14 DEC 1988	7	0.252	53.60
5	MAGNUSSON Josefín	SWE	22 SEP 1989	3	0.196	53.78
6	NUNES Cátia	POR	6 APR 1990	2	0.253	55.02

Results
400m Women
Heat 2
Start Time: 17:06

Rank	Name	Nat	Date of Birth	Lane	Reaction time	Result	
1	YEFREMOVA Antonina	UKR	19 JUL 1981	6		51.02	CR
2	ROSOLOVÁ Denisa	CZE	21 AUG 1986	4	0.205	51.37	
3	COX Shana	GBR	22 JAN 1985	7	0.205	51.49	
4	USOVICH Sviatlana	BLR	14 OCT 1980	5	0.282	51.85	
5	ZADORINA Kseniya	RUS	2 MAR 1987	3	0.186	52.00	
6	HURTIS-HOUAIRI Muriel	FRA	25 MAR 1979	2	0.189	52.19	

800m Women
Final
Start Time: 15:33

Rank	Name	Nat	Date of Birth	Lane	Result	
1	SAVINOVA Mariya	RUS	13 AUG 1985	6	1:58.75	
2	MEADOWS Jennifer	GBR	17 APR 1981	2	1:59.47	
3	LOBANOVA Liliya	UKR	14 OCT 1985	4	2:00.18	
4	ARZAMASAVA Maryna	BLR	17 DEC 1987	7	2:00.62	
5	CUSMA PICCIONE Elisa	ITA	24 JUL 1981	2	2:01.04	
6	HARTMANN Jana	GER	23 MAY 1981	8	2:01.15	
7	CICHOCKA Angelika	POL	10 JAN 1988	6	2:01.75	
8	MOH Clarisse	FRA	6 DEC 1986	5	2:03.38	
9	MACÍAS Isabel	ESP	11 AUG 1984	1	2:03.49	PB
10	ÖBERG Sofia	SWE	30 MAY 1990	4	2:04.53	SB
11	TEIXEIRA Sandra	POR	13 MAR 1978	8	2:07.94	
12	MASNÁ Lenka	CZE	22 APR 1985	3	2:08.43	

Intermediate times: 400m 57.83 ARZAMASAVA Maryna (BLR)
 600m 1:28.70 ARZAMASAVA Maryna (BLR)

1500m Women
Final
Start Time: 16:16

Rank	Name	Nat	Date of Birth	Order	Result	
1	THOMAS Charlene	GBR	6 MAY 1982	4	4:06.85	SB
2	MARTYNOVA Yekaterina	RUS	12 JUN 1986	10	4:07.08	SB
3	MISHCHENKO Anna	UKR	25 AUG 1983	7	4:07.27	
4	KAREIVA Natallia	BLR	14 NOV 1985	11	4:07.76	SB
5	FERNÁNDEZ Nuria	ESP	16 AUG 1976	2	4:07.82	
6	EJDYS Sylwia	POL	15 JUL 1984	9	4:09.75	
7	CAPKOVÁ Tereza	CZE	24 JUL 1987	5	4:10.74	PB
8	KREBS Denise	GER	27 JUN 1987	1	4:11.96	
9	MOREIRA Sara	POR	17 OCT 1985	12	4:12.63	
10	TEGENFELDT Viktoria	SWE	27 SEP 1987	6	4:16.01	PB
11	COSTANZA Valentina	ITA	27 FEB 1987	3	4:25.35	
12	FÉLIX Fanjanteino	FRA	26 JAN 1980	8	4:30.75	

Intermediate times: 400m 1:06.39 MOREIRA Sara (POR)
 800m 2:13.56 MOREIRA Sara (POR)
 1200m 3:20.68 FERNÁNDEZ Nuria (ESP)

Results
3000m Women
Final
Start Time: 15:56

Rank	Name	Nat	Date of Birth	Order	Result	
1	SYREVA Olesya	RUS	25 NOV 1983	12	8:53.20	EL
2	TOBIAS Nataliya	UKR	22 NOV 1980	9	8:54.16	SB
3	RODRÍGUEZ Natalia	ESP	2 JUN 1979	4	8:55.09	
4	CHOJECKA Lidia	POL	25 JAN 1977	11	8:55.73	
5	WEISSTEINER Silvia	ITA	13 JUL 1979	5	8:58.10	
6	KUDZELICH Sviatlana	BLR	7 MAY 1987	1	9:00.06	PB
7	STOCKTON Stevie	GBR	23 AUG 1989	6	9:00.67	PB
8	HARRER Corinna	GER	19 JAN 1991	3	9:01.29	PB
9	DAUNAY Christelle	FRA	5 DEC 1974	10	9:02.16	PB
10	FÉLIX Dulce	POR	23 OCT 1982	2	9:09.92	
11	SEKANOVA Lucie	CZE	5 AUG 1989	7	9:19.83	PB
12	FOUGBERG Charlotta	SWE	19 JUN 1985	8	9:24.86	PB

Intermediate times: 1000m 3:05.08 FÉLIX Dulce (POR)
 2000m 6:05.85 FÉLIX Dulce (POR)

5000m Women
Final
Start Time: 16:44

Rank	Name	Nat	Date of Birth	Order	Result	
1	CHECA Dolores	ESP	27 DEC 1982	3	15:16.89	
2	ZADOROZHNAJA Yelena	RUS	3 DEC 1977	11	15:28.65	
3	CLITHEREOE Helen	GBR	2 JAN 1974	5	15:33.03	PB
4	MOCKENHAUPT Sabrina	GER	6 DEC 1980	2	15:35.02	
5	FÉLIX Dulce	POR	23 OCT 1982	1	15:36.99	
6	HOLOVCHENKO Tetyana	UKR	13 FEB 1980	8	15:46.02	SB
7	INCERTI Anna	ITA	19 JAN 1980	4	15:49.54	
8	BARDELLE Christine	FRA	16 AUG 1974	9	15:57.56	
9	FRANKIEWICZ Wioletta	POL	9 JUN 1977	10	16:22.81	
10	LILJESTEDT Malin	SWE	20 FEB 1980	7	16:28.40	SB
11	PECKOVÁ Kvetoslava	CZE	16 SEP 1985	6	16:31.74	PB
12	DUBOVSKAYA Olga	BLR	9 OCT 1983	12	16:40.47	


Intermediate times: 1000m 3:15.61 CHECA Dolores (ESP)
 2000m 6:20.48 CHECA Dolores (ESP)
 3000m 9:20.44 CHECA Dolores (ESP)
 4000m 12:17.40 CHECA Dolores (ESP)

3000m Steeplechase Women
Final
Start Time: 16:44

Rank	Name	Nat	Date of Birth	Order	Result	
1	GALKINA Gulnara	RUS	9 JUL 1978	1	9:31.20	
2	MOREIRA Sara	POR	17 OCT 1985	3	9:35.11	
3	SUSSMANN Jana	GER	12 OCT 1990	4	9:43.28	PB
4	LUSTIGOVÁ Marcela	CZE	11 NOV 1982	8	9:43.57	
5	MARTÍN Diana	ESP	1 APR 1981	5	9:46.89	SB
6	DUARTE Sophie	FRA	31 JUL 1981	11	9:48.83	
7	MARTINELLI Giulia	ITA	16 JUN 1991	6	9:52.78	
8	MARA Valeriya	UKR	22 FEB 1983	10	9:54.10	SB
9	MCCOLGAN Eilish	GBR	25 NOV 1990	7	9:55.13	PB
10	SZLEZAK Matylda	POL	11 JAN 1989	12	9:57.38	PB
11	ANANENKA Iryna	BLR	9 JAN 1986	2	10:18.32	
12	BODINSON Klara	SWE	11 JUN 1990	9	10:25.55	

Intermediate times: 1000m 3:08.12 GALKINA Gulnara (RUS)
 2000m 6:21.24 MOREIRA Sara (POR)

 INTERNET Service: www.european-athletics.org

 Timing, Measurement & Data Service by  **OMEGA**

printed at SUN 19 JUN 2011 20:11

Page 18 of 28

Results
100m Hurdles Women
Combined result
Start Time: 15:37

Rank	Name	Nat	Date of Birth	Lane	Result	
1	DEKTYAREVA Tatyana	RUS	4 JUN 1984	4	13.16	SB
2	TALAY Alina	BLR	14 MAY 1989	4	13.19	
3	CARAVELLI Marzia	ITA	23 OCT 1981	5	13.21	
4	PORTER Tiffany	GBR	12 NOV 1987	5	13.28	
5	GOMIS Sandra	FRA	21 NOV 1983	3	13.32	
6	ROLEDER Cindy	GER	21 AUG 1989	2	13.40	
7	SKROBÁKOVÁ Lucie	CZE	4 JAN 1982	6	13.45	
8	TYMINSKA Karolina	POL	4 OCT 1984	3	13.51	
9	YANOVSKA Olena	UKR	15 FEB 1990	6	13.56	
10	ONYIA Josephine	ESP	15 JUL 1986	7	13.60	
11	TUVESSON Emma	SWE	6 MAR 1991	7	13.62	
12	MAMONA Patrícia	POR	21 NOV 1988	2	14.30	

100m Hurdles Women
Heat 1
Start Time: 15:37

Wind: -1.0 m/s

Rank	Name	Nat	Date of Birth	Lane	Reaction time	Result	
1	DEKTYAREVA Tatyana	RUS	4 JUN 1984	4	0.201	13.16	SB
2	CARAVELLI Marzia	ITA	23 OCT 1981	5	0.166	13.21	
3	TYMINSKA Karolina	POL	4 OCT 1984	3	0.180	13.51	
4	YANOVSKA Olena	UKR	15 FEB 1990	6	0.165	13.56	
5	TUVESSON Emma	SWE	6 MAR 1991	7	0.195	13.62	
6	MAMONA Patrícia	POR	21 NOV 1988	2	0.196	14.30	

100m Hurdles Women
Heat 2
Start Time: 15:44

Wind: -0.2 m/s

Rank	Name	Nat	Date of Birth	Lane	Reaction time	Result	
1	TALAY Alina	BLR	14 MAY 1989	4	0.216	13.19	
2	PORTER Tiffany	GBR	12 NOV 1987	5	0.185	13.28	
3	GOMIS Sandra	FRA	21 NOV 1983	3	0.209	13.32	
4	ROLEDER Cindy	GER	21 AUG 1989	2	0.233	13.40	
5	SKROBÁKOVÁ Lucie	CZE	4 JAN 1982	6	0.288	13.45	
6	ONYIA Josephine	ESP	15 JUL 1986	7	0.309	13.60	

400m Hurdles Women
Combined result
Start Time: 16:16

Rank	Name	Nat	Date of Birth	Lane	Result	
1	HEJNOVÁ Zuzana	CZE	19 DEC 1986	4	53.87	CR,NR
2	ANTYUKH Natalya	RUS	26 JUN 1981	3	54.52	SB
3	SHAKES-DRAYTON Perri	GBR	21 DEC 1988	5	55.06	
4	TITIMETS Hanna	UKR	5 MAR 1989	6	55.09	
5	GENTILI Manuela	ITA	7 FEB 1978	3	56.85	SB
6	BARBOSA Vera	POR	13 JAN 1989	5	57.26	PB
7	ANACHARSIS Phara	FRA	17 DEC 1983	2	57.26	SB
8	KLOPSCH Christiane	GER	21 AUG 1990	4	57.85	
9	LINKIEWICZ Joanna	POL	2 MAY 1990	2	58.39	
10	BOIKA Maryna	BLR	2 NOV 1988	7	59.43	
11	PERSSON Sofie	SWE	16 JAN 1987	7	1:00.34	
12	ORTEGA Olga	ESP	8 MAR 1985	6	1:00.82	

Results
400m Hurdles Women
Heat 1
Start Time: 16:16

Rank	Name	Nat	Date of Birth	Lane	Reaction time	Result	
1	GENTILI Manuela	ITA	7 FEB 1978	3	0.248	56.85	SB
2	BARBOSA Vera	POR	13 JAN 1989	5		57.26	PB
3	ANACHARSIS Phara	FRA	17 DEC 1983	2	0.233	57.26	SB
4	KLOPSCH Christiane	GER	21 AUG 1990	4	0.316	57.85	
5	BOIKA Maryna	BLR	2 NOV 1988	7	0.279	59.43	
6	ORTEGA Olga	ESP	8 MAR 1985	6	0.393	1:00.82	

400m Hurdles Women
Heat 2
Start Time: 16:23

Rank	Name	Nat	Date of Birth	Lane	Reaction time	Result	
1	HEJNOVÁ Zuzana	CZE	19 DEC 1986	4	0.175	53.87	CR,NR
2	ANTYUKH Natalya	RUS	26 JUN 1981	3	0.190	54.52	SB
3	SHAKES-DRAYTON Perri	GBR	21 DEC 1988	5	0.225	55.06	
4	TITIMETS Hanna	UKR	5 MAR 1989	6	0.243	55.09	
5	LINKIEWICZ Joanna	POL	2 MAY 1990	2	0.311	58.39	
6	PERSSON Sofie	SWE	16 JAN 1987	7	0.211	1:00.34	

High Jump Women
Final
Start Time: 15:24

Rank	Name	Nat	Date of Birth	Order	Result	
1	GREEN Emma	SWE	8 DEC 1984	2	1.89	
2	STYOPINA Viktoriya	UKR	21 FEB 1976	3	1.89	
3	BEITIA Ruth	ESP	1 APR 1979	10	1.89	
4	GORDEYEVA Irina	RUS	9 OCT 1986	6	1.89	
5	MELFORT Mélanie	FRA	8 NOV 1982	4	1.85	
6	BAHDANOVICH Valeryia	BLR	1 MAY 1992	7	1.85	
7	BLAZEJ Karolina	POL	21 NOV 1986	5	1.80	
8	LAMERA Raffaella	ITA	13 APR 1983	11	1.80	
8	MARESOVÁ Oldriska	CZE	14 OCT 1986	1	1.80	
10	JUNGFLEISCH Marie-Laurence	GER	7 OCT 1990	9	1.80	
11	PERKINS Emma	GBR	4 SEP 1985	12	1.75	
12	ANSELMO Marisa	POR	6 SEP 1987	8	1.70	=SB

		1.65	1.70	1.75	1.80	1.85	1.89	1.92
1	GREEN Emma	-	-	-	0	0	0	xxx
2	STYOPINA Viktoriya	-	-	0	0	xo	0	xxx
3	BEITIA Ruth	-	-	-	0	0	xo	xxx
4	GORDEYEVA Irina	-	-	0	0	xo	0	xx
5	MELFORT Mélanie	-	-	0	0	0	xxx	
6	BAHDANOVICH V	-	0	xo	0	0	xxx	
7	BLAZEJ Karolina	-	0	xo	0	xxx		
8	LAMERA Raffaella	-	0	0	xo	xxx		
8	MARESOVÁ Oldriska	-	0	0	xo	xxx		
10	JUNGFLEISCH M	-	0	xo	xo	xx		
11	PERKINS Emma	0	xo	0	xxx			
12	ANSELMO Marisa	0	0	xxx				

Results

Pole Vault Women

Final

Start Time: 14:58

Rank	Name	Nat	Date of Birth	Order	Result
1	ROGOWSKA Anna	POL	21 MAY 1981	6	4.75
2	SPIEGELBURG Silke	GER	17 MAR 1986	10	4.75
3	PTÁČNÍKOVÁ Jirina	CZE	20 MAY 1986	2	4.60
4	KIRYASHOVA Aleksandra	RUS	21 AUG 1985	7	4.50
5	BLEASDALE Holly	GBR	2 NOV 1991	1	4.40
6	TAVARES Maria Eleonor	POR	24 SEP 1985	9	4.40
7	SHVEDOVA Anastasiya	BLR	3 MAY 1979	8	4.25
8	MATHIOT Telie	FRA	25 MAY 1987	5	4.25
9	PINERO Anna María	ESP	15 JAN 1986	11	4.25
9	SCARPELLINI Elena	ITA	14 JAN 1987	12	4.25
11	SHELEH Hanna	UKR	14 JUL 1993	4	4.00
	DAHLSTRÖM Malin	SWE	26 JUN 1989	3	NM

	3.80	4.00	4.15	4.25	4.35	4.40	4.45	4.50	4.55	4.60	4.65	4.70	4.75	4.80	4.86
1	-	-	-	-	-	xo	-	-	o	-	x-	o	o	-	xxx
2	-	-	-	-	o	-	o	-	o	-	o	x-	xo	xx	
3	-	-	-	o	-	o	-	xo	o	xxo	x				
4	-	-	-	o	-	o	-	o	-	x-	xx				
5	-	-	-	o	-	o	-	xxx							
6	-	o	o	o	xxo	xo	xx								
7	-	-	-	-	o	xxx									
8	xo	o	o	xo	xx										
9	-	o	o	xxo	xx										
9	-	o	o	xxo	xx										
11	-	o	xxx												
	-	xxx													

Long Jump Women

Final

Start Time: 14:51

Rank	Name	Nat	Date of Birth	Order	Result
1	KLISHINA Darya	RUS	15 JAN 1991	8	6.74
2	KLÜFT Carolina	SWE	2 FEB 1983	4	6.73
3	LESUEUR Éloyse	FRA	15 JUL 1988	6	6.60
4	GOMES Naide	POR	20 NOV 1979	10	6.58
5	SHUTKOVA Veranika	BLR	26 MAY 1986	9	6.53
6	KAPPLER Bianca	GER	8 AUG 1977	11	6.50
7	MONTANER Concepción	ESP	14 JAN 1981	12	6.44
8	DOBIJA Teresa	POL	19 OCT 1982	7	6.41
9	PROCTOR Shara	GBR	16 SEP 1988	2	6.31
10	VICENZINO Tania	ITA	1 APR 1986	1	6.23
11	AHKOZOVA Inna	UKR	16 SEP 1984	5	6.18
12	KORESÓVÁ Jana	CZE	8 APR 1981	3	5.99

	1	2	3	4
1	6.40 (+1.9)	6.74 (+0.9)	6.57 (+1.4)	x (+1.5)
2	6.73 (+0.7)	x (+1.4)	6.40 (+0.5)	x (+0.8)
3	5.24 (+0.1)	x (+2.4)	6.60 (+2.2)	5.12 (+3.4)
4	6.58 (+0.4)	x (+1.5)	x (+0.5)	4.81 (+1.1)
5	6.47 (+2.7)	6.53 (+2.1)	6.45 (+1.2)	
6	5.98 (+1.5)	6.50 (+2.8)	x (+3.1)	
7	x (+2.5)	6.44 (+4.1)	6.20 (+2.9)	
8	6.01 (+5.0)	6.41 (+1.2)	6.40 (+2.3)	
9	6.28 (+1.9)	6.31 (+2.2)	6.28 (+1.5)	
10	6.23 (+2.8)	6.21 (+3.3)	5.77 (+2.0)	
11	6.06 (+1.9)	6.18 (+2.1)	5.94 (+1.6)	
12	5.76 (+2.5)	5.99 (+2.4)	5.59 (+0.3)	

Results
Triple Jump Women
Final
Start Time: 16:33

Rank	Name	Nat	Date of Birth	Order	Result
1	SALADUHA Olha	UKR	4 JUN 1983	6	14.85
2	LA MANTIA Simona	ITA	14 APR 1983	2	14.29
3	SARRAPIO Patricia	ESP	16 NOV 1982	1	14.10
4	KUTYAKOVA Natalya	RUS	17 FEB 1986	9	14.07
5	TRYBANSKA Malgorzata	POL	21 JUN 1981	8	13.98
6	DEMUT Katja	GER	21 DEC 1983	12	13.81
7	VIATKINA Natallia	BLR	10 FEB 1987	10	13.73
8	MAMONA Patricia	POR	21 NOV 1988	11	13.55
9	REGIS Yasmine	GBR	12 DEC 1986	3	13.27
10	MÁJKOVÁ Lucie	CZE	9 JUL 1988	4	12.99
11	FRANKE-BJÖRKMAN Kristin	SWE	15 JUL 1991	5	12.99
	MARIE-NELLY Nathalie	FRA	24 NOV 1986	7	NM


	1	2	3	4
1	SALADUHA Olha 14.51 (+0.4)	14.85 (+1.8)	14.44 (-1.0)	14.53 (+0.2)
2	LA MANTIA Simona 14.12 (+1.2)	14.29 (+1.2)	14.09 (-0.4)	x (+0.6)
3	SARRAPIO Patricia 14.10 (+1.7)	13.89 (+1.2)	13.69 (+0.7)	x (+0.2)
4	KUTYAKOVA Natalya 13.72 (-0.1)	14.07 (+2.1)	14.02 (+1.2)	13.97 (+0.3)
5	TRYBANSKA M 13.46 (+0.3)	13.66 (-0.2)	13.98 (0.0)	
6	DEMUT Katja x (+0.1)	x (+1.1)	13.81 (-1.0)	
7	VIATKINA Natallia x (+1.0)	13.73 (+0.2)	13.68 (+0.6)	
8	MAMONA Patricia 13.55 (+1.1)	x (+0.9)	x (+1.2)	
9	REGIS Yasmine 12.23 (+2.6)	13.22 (+1.7)	13.27 (+0.5)	
10	MÁJKOVÁ Lucie 12.61 (+0.4)	12.79 (-0.6)	12.99 (+0.9)	
11	FRANKE-BJÖRKMAN K 12.75 (+0.3)	12.99 (+0.2)	12.55 (0.0)	
	MARIE-NELLY N x (+0.6)	x (0.0)	x (-0.2)	

Shot Put Women
Final
Start Time: 14:47

Rank	Name	Nat	Date of Birth	Order	Result
1	KLEINERT Nadine	GER	20 OCT 1975	5	17.81
2	AVDEYEVA Anna	RUS	6 APR 1985	2	17.33
3	ROSA Chiara	ITA	28 JAN 1983	7	17.18
4	PRAVALINSKAY-KAROLCHYK Yanina	BLR	26 DEC 1976	3	16.48
5	CÉRIVAL Jessica	FRA	20 JAN 1982	12	16.13
6	GUBA Paulina	POL	14 MAY 1991	1	16.08
7	ENGMAN Helena	SWE	16 JUN 1976	10	15.85
8	RUIZ Úrsula	ESP	11 AUG 1983	6	15.72
9	HOLODNAYA Olha	UKR	14 NOV 1991	11	15.60
10	PEAKE Rebecca	GBR	22 JUN 1983	8	15.06
11	BORGES Maria Antónia	POR	11 OCT 1983	4	14.44
12	SPOTÁKOVÁ Barbora	CZE	30 JUN 1981	9	12.64

	1	2	3	4
1	KLEINERT Nadine 16.35	17.28	17.81	-
2	AVDEYEVA Anna 16.65	17.33	x	17.26
3	ROSA Chiara 16.21	17.18	17.04	17.14
4	PRAVALINSKAY-KAROL 16.18	x	16.48	16.19
5	CÉRIVAL Jessica 16.05	16.13	16.04	
6	GUBA Paulina 15.86	16.08	15.31	
7	ENGMAN Helena x	15.85	15.46	
8	RUIZ Úrsula 15.54	15.72	15.30	
9	HOLODNAYA Olha 15.60	15.51	x	
10	PEAKE Rebecca 15.06	14.54	15.03	
11	BORGES M 14.35	14.41	14.44	
12	SPOTÁKOVÁ Barbora 12.64	x	x	

 INTERNET Service: www.european-athletics.org

 Timing, Measurement & Data Service by  **OMEGA**

printed at SUN 19 JUN 2011 20:11

Page 22 of 28

Results
Discus Women
Final
Start Time: 16:43

Rank	Name	Nat	Date of Birth	Order	Result
1	KARSAK Kateryna	UKR	26 DEC 1985	12	63.35
2	PISHCHALNIKOVA Darya	RUS	19 JUL 1985	3	61.09
3	GLANC Zaneta	POL	11 MAR 1983	2	59.29
4	MÜLLER Nadine	GER	21 NOV 1985	6	57.78
5	ROBERT-MICHON Méline	FRA	18 JUL 1979	1	57.36
6	CECHLOVÁ Vera	CZE	19 NOV 1978	10	56.13
7	BORDIGNON Laura	ITA	26 MAR 1981	8	54.05
8	NICHOLLS Jade	GBR	30 MAR 1987	9	53.85
9	SIAROVA Sviatlana	BLR	21 AUG 1986	4	52.11
10	RODRIGUES Irina	POR	5 FEB 1991	5	49.97
11	DE SÁNTALO-OSSORIO Mercedes	ESP	22 NOV 1981	7	49.50
12	ANDERSSON Sandra	SWE	25 MAR 1990	11	45.33


	1	2	3	4	
1	KARSAK Kateryna	56.66	x	60.07	63.35
2	PISHCHALNIKOVA D	53.47	60.11	58.74	61.09
3	GLANC Zaneta	53.71	58.43	x	59.29
4	MÜLLER Nadine	56.29	x	57.78	57.30
5	ROBERT-MICHON M	57.36	x	54.71	
6	CECHLOVÁ Vera	56.13	55.31	x	
7	BORDIGNON Laura	x	54.05	52.48	
8	NICHOLLS Jade	x	53.85	x	
9	SIAROVA Sviatlana	44.16	46.37	52.11	
10	RODRIGUES Irina	46.58	49.97	49.47	
11	DE SÁNTALO-OSSORIO	49.50	x	48.27	
12	ANDERSSON Sandra	45.33	45.07	45.08	

Hammer Women
Final
Start Time: 13:35

Rank	Name	Nat	Date of Birth	Order	Result	
1	HEIDLER Betty	GER	14 OCT 1983	7	73.43	
2	LYSENKO Tatyana	RUS	9 OCT 1983	4	71.44	
3	SAFRÁNKOVÁ Katerina	CZE	8 JUN 1989	11	69.39	PB
4	MATOSHA Alena	BLR	23 JUN 1982	5	69.31	
5	FALZON Stéphanie	FRA	7 JAN 1983	2	68.63	
6	SILVA Vânia	POR	8 JUN 1980	6	68.35	
7	CASTELLS Berta	ESP	24 JAN 1984	8	67.35	SB
8	SALIS Silvia	ITA	17 SEP 1985	9	66.55	
9	HITCHON Sophie	GBR	11 JUL 1991	10	66.05	
10	SEKACHYOVA Iryna	UKR	21 JUL 1976	1	64.02	
11	ANDERSSON Tracey	SWE	5 DEC 1984	12	63.04	
12	FIODOROW Joanna	POL	4 MAR 1989	3	62.19	

	1	2	3	4	
1	HEIDLER Betty	73.01	73.43	72.87	73.19
2	LYSENKO Tatyana	71.44	70.76	71.18	x
3	SAFRÁNKOVÁ K	67.11	69.39	x	68.37
4	MATOSHA Alena	66.52	67.63	69.31	69.12
5	FALZON Stéphanie	68.63	x	67.41	
6	SILVA Vânia	63.55	66.48	68.35	
7	CASTELLS Berta	61.99	67.35	x	
8	SALIS Silvia	66.55	x	65.72	
9	HITCHON Sophie	63.53	x	66.05	
10	SEKACHYOVA Iryna	61.79	x	64.02	
11	ANDERSSON Tracey	62.75	x	63.04	
12	FIODOROW Joanna	x	62.19	x	

 INTERNET Service: www.european-athletics.org

 Timing, Measurement & Data Service by  **OMEGA**

printed at SUN 19 JUN 2011 20:11

Page 23 of 28

Results

Javelin Women

Final

Start Time: 15:29

Rank	Name	Nat	Date of Birth	Order	Result	
1	OBERGFÖLL Christina	GER	22 AUG 1981	8	66.22	WL
2	SAYERS Goldie	GBR	16 JUL 1982	11	64.46	SB
3	SPOTÁKOVÁ Barbora	CZE	30 JUN 1981	12	64.40	
4	ABAKUMOVA Mariya	RUS	15 JAN 1986	5	64.21	
5	CHILLA Mercedes	ESP	19 JAN 1980	9	58.71	
6	BANI Zahra	ITA	31 DEC 1979	10	55.92	
7	REBRYK Vira	UKR	25 FEB 1989	2	55.16	
8	CRUZ Sílvia	POR	29 DEC 1980	7	55.12	
9	PETERSSON Annika	SWE	10 JAN 1979	1	53.63	
10	NOVIK Maryna	BLR	19 JAN 1984	6	53.41	
11	UGATAI Romina	FRA	10 OCT 1986	3	52.61	
12	CZENSKA Magdalena	POL	14 JUN 1981	4	50.98	

	1	2	3	4	
1	OBERGFÖLL C	66.22	61.07	x	62.32
2	SAYERS Goldie	64.31	x	x	64.46
3	SPOTÁKOVÁ Barbora	58.09	61.98	61.20	64.40
4	ABAKUMOVA Mariya	59.71	64.21	60.41	x
5	CHILLA Mercedes	58.71	x	x	
6	BANI Zahra	54.77	55.92	55.45	
7	REBRYK Vira	x	55.16	x	
8	CRUZ Sílvia	53.69	54.93	55.12	
9	PETERSSON Annika	52.85	53.63	50.87	
10	NOVIK Maryna	52.18	53.41	51.00	
11	UGATAI Romina	52.61	52.41	51.25	
12	CZENSKA Magdalena	47.55	50.98	x	

Results
4x100m Relay Women
Combined result
Start Time: 17:34

Rank	Nat	Nation	Lane		Result
1	UKR	UKRAINE	3		42.85
1 - POVH Olesya (18 OCT 1987) 2 - POHREBNYAK N (19 FEB 1988) 3 - RYEMYEN Mariya (2 AUG 1987) 4 - STUY Hrystyna (3 FEB 1988)					
2	RUS	RUSSIA	6		43.12
1 - VORONENKOVA Y (8 FEB 1988) 2 - FEDORIVA A (13 SEP 1988) 3 - GUSHCHINA Yuliya (4 MAR 1983) 4 - CHERMOSHANSKAYA Y (6 JAN 1986)					
3	GER	GERMANY	5		43.37
1 - KEDZIERSKI Johanna (10 JUN 1984) 2 - WAGNER Marion (1 FEB 1978) 3 - TSCHIRCH Cathleen (23 JUL 1979) 4 - GÜNTHER Leena (16 APR 1991)					
4	GBR	GREAT BRITAIN & NI	4		43.50
1 - KWAKYE Jeanette (20 MAR 1983) 2 - ONUORA Anyika (28 OCT 1984) 3 - TURNER Laura (12 AUG 1982) 4 - OYEPITAN Abi (30 DEC 1979)					
5	FRA	FRANCE	2		43.61
1 - SOUMARÉ Myriam (29 OCT 1986) 2 - DISTEL Céline (25 JUL 1987) 3 - JACQUES-SÉBASTIEN (10 APR 1985) 4 - MANG Véronique (15 DEC 1984)					
6	BLR	BELARUS	7		43.67
1 - NESTSIARENKA Yulia (15 JUN 1979) 2 - TALAY Alina (14 MAY 1989) 3 - DANILYUK-NEVMERZHY (27 JUL 1980) 4 - BALKINA Yuliya (12 APR 1984)					
7	POL	POLAND	5		43.77
1 - PTAK Ewelina (20 MAR 1987) 2 - POPOWICZ Marika (28 APR 1988) 3 - JESCHKE Marta (2 JUN 1986) 4 - KIELBASINSKA Anna (26 JUN 1990)					
8	SWE	SWEDEN	3		44.28
1 - BERNTSSON Lena (4 NOV 1978) 2 - KLÜFT Carolina (2 FEB 1983) 3 - BACKMAN Elin (20 NOV 1988) 4 - HJELMER Moa (19 JUN 1990)					
9	CZE	CZECH REPUBLIC	4		44.40
1 - MAZÁCOVÁ Iveta (15 DEC 1986) 2 - HUMPOLÍKOVÁ P (22 MAY 1985) 3 - TÁBORSKÁ Monika (31 MAR 1988) 4 - CECHOVÁ Katerina (21 MAR 1988)					
10	ITA	ITALY	7		44.55
1 - GRASSO Tiziana (5 SEP 1985) 2 - SALVAGNO M (3 MAR 1986) 3 - ARCIONI Giulia (21 MAR 1986) 4 - ALLOH Audrey (21 JUL 1987)					
11	ESP	SPAIN	2		44.59
1 - ONYIA Josephine (15 JUL 1986) 2 - RECIO Belén (11 AUG 1980) 3 - GARCÍA Estela (20 MAR 1989) 4 - COTÁN Amparo María (13 MAY 1988)					
12	POR	PORTUGAL	6		44.72
1 - FELISBERTO Andreia (22 JUN 1986) 2 - TAVARES Carla (22 MAY 1982) 3 - TAVARES Sónia (21 MAR 1986) 4 - GOMES Naide (20 NOV 1979)					

Results
4x100m Relay Women
Heat 1
Start Time: 17:34

Rank	Nat	Nation	Lane	Reaction time	Result
1	BLR	BELARUS	7	0.265	43.67
1 - NESTSIARENKA Yuliya (15 JUN 1979) 2 - TALAY Alina (14 MAY 1989) 3 - DANILYUK-NEVMERZHY (27 JUL 1980) 4 - BALLYKINA Yuliya (12 APR 1984)					
2	POL	POLAND	5	0.190	43.77
1 - PTAK Ewelina (20 MAR 1987) 2 - POPOWICZ Marika (28 APR 1988) 3 - JESCHKE Marta (2 JUN 1986) 4 - KIELBASINSKA Anna (26 JUN 1990)					
3	SWE	SWEDEN	3	0.226	44.28
1 - BERNTSSON Lena (4 NOV 1978) 2 - KLÜFT Carolina (2 FEB 1983) 3 - BACKMAN Elin (20 NOV 1988) 4 - HJELMER Moa (19 JUN 1990)					
4	CZE	CZECH REPUBLIC	4	0.165	44.40
1 - MAZÁCOVÁ Iveta (15 DEC 1986) 2 - HUMPOLÍKOVÁ P (22 MAY 1985) 3 - TÁBORSKÁ Monika (31 MAR 1988) 4 - CECHOVÁ Katerina (21 MAR 1988)					
5	ESP	SPAIN	2	0.187	44.59
1 - ONYIA Josephine (15 JUL 1986) 2 - RECIO Belén (11 AUG 1980) 3 - GARCÍA Estela (20 MAR 1989) 4 - COTÁN Amparo María (13 MAY 1988)					
6	POR	PORTUGAL	6	0.210	44.72
1 - FELISBERTO Andreia (22 JUN 1986) 2 - TAVARES Carla (22 MAY 1982) 3 - TAVARES Sónia (21 MAR 1986) 4 - GOMES Naide (20 NOV 1979)					

4x100m Relay Women
Heat 2
Start Time: 17:41

Rank	Nat	Nation	Lane	Reaction time	Result
1	UKR	UKRAINE	3	0.168	42.85
1 - POVH Olesya (18 OCT 1987) 2 - POHREBNIYAK N (19 FEB 1988) 3 - RYEMYEN Mariya (2 AUG 1987) 4 - STUY Hrystyna (3 FEB 1988)					
2	RUS	RUSSIA	6	0.194	43.12
1 - VORONENKOVA Y (8 FEB 1988) 2 - FEDORIVA A (13 SEP 1988) 3 - GUSHCHINA Yuliya (4 MAR 1983) 4 - CHERMOSHANSKAYA Y (6 JAN 1986)					
3	GER	GERMANY	5	0.191	43.37
1 - KEDZIERSKI Johanna (10 JUN 1984) 2 - WAGNER Marion (1 FEB 1978) 3 - TSCHIRCH Cathleen (23 JUL 1979) 4 - GÜNTHER Leena (16 APR 1991)					
4	GBR	GREAT BRITAIN & NI	4	0.169	43.50
1 - KWAKYE Jeanette (20 MAR 1983) 2 - ONUORA Anyika (28 OCT 1984) 3 - TURNER Laura (12 AUG 1982) 4 - OYEPITAN Abi (30 DEC 1979)					
5	FRA	FRANCE	2	0.188	43.61
1 - SOUMARÉ Myriam (29 OCT 1986) 2 - DISTEL Céline (25 JUL 1987) 3 - JACQUES-SÉBASTIEN (10 APR 1985) 4 - MANG Véronique (15 DEC 1984)					
6	ITA	ITALY	7	0.179	44.55
1 - GRASSO Tiziana (5 SEP 1985) 2 - SALVAGNO M (3 MAR 1986) 3 - ARCIONI Giulia (21 MAR 1986) 4 - ALLOH Audrey (21 JUL 1987)					

Results
4x400m Relay Women
Combined result
Start Time: 17:22

Rank	Nat	Nation	Lane		Result	
1	RUS	RUSSIA	4		3:27.17	EL
1 - VDOVINA Kseniya (15 APR 1987) 2 - ZADORINA Kseniya (2 MAR 1987) 3 - FIROVA Tatyana (10 OCT 1982) 4 - LITVINOVA Lyudmila (8 JUN 1985)						
2	GBR	GREAT BRITAIN & NI	5		3:27.21	
1 - MASSEY Kelly (11 JAN 1985) 2 - SANDERS Nicola (23 JUN 1982) 3 - MCCONNELL Lee (9 OCT 1978) 4 - SHAKES-DRAYTON P (21 DEC 1988)						
3	UKR	UKRAINE	7		3:28.13	
1 - KARANDYUK Kseniya (21 JUN 1986) 2 - LOHVYNNENKO Alina (18 JUL 1990) 3 - BARALEY Yuliya (25 APR 1990) 4 - YEFREMOVA Antonina (19 JUL 1981)						
4	GER	GERMANY	6		3:28.89	
1 - LINDENBERG Janin (20 JAN 1987) 2 - CREMER Esther (29 MAR 1988) 3 - SCHMIDT Lena (4 AUG 1989) 4 - HOFFMANN Claudia (10 DEC 1982)						
5	CZE	CZECH REPUBLIC	3		3:29.95	
1 - ROSOLOVÁ Denisa (21 AUG 1986) 2 - BERGROVÁ Zuzana (24 NOV 1984) 3 - BARTONICKOVÁ Jitka (22 DEC 1985) 4 - HEJNOVÁ Zuzana (19 DEC 1986)						
6	ITA	ITALY	6		3:30.11	
1 - BAZZONI Chiara (5 JUL 1984) 2 - SPACCA M (20 MAR 1986) 3 - GRENOT Libania (12 JUL 1983) 4 - MILANI Marta (9 MAR 1987)						
7	BLR	BELARUS	5		3:30.44	
1 - YUSCHANKA Yulianna (14 AUG 1984) 2 - TASHPULATAVA Hanna (21 OCT 1987) 3 - KHLIUSTAVA Iryna (14 JUN 1978) 4 - USOVICH Sviatlana (14 OCT 1980)						
8	FRA	FRANCE	2		3:31.13	
1 - GAYOT Marie (18 DEC 1989) 2 - HURTIS-HOUAIRI M (25 MAR 1979) 3 - LACORDELLE M (19 JAN 1987) 4 - ANACHARSIS Phara (17 DEC 1983)						
9	POL	POLAND	2		3:35.65	
1 - BAUMGART Iga (11 APR 1989) 2 - WYCISZKIEWICZ P (8 JAN 1994) 3 - LINKIEWICZ Joanna (2 MAY 1990) 4 - BEDNAREK Agata (28 JUN 1988)						
10	SWE	SWEDEN	7		3:36.47	
1 - MAGNUSSON Josefin (22 SEP 1989) 2 - PERSSON Sofie (16 JAN 1987) 3 - HJELMER Moa (19 JUN 1990) 4 - HÖGBERG Rebecca (14 MAY 1984)						
11	ESP	SPAIN	4		3:37.66	
1 - BOKESA A (14 DEC 1988) 2 - RODRÍGUEZ Natalia (2 JUN 1979) 3 - GARRIDO Begoña (3 MAR 1985) 4 - GARCÍA Estela (20 MAR 1989)						
12	POR	PORTUGAL	3		3:40.57	
1 - TAVARES Carla (22 MAY 1982) 2 - LOPES Patrícia (11 JUL 1982) 3 - NUNES Cátia (6 APR 1990) 4 - BARBOSA Vera (13 JAN 1989)						

Results
4x400m Relay Women
Heat 1
Start Time: 17:22

Rank	Nat	Nation	Lane	Reaction time	Result
1	CZE	CZECH REPUBLIC	3	0.244	3:29.95 EL
		1 - ROSOLOVÁ Denisa (21 AUG 1986) 3 - BARTONICKOVÁ Jiřka (22 DEC 1985)			2 - BERGROVÁ Zuzana (24 NOV 1984) 4 - HEJNOVÁ Zuzana (19 DEC 1986)
2	ITA	ITALY	6		3:30.11
		1 - BAZZONI Chiara (5 JUL 1984) 3 - GRENOT Libania (12 JUL 1983)			2 - SPACCA M (20 MAR 1986) 4 - MILANI Marta (9 MAR 1987)
3	BLR	BELARUS	5	0.253	3:30.44
		1 - YUSCHANKA Yulianna (14 AUG 1984) 3 - KHLIUSTAVA Iryna (14 JUN 1978)			2 - TASHPULATAVA Hanna (21 OCT 1987) 4 - USOVICH Sviatlana (14 OCT 1980)
4	POL	POLAND	2	0.254	3:35.65
		1 - BAUMGART Iga (11 APR 1989) 3 - LINKIEWICZ Joanna (2 MAY 1990)			2 - WYCISZKIEWICZ P (8 JAN 1994) 4 - BEDNAREK Agata (28 JUN 1988)
5	SWE	SWEDEN	7	0.204	3:36.47
		1 - MAGNUSSON Josefin (22 SEP 1989) 3 - HJELMER Moa (19 JUN 1990)			2 - PERSSON Sofie (16 JAN 1987) 4 - HÖGBERG Rebecca (14 MAY 1984)
6	ESP	SPAIN	4	0.205	3:37.66
		1 - BOKESA A (14 DEC 1988) 3 - GARRIDO Begoña (3 MAR 1985)			2 - RODRÍGUEZ Natalia (2 JUN 1979) 4 - GARCÍA Estela (20 MAR 1989)

4x400m Relay Women
Heat 2
Start Time: 17:32

Rank	Nat	Nation	Lane	Reaction time	Result
1	RUS	RUSSIA	4	0.210	3:27.17 EL
		1 - VDOVINA Kseniya (15 APR 1987) 3 - FIROVA Tatyana (10 OCT 1982)			2 - ZADORINA Kseniya (2 MAR 1987) 4 - LITVINOVA Lyudmila (8 JUN 1985)
2	GBR	GREAT BRITAIN & NI	5	0.174	3:27.21
		1 - MASSEY Kelly (11 JAN 1985) 3 - MCCONNELL Lee (9 OCT 1978)			2 - SANDERS Nicola (23 JUN 1982) 4 - SHAKES-DRAYTON P (21 DEC 1988)
3	UKR	UKRAINE	7	0.259	3:28.13
		1 - KARANDYUK Kseniya (21 JUN 1986) 3 - BARALEY Yuliya (25 APR 1990)			2 - LOHVYNNENKO Alina (18 JUL 1990) 4 - YEFREMOVA Antonina (19 JUL 1981)
4	GER	GERMANY	6	0.294	3:28.89
		1 - LINDENBERG Janin (20 JAN 1987) 3 - SCHMIDT Lena (4 AUG 1989)			2 - CREMER Esther (29 MAR 1988) 4 - HOFFMANN Claudia (10 DEC 1982)
5	FRA	FRANCE	2	0.250	3:31.13
		1 - GAYOT Marie (18 DEC 1989) 3 - LACORDELLE M (19 JAN 1987)			2 - HURTIS-HOUAIRI M (25 MAR 1979) 4 - ANACHARSIS Phara (17 DEC 1983)
6	POR	PORTUGAL	3	0.272	3:40.57
		1 - TAVARES Carla (22 MAY 1982) 3 - NUNES Cátia (6 APR 1990)			2 - LOPES Patrícia (11 JUL 1982) 4 - BARBOSA Vera (13 JAN 1989)

Team Results
Final Results

Event	RUS	GER	UKR	GBR	FRA	POL	ESP	ITA	BLR	CZE	POR	SWE
	385 (1)	331.5 (2)	304 (3)	289 (4)	284 (5)	264 (6)	245 (7)	237 (8)	220 (9)	217 (10)	176.5(11)	158 (12)

Men

100m	6 (7)	5 (8)	3 (10)	11 (2)	12 (1)	9 (4)	7 (6)	8 (5)	4 (9)	1 (12)	10 (3)	2 (11)
200m	5 (8)	2 (11)	1 (12)	7 (6)	12 (1)	11 (2)	4 (9)	8 (5)	10 (3)	9 (4)	3 (10)	6 (7)
400m	12 (1)	11 (2)	4 (9)	6 (7)	8 (5)	9 (4)	5 (8)	10 (3)	3 (10)	1 (12)	2 (11)	7 (6)
800m	4 (9)	5 (8)	7 (6)	10 (3)	11 (2)	12 (1)	3 (10)	9 (4)	8 (5)	1 (12)	2 (11)	6 (7)
1500m	11 (2)	9 (4)	6 (7)	10 (3)	5 (8)	8 (5)	12 (1)	4 (9)	2 (11)	7 (6)	1 (12)	3 (10)
3000m	11 (2)	4 (9)	7 (6)	9 (4)	8 (5)	1 (12)	12 (1)	6 (7)	5 (8)	2 (11)	10 (3)	3 (10)
5000m	9 (4)	3 (10)	11 (2)	10 (3)	6 (7)	7 (6)	12 (1)	5 (8)	8 (5)	2 (11)	4 (9)	1 (12)
3000m Steeplechase	10 (3)	11 (2)	9 (4)	4 (9)	12 (1)	6 (7)	8 (5)	7 (6)	3 (10)	1 (12)	5 (8)	2 (11)
110m Hurdles	6 (7)	4 (9)	1 (12)	12 (1)	11 (2)	9 (4)	10 (3)	5 (8)	7 (6)	3 (10)	2 (11)	8 (5)
400m Hurdles	10 (3)	11 (2)	8 (5)	12 (1)	3 (10)	4 (9)	5 (8)	6 (7)	2 (11)	7 (6)	9 (4)	1 (12)
High Jump	11 (2)	9.5 (=3)	12 (1)	5 (8)	8 (5)	2 (11)	6 (7)	7 (6)	4 (9)	9.5 (=3)	1 (12)	3 (10)
Pole Vault	10 (3)	11 (2)	12 (1)	6 (7)	8 (5)	9 (4)	3.5 (=9)	0	5 (8)	7 (6)	3.5 (=9)	2 (11)
Long Jump	12 (1)	9 (4)	4 (9)	10 (3)	7 (6)	2 (11)	8 (5)	3 (10)	1 (12)	5 (8)	6 (7)	11 (2)
Triple Jump	0	6 (7)	10 (3)	3 (10)	8 (5)	9 (4)	5 (8)	12 (1)	11 (2)	2 (11)	7 (6)	4 (9)
Shot Put	9 (4)	12 (1)	7 (6)	1 (12)	6 (7)	11 (2)	5 (8)	2 (11)	10 (3)	4 (9)	8 (5)	3 (10)
Discus	8 (5)	12 (1)	5 (8)	7 (6)	3 (10)	10 (3)	11 (2)	4 (9)	1 (12)	9 (4)	2 (11)	6 (7)
Hammer	6 (7)	12 (1)	10 (3)	2 (11)	7 (6)	11 (2)	5 (8)	8 (5)	9 (4)	4 (9)	0	3 (10)
Javelin	11 (2)	9 (4)	12 (1)	4 (9)	2 (11)	5 (8)	7 (6)	6 (7)	3 (10)	8 (5)	1 (12)	10 (3)
4x100m Relay	8 (5)	10 (3)	3 (10)	12 (1)	11 (2)	9 (4)	5 (8)	0	2 (11)	6 (7)	7 (6)	4 (9)
4x400m Relay	12 (1)	10 (3)	7 (6)	0	11 (2)	9 (4)	5 (8)	8 (5)	0	6 (7)	3 (10)	4 (9)

Women

100m	10 (3)	9 (4)	11 (2)	8 (5)	12 (1)	4 (9)	1 (12)	3 (10)	5 (8)	7 (6)	6 (7)	2 (11)
200m	11 (2)	10 (3)	12 (1)	7 (6)	9 (4)	5 (8)	2 (11)	3 (10)	1 (12)	8 (5)	6 (7)	4 (9)
400m	8 (5)	7 (6)	12 (1)	10 (3)	6 (7)	4 (9)	3 (10)	5 (8)	9 (4)	11 (2)	1 (12)	2 (11)
800m	12 (1)	7 (6)	10 (3)	11 (2)	5 (8)	6 (7)	4 (9)	8 (5)	9 (4)	1 (12)	2 (11)	3 (10)
1500m	11 (2)	5 (8)	10 (3)	12 (1)	1 (12)	7 (6)	8 (5)	2 (11)	9 (4)	6 (7)	4 (9)	3 (10)
3000m	12 (1)	5 (8)	11 (2)	6 (7)	4 (9)	9 (4)	10 (3)	8 (5)	7 (6)	2 (11)	3 (10)	1 (12)
5000m	11 (2)	9 (4)	7 (6)	10 (3)	5 (8)	4 (9)	12 (1)	6 (7)	1 (12)	2 (11)	8 (5)	3 (10)
3000m Steeplechase	12 (1)	10 (3)	5 (8)	4 (9)	7 (6)	3 (10)	8 (5)	6 (7)	2 (11)	9 (4)	11 (2)	1 (12)
100m Hurdles	12 (1)	7 (6)	4 (9)	9 (4)	8 (5)	5 (8)	3 (10)	10 (3)	11 (2)	6 (7)	1 (12)	2 (11)
400m Hurdles	11 (2)	5 (8)	9 (4)	10 (3)	6 (7)	4 (9)	1 (12)	8 (5)	3 (10)	12 (1)	7 (6)	2 (11)
High Jump	9 (4)	3 (10)	11 (2)	2 (11)	8 (5)	6 (7)	10 (3)	4.5 (=8)	7 (6)	4.5 (=8)	1 (12)	12 (1)
Pole Vault	9 (4)	11 (2)	2 (11)	8 (5)	5 (8)	12 (1)	3.5 (=9)	3.5 (=9)	6 (7)	10 (3)	7 (6)	0
Long Jump	12 (1)	7 (6)	2 (11)	4 (9)	10 (3)	5 (8)	6 (7)	3 (10)	8 (5)	1 (12)	9 (4)	11 (2)
Triple Jump	9 (4)	7 (6)	12 (1)	4 (9)	0	8 (5)	10 (3)	11 (2)	6 (7)	3 (10)	5 (8)	2 (11)
Shot Put	11 (2)	12 (1)	4 (9)	3 (10)	8 (5)	7 (6)	5 (8)	10 (3)	9 (4)	1 (12)	2 (11)	6 (7)
Discus	11 (2)	9 (4)	12 (1)	5 (8)	8 (5)	10 (3)	2 (11)	6 (7)	4 (9)	7 (6)	3 (10)	1 (12)
Hammer	11 (2)	12 (1)	3 (10)	4 (9)	8 (5)	1 (12)	6 (7)	5 (8)	9 (4)	10 (3)	7 (6)	2 (11)
Javelin	9 (4)	12 (1)	6 (7)	11 (2)	2 (11)	1 (12)	8 (5)	7 (6)	3 (10)	10 (3)	5 (8)	4 (9)
4x100m Relay	11 (2)	10 (3)	12 (1)	9 (4)	8 (5)	6 (7)	2 (11)	3 (10)	7 (6)	4 (9)	1 (12)	5 (8)
4x400m Relay	12 (1)	9 (4)	10 (3)	11 (2)	5 (8)	4 (9)	2 (11)	7 (6)	6 (7)	8 (5)	1 (12)	3 (10)