

Results

Decathlon

100m Men - Decathlon

Start Time: 10:00

Rank	Name	Nat	Date of Birth	Lane	Result	Points
1	DISTELBERGER Dominik	AUT	16 MAR 1990	3	10.54	966 PB
2	DUDAŠ Mihail	SRB	15 NOV 1989	5	10.71	926 PB
3	MIKHAN Eduard	BLR	7 JUN 1989	6	10.77	912 PB
4	HELCELET Adam Sebastian	CZE	27 OCT 1991	6	10.81	903 PB
5	KAZMIEREK Kai	GER	28 JAN 1991	8	10.93	876 PB
6	KALLEBÄCK David	SWE	14 APR 1989	4	10.95	872 SB
7	LELIÈVRE Jérémy	FRA	8 FEB 1991	2	10.95	872 PB
8	LUKYANENKO Artem	RUS	30 JAN 1990	1	10.96	870
8	STEFEK Michal	CZE	3 MAY 1991	5	10.96	870 =PB
10	OLSON Petter	SWE	14 FEB 1991	7	10.99	863
11	KNOBEL Jan Felix	GER	16 JAN 1989	4	11.07	845 PB
12	SHKURENEV Ilya	RUS	11 JAN 1991	8	11.09	841 PB
13	JORDAN Jonay	ESP	12 MAY 1991	3	11.13	832
14	GILDE Maximilian	GER	5 JAN 1990	2	11.16	825 PB
15	LARUSSON Einar Dadi	ISL	10 MAY 1990	1	11.17	823 PB
16	PRZYBYL Marcin	POL	16 MAR 1989	7	11.19	819 PB
17	NOLF Cedric	BEL	18 JUN 1989	3	11.27	801
18	VAN DER PLAETSEN Thomas	BEL	24 DEC 1990	5	11.29	797 SB
19	AUZEIL Bastien	FRA	22 OCT 1989	2	11.54	744
20	CZAPIEWSKI Szymon	POL	19 MAY 1989	4	11.72	707
21	NILSSON Marcus	SWE	3 MAY 1991	6	11.83	685
22	LEPIK Hendrik	EST	18 APR 1990	7	11.85	681

Decathlon

100m Men - Decathlon Heat 1/3

Start Time: 10:00

Wind: -1.9 m/s

Rank	Name	Nat	Date of Birth	Lane	Reaction time	Result	Points
1	NOLF Cedric	BEL	18 JUN 1989	3	0.195	11.27	801
2	VAN DER PLAETSEN Thomas	BEL	24 DEC 1990	5	0.186	11.29	797 SB
3	AUZEIL Bastien	FRA	22 OCT 1989	2	0.191	11.54	744
4	CZAPIEWSKI Szymon	POL	19 MAY 1989	4	0.174	11.72	707
5	NILSSON Marcus	SWE	3 MAY 1991	6	0.185	11.83	685
6	LEPIK Hendrik	EST	18 APR 1990	7	0.182	11.85	681

Decathlon

100m Men - Decathlon Heat 2/3

Start Time: 10:06

Wind: +0.3 m/s

Rank	Name	Nat	Date of Birth	Lane	Reaction time	Result	Points
1	HELCELET Adam Sebastian	CZE	27 OCT 1991	6	0.150	10.81	903 PB
2	STEFEK Michal	CZE	3 MAY 1991	5	0.126	10.96	870 =PB
3	KNOBEL Jan Felix	GER	16 JAN 1989	4	0.168	11.07	845 PB
4	SHKURENEV Ilya	RUS	11 JAN 1991	8	0.187	11.09	841 PB
5	JORDAN Jonay	ESP	12 MAY 1991	3	0.150	11.13	832
6	GILDE Maximilian	GER	5 JAN 1990	2	0.167	11.16	825 PB
7	LARUSSON Einar Dadi	ISL	10 MAY 1990	1	0.176	11.17	823 PB
8	PRZYBYL Marcin	POL	16 MAR 1989	7	0.141	11.19	819 PB

Results

Decathlon

100m Men - Decathlon Heat 3/3

Start Time: 10:12

Wind: +1.6 m/s

Rank	Name	Nat	Date of Birth	Lane	Reaction time	Result	Points
1	DISTELBERGER Dominik	AUT	16 MAR 1990	3	0.148	10.54	966 PB
2	DUDAŠ Mihail	SRB	15 NOV 1989	5	0.154	10.71	926 PB
3	MIKHAN Eduard	BLR	7 JUN 1989	6	0.128	10.77	912 PB
4	KAZMIEREK Kai	GER	28 JAN 1991	8	0.156	10.93	876 PB
5	KALLEBÄCK David	SWE	14 APR 1989	4	0.157	10.95	872 SB
6	LELIÉVRE Jérémy	FRA	8 FEB 1991	2	0.206	10.95	872 PB
7	LUKYANENKO Artem	RUS	30 JAN 1990	1	0.189	10.96	870
8	OLSON Petter	SWE	14 FEB 1991	7	0.203	10.99	863

100m Men

Round 1

Start Time: 17:40

Rank	Name	Nat	Date of Birth	Lane	Result
1	TUMI Michael	ITA	12 FEB 1990	6	10.48 Q
2	ALAKA James	GBR	8 SEP 1989	3	10.49 Q
3	BASCIANI Francesco	ITA	11 APR 1991	6	10.50 Q
4	KARLIK Dániel	HUN	12 JAN 1991	5	10.52 Q
5	VILES Eduard	ESP	8 FEB 1991	2	10.53 q
6	ROBERTSON Andrew	GBR	17 DEC 1990	3	10.54 q
7	SAFER Izzet	TUR	10 JUL 1990	4	10.55
8	OBOU Delmas	ITA	25 OCT 1991	6	10.57 Q
9	MANCINI Pascal	SUI	18 APR 1989	5	10.63
10	PERESTYUK Ruslan	UKR	22 APR 1991	2	10.63
11	ZIMNIEWICZ Grzegorz	POL	13 OCT 1991	4	10.64
12	MISANS Elvijs	LAT	4 AUG 1989	5	10.65 Q
13	OLSSON Benjamin	SWE	29 JAN 1991	4	10.68
14	BASSAW Ben	FRA	9 JUL 1989	7	10.70
15	ZICH Václav	CZE	4 SEP 1990	7	10.71
16	HORTELANO Bruno	ESP	18 SEP 1991	8	10.74
16	KLING-BAPTISTE Tom	SWE	29 AUG 1990	8	10.74
18	RIGOT Dylan	FRA	10 OCT 1989	2	10.80
19	GEORG Benjamin	FRA	12 MAR 1991	7	10.83
20	ŠAROVIC Darko	SRB	16 MAY 1990	3	10.97

100m Men

Round 1 Heat 1/3

Start Time: 17:40

Wind: -0.4 m/s

Rank	Name	Nat	Date of Birth	Lane	Reaction time	Result
1	BASCIANI Francesco	ITA	11 APR 1991	6	0.146	10.50 Q
2	KARLIK Dániel	HUN	12 JAN 1991	5	0.163	10.52 Q
3	VILES Eduard	ESP	8 FEB 1991	2	0.163	10.53 q
4	ROBERTSON Andrew	GBR	17 DEC 1990	3	0.170	10.54 q
5	SAFER Izzet	TUR	10 JUL 1990	4	0.157	10.55
6	KLING-BAPTISTE Tom	SWE	29 AUG 1990	8	0.167	10.74
7	GEORG Benjamin	FRA	12 MAR 1991	7	0.189	10.83

Results

100m Men

Round 1 Heat 2/3

Start Time: 17:47

Wind: -1.1 m/s

Rank	Name	Nat	Date of Birth	Lane	Reaction time	Result
1	TUMI Michael	ITA	12 FEB 1990	6	0.166	10.48 Q
2	MISANS Elvijs	LAT	4 AUG 1989	5	0.183	10.65 Q
3	OLSSON Benjamin	SWE	29 JAN 1991	4	0.201	10.68
4	ZICH Václav	CZE	4 SEP 1990	7	0.157	10.71
5	RIGOT Dylan	FRA	10 OCT 1989	2	0.256	10.80
6	ŠAROVIC Darko	SRB	16 MAY 1990	3	0.157	10.97

100m Men

Round 1 Heat 3/3

Start Time: 17:54

Wind: -0.9 m/s

Rank	Name	Nat	Date of Birth	Lane	Reaction time	Result
1	ALAKA James	GBR	8 SEP 1989	3	0.154	10.49 Q
2	OBOU Delmas	ITA	25 OCT 1991	6	0.155	10.57 Q
3	MANCINI Pascal	SUI	18 APR 1989	5	0.149	10.63
4	PERESTYUK Ruslan	UKR	22 APR 1991	2	0.164	10.63
5	ZIMNIEWICZ Grzegorz	POL	13 OCT 1991	4	0.194	10.64
6	BASSAW Ben	FRA	9 JUL 1989	7	0.187	10.70
7	HORTELANO Bruno	ESP	18 SEP 1991	8	0.206	10.74

Qualified: First 2 in each heat (Q) and 2 best performers (q) advance to the Final

400m Men

Round 1

Start Time: 19:10

Rank	Name	Nat	Date of Birth	Lane	Result
1	LEVINE Nigel	GBR	30 APR 1989	6	46.22 Q
2	KRASNOV Vladimir	RUS	10 AUG 1990	3	46.25 Q SB
3	GREGAN Brian	IRL	31 DEC 1989	4	46.32 Q SB
4	ANNE Mame-Ibra	FRA	7 NOV 1989	3	46.37 q
5	FÓRMANSKI Mateusz	POL	22 FEB 1991	4	46.58 Q
6	LENNON-FORD Luke	GBR	5 MAY 1989	6	46.60 Q
7	HUTSOL Yevhen	UKR	13 MAY 1990	8	46.83 q PB
8	EKELUND-ARENANDER Nick	DEN	1 JAN 1989	7	46.86 PB
9	BLAUWHOF Bjorn	NED	10 DEC 1990	5	46.86
10	CHELALA Angel	FRA	23 AUG 1989	6	46.88
11	GUZEL Mehmet	TUR	20 AUG 1991	2	47.19
12	BUTRYM Vitaliy	UKR	10 JAN 1991	2	47.25 Q
13	KRAWCZUK Lukasz	POL	15 JUN 1989	4	47.26
14	CAPPELLIN Francesco	ITA	18 AUG 1990	5	47.29
15	OROZCO Marc	ESP	4 SEP 1989	8	47.54
16	VILAINE Jonathan	FRA	1991	3	47.61
17	LUKÁCS Máté	HUN	15 DEC 1990	7	47.64
18	IBRAHIMOV Hakim	AZE	2 OCT 1990	8	47.83
19	SANZ Javier	ESP	19 JUL 1989	7	47.91
19	ZILBERSHTEIN Endrik	GEO	10 FEB 1990	2	47.91
21	FONTANA Domenico	ITA	11 OCT 1989	5	48.04

Results

400m Men

Round 1 Heat 1/3

Start Time: 19:10

Rank	Name	Nat	Date of Birth	Lane	Reaction time	Result
1	LENNON-FORD Luke	GBR	5 MAY 1989	6	0.198	46.60 Q
2	BUTRYM Vitaliy	UKR	10 JAN 1991	2	0.221	47.25 Q
3	KRAWCZUK Lukasz	POL	15 JUN 1989	4	0.191	47.26
4	VILAINE Jonathan	FRA	1991	3	0.188	47.61
5	IBRAHIMOV Hakim	AZE	2 OCT 1990	8	0.196	47.83
6	SANZ Javier	ESP	19 JUL 1989	7	0.186	47.91
7	FONTANA Domenico	ITA	11 OCT 1989	5	0.210	48.04

400m Men

Round 1 Heat 2/3

Start Time: 19:17

Rank	Name	Nat	Date of Birth	Lane	Reaction time	Result
1	LEVINE Nigel	GBR	30 APR 1989	6	0.242	46.22 Q
2	GREGAN Brian	IRL	31 DEC 1989	4	0.181	46.32 Q SB
3	ANNE Mame-Ibra	FRA	7 NOV 1989	3	0.239	46.37 q
4	EKELUND-ARENANDER Nick	DEN	1 JAN 1989	7	0.189	46.86 PB
5	BLAUWHOF Bjorn	NED	10 DEC 1990	5	0.228	46.86
6	OROZCO Marc	ESP	4 SEP 1989	8	0.140	47.54
7	ZILBERSHTEIN Endrik	GEO	10 FEB 1990	2	0.199	47.91

400m Men

Round 1 Heat 3/3

Start Time: 19:24

Rank	Name	Nat	Date of Birth	Lane	Reaction time	Result
1	KRASNOV Vladimir	RUS	10 AUG 1990	3	0.226	46.25 Q SB
2	FÓRMANSKI Mateusz	POL	22 FEB 1991	4	0.172	46.58 Q
3	HUTSOL Yevhen	UKR	13 MAY 1990	8	0.174	46.83 q PB
4	CHELALA Angel	FRA	23 AUG 1989	6	0.198	46.88
5	GUZEL Mehmet	TUR	20 AUG 1991	2	0.212	47.19
6	CAPPELLIN Francesco	ITA	18 AUG 1990	5	0.181	47.29
7	LUKÁCS Máté	HUN	15 DEC 1990	7	0.204	47.64

Qualified: First 2 in each heat (Q) and 2 best performers (q) advance to the Final

Results

Decathlon

400m Men - Decathlon

Start Time: 19:40

Rank	Name	Nat	Date of Birth	Lane	Result	Points
1	KAZMIEREK Kai	GER	28 JAN 1991	6	46.75	971 PB
2	DUDAŠ Mihail	SRB	15 NOV 1989	3	47.47	935 PB
3	DISTELBERGER Dominik	AUT	16 MAR 1990	4	47.94	912 SB
4	MIKHAN Eduard	BLR	7 JUN 1989	5	48.02	908 PB
5	OLSON Petter	SWE	14 FEB 1991	8	48.36	892 PB
6	VAN DER PLAETSEN Thomas	BEL	24 DEC 1990	1	48.64	878 PB
7	HELCELET Adam Sebastian	CZE	27 OCT 1991	1	48.82	870
8	LELIÈVRE Jérémy	FRA	8 FEB 1991	4	49.07	858 PB
9	KNOBEL Jan Felix	GER	16 JAN 1989	2	49.17	853 SB
10	LARUSSON Einar Dadi	ISL	10 MAY 1990	7	49.32	846
11	LUKYANENKO Artem	RUS	30 JAN 1990	5	49.41	842
12	STEFEK Michal	CZE	3 MAY 1991	3	49.44	841 =PB
13	SHKURENEV Ilya	RUS	11 JAN 1991	4	49.84	822 PB
14	GILDE Maximilian	GER	5 JAN 1990	8	50.05	812
15	NOLF Cedric	BEL	18 JUN 1989	5	50.30	801
16	JORDAN Jonay	ESP	12 MAY 1991	2	50.76	780
17	AUZEIL Bastien	FRA	22 OCT 1989	2	51.39	752
18	NILSSON Marcus	SWE	3 MAY 1991	6	51.55	745
19	CZAPIEWSKI Szymon	POL	19 MAY 1989	6	51.67	739
20	LEPIK Hendrik	EST	18 APR 1990	7	52.73	693
	KALLEBÄCK David	SWE	14 APR 1989	7	DNS	
	PRZYBYL Marcin	POL	16 MAR 1989	3	DNS	

Decathlon

400m Men - Decathlon Heat 1/3

Start Time: 19:40

Rank	Name	Nat	Date of Birth	Lane	Reaction time	Result	Points
1	SHKURENEV Ilya	RUS	11 JAN 1991	4	0.182	49.84	822 PB
2	NOLF Cedric	BEL	18 JUN 1989	5	0.239	50.30	801
3	AUZEIL Bastien	FRA	22 OCT 1989	2	0.182	51.39	752
4	CZAPIEWSKI Szymon	POL	19 MAY 1989	6	0.185	51.67	739
5	LEPIK Hendrik	EST	18 APR 1990	7	0.210	52.73	693
	PRZYBYL Marcin	POL	16 MAR 1989	3		DNS	

Decathlon

400m Men - Decathlon Heat 2/3

Start Time: 19:46

Rank	Name	Nat	Date of Birth	Lane	Reaction time	Result	Points
1	VAN DER PLAETSEN Thomas	BEL	24 DEC 1990	1	0.185	48.64	878 PB
2	LELIÈVRE Jérémy	FRA	8 FEB 1991	4	0.226	49.07	858 PB
3	LUKYANENKO Artem	RUS	30 JAN 1990	5	0.185	49.41	842
4	STEFEK Michal	CZE	3 MAY 1991	3	0.167	49.44	841 =PB
5	GILDE Maximilian	GER	5 JAN 1990	8	0.181	50.05	812
6	JORDAN Jonay	ESP	12 MAY 1991	2	0.174	50.76	780
7	NILSSON Marcus	SWE	3 MAY 1991	6	0.206	51.55	745
	KALLEBÄCK David	SWE	14 APR 1989	7		DNS	

Results

Decathlon

400m Men - Decathlon Heat 3/3

Start Time: 19:52

Rank	Name	Nat	Date of Birth	Lane	Reaction time	Result	Points
1	KAZMIEREK Kai	GER	28 JAN 1991	6	0.153	46.75	971 PB
2	DUDAŠ Mihail	SRB	15 NOV 1989	3	0.186	47.47	935 PB
3	DISTELBERGER Dominik	AUT	16 MAR 1990	4	0.183	47.94	912 SB
4	MIKHAN Eduard	BLR	7 JUN 1989	5	0.211	48.02	908 PB
5	OLSON Petter	SWE	14 FEB 1991	8	0.172	48.36	892 PB
6	HELCELET Adam Sebastian	CZE	27 OCT 1991	1	0.172	48.82	870
7	KNOBEL Jan Felix	GER	16 JAN 1989	2	0.173	49.17	853 SB
8	LARUSSON Einar Dadi	ISL	10 MAY 1990	7	0.195	49.32	846

800m Men

Round 1

Start Time: 16:55

Rank	Name	Nat	Date of Birth	Lane	Result
1	LÓPEZ Kevin	ESP	12 JUN 1990	5	1:47.43 Q
2	VAN DEN BROECK Jan	BEL	11 MAR 1989	6	1:47.78 Q
3	LIEGHIO Anthony	IRL	30 JUN 1989	2	1:48.06 q PB
4	MOHAMMED Mukhtar	GBR	12 JAN 1990	5	1:48.20 Q
5	RENAUDIE Paul	FRA	2 APR 1990	3	1:48.20 Q
6	BENEDETTI Giordano	ITA	22 MAY 1989	7	1:48.34 q
7	KAYAFA Oleh	UKR	4 APR 1989	4	1:48.46
8	LEROY Brice	FRA	26 JUN 1989	6	1:48.70
9	SCHOENBALL Patrick	GER	26 JUN 1989	3	1:49.32
10	MCBREARTY Darren	IRL	8 MAR 1991	4	1:49.34
11	KSZCZOT Adam	POL	2 SEP 1989	3	1:49.43 Q
12	SCAPINI Mario	ITA	2 FEB 1989	5	1:49.58 Q
13	BISCHOFF Martin	GER	18 JUL 1990	4	1:49.88
14	DAHMANI Samir	FRA	3 APR 1991	6	1:49.95
15	KAZBAN Artem	UKR	23 MAR 1990	8	1:50.87
16	ROLDÁN Francisco	ESP	26 MAY 1990	7	1:51.25
17	SVENSSON Johan	SWE	16 MAY 1989	2	1:51.77
18	MICHAELAS Theofanis	CYP	26 NOV 1991	2	1:52.93
	KUBISTA Jan	CZE	23 SEP 1990	7	DNF

800m Men

Round 1 Heat 1/3

Start Time: 16:55

Rank	Name	Nat	Date of Birth	Lane	Result
1	KSZCZOT Adam	POL	2 SEP 1989	3	1:49.43 Q
2	SCAPINI Mario	ITA	2 FEB 1989	5	1:49.58 Q
3	BISCHOFF Martin	GER	18 JUL 1990	4	1:49.88
4	DAHMANI Samir	FRA	3 APR 1991	6	1:49.95
5	KAZBAN Artem	UKR	23 MAR 1990	8	1:50.87
6	ROLDÁN Francisco	ESP	26 MAY 1990	7	1:51.25
7	MICHAELAS Theofanis	CYP	26 NOV 1991	2	1:52.93

Intermediate times: 400m 56.01 KSZCZOT Adam (POL)
600m 1:22.79 KSZCZOT Adam (POL)

Results

800m Men

Round 1 Heat 2/3

Start Time: 17:03

Rank	Name	Nat	Date of Birth	Lane	Result
1	LÓPEZ Kevin	ESP	12 JUN 1990	5	1:47.43 Q
2	VAN DEN BROECK Jan	BEL	11 MAR 1989	6	1:47.78 Q
3	LIEGHIO Anthony	IRL	30 JUN 1989	2	1:48.06 q PB
4	KAYAFA Oleh	UKR	4 APR 1989	4	1:48.46
5	SCHOENBALL Patrick	GER	26 JUN 1989	3	1:49.32
	KUBISTA Jan	CZE	23 SEP 1990	7	DNF

Intermediate times: 400m 52.78 KAYAFA Oleh (UKR)
600m 1:20.30 LÓPEZ Kevin (ESP)

800m Men

Round 1 Heat 3/3

Start Time: 17:11

Rank	Name	Nat	Date of Birth	Lane	Result
1	MOHAMMED Mukhtar	GBR	12 JAN 1990	5	1:48.20 Q
2	RENAUDIE Paul	FRA	2 APR 1990	3	1:48.20 Q
3	BENEDETTI Giordano	ITA	22 MAY 1989	7	1:48.34 q
4	LEROY Brice	FRA	26 JUN 1989	6	1:48.70
5	MCBREARTY Darren	IRL	8 MAR 1991	4	1:49.34
6	SVENSSON Johan	SWE	16 MAY 1989	2	1:51.77

Intermediate times: 400m 53.04 MCBREARTY Darren (IRL)
600m 1:20.52 MCBREARTY Darren (IRL)

Qualified: First 2 in each heat (Q) and 2 best performers (q) advance to the Final

10000m Men

Final

Start Time: 18:05

Rank	Name	Nat	Date of Birth	Order	Result
1	MOEN Sondre Nordstad	NOR	12 JAN 1991	5	28:41.66 PB
2	EL MAZOURY Ahmed	ITA	15 MAR 1990	9	28:46.97 PB
3	ROBA-KINKAL Musa	GER	16 AUG 1989	10	28:57.91 SB
4	POZDYAYKIN Roman	RUS	22 DEC 1989	18	29:07.23 PB
5	SHALAMOV Vyacheslav	RUS	8 JUL 1989	4	29:15.84 PB
6	NAERT Koen	BEL	3 SEP 1989	22	29:18.73
7	GARAIN Stijn	BEL	12 JAN 1989	17	29:25.47 PB
8	LUNDERS Mats	BEL	5 JUL 1991	21	29:26.49 PB
9	EKVALL Mikael	SWE	18 JUN 1989	13	29:27.58
10	PLATONAU Sjarhei	BLR	12 DEC 1990	8	29:34.59 PB
11	RYFFEL Christoph	SUI	21 OCT 1989	3	29:35.32 PB
12	MALDE Lars Erik	NOR	28 JAN 1990	19	29:45.80
13	STERNI Riccardo	ITA	6 JUL 1989	16	29:46.29
14	SIRUK Dmytro	UKR	12 APR 1991	6	30:07.33
15	COSTA Jose	POR	30 APR 1991	11	30:25.20
16	SOARE Nicolae	ROU	1 JAN 1991	15	30:34.41
17	KREBS Robert	GER	18 AUG 1989	20	30:36.27
18	OLEFIRENKO Ihor	UKR	14 MAR 1990	2	30:43.39
19	FERNANDEZ Aitor	ESP	13 AUG 1991	7	30:51.81
20	DURÁN Guillém	ESP	22 MAR 1989	14	31:12.29
21	GUADIE Ageze	ISR	11 SEP 1989	12	31:18.86
	GOASDOUÉ Yosi	FRA	7 SEP 1990	1	DNS

Results

Final (cont.)

Intermediate times:	1000m	2:52.17	SHALAMOV Vyacheslav (RUS)
	2000m	5:45.90	SHALAMOV Vyacheslav (RUS)
	3000m	8:39.26	SHALAMOV Vyacheslav (RUS)
	4000m	11:35.00	SHALAMOV Vyacheslav (RUS)
	5000m	14:31.68	POZDYAYKIN Roman (RUS)
	6000m	17:26.95	ROBA-KINKAL Musa (GER)
	7000m	20:21.21	MOEN Sondre Nordstad (NOR)
	8000m	23:07.87	MOEN Sondre Nordstad (NOR)
	9000m	25:56.06	MOEN Sondre Nordstad (NOR)

400m Hurdles Men

Round 1

Start Time: 12:00

Rank	Name	Nat	Date of Birth	Lane	Result	
1	WOODWARD Nathan	GBR	17 OCT 1989	5	50.85	Q
2	BEKRIC Emir	SRB	14 MAR 1991	5	50.96	Q
2	GRILLAS Hugo	FRA	28 FEB 1989	3	50.96	Q
4	ANDRIYANOV Nikita	RUS	7 FEB 1990	3	50.99	Q
5	FLANNERY Niall	GBR	26 APR 1991	4	51.14	Q
6	GREEN Jack	GBR	6 OCT 1991	3	51.23	Q
7	CROWE Tim	IRL	10 DEC 1991	4	51.24	Q PB
8	YAKAULEU Mikita	BLR	6 JAN 1989	6	51.27	Q SB
9	TESLENKO Denys	UKR	18 APR 1989	6	51.29	Q
10	GOLLNOW David	GER	8 APR 1989	6	51.30	Q
11	KOROKNAI Tibor	HUN	24 JAN 1990	3	51.33	Q
12	GIEHL Tobias	GER	25 JUL 1991	5	51.42	Q
13	PANIZZA Giacomo	ITA	30 JUL 1989	4	51.46	Q
14	MONNI Petteri	FIN	31 MAR 1990	4	51.56	Q
15	PIETRZAK Michal	POL	3 APR 1989	5	51.59	Q
16	MANAOUI Karim	SUI	4 MAY 1989	2	51.66	q
17	BRYLINSKI Robert	POL	2 APR 1991	6	51.72	Q
18	HUSSEIN Kariem	SUI	1 APR 1989	7	51.75	q SB
19	THIEURY Simon	FRA	24 JAN 1989	8	51.77	Q
20	PUEMI Jonathan	SUI	7 APR 1991	3	51.78	Q
21	GALLINA Andrea	ITA	2 APR 1989	4	51.86	q
22	HEIMANN Christian	GER	15 NOV 1991	6	51.87	Q
23	BYRNE Paul	IRL	18 APR 1990	2	51.90	Q
24	CARRIÓN Xavier	ESP	4 JUN 1991	7	51.97	q SB
25	AHKOZOV Artem	UKR	19 JUN 1989	5	52.04	
26	IDÁS Anders Erlend	NOR	14 FEB 1990	2	52.07	
26	KATUCHEV Lazar	BUL	22 FEB 1989	7	52.07	
28	FISCHER Radek	CZE	9 JUN 1991	7	52.09	
29	MAYRHOFER Florian	AUT	12 OCT 1990	7	52.21	PB
30	COLOMAR Francisco	ESP	3 MAR 1989	8	52.72	
31	CARTAGENA Javier	ESP	15 OCT 1989	8	52.82	
31	VALINTELIS Valdas	LTU	31 MAY 1989	8	52.82	
33	ELIGULASHVILI Ilia	ISR	5 AUG 1990	2	53.77	
	KRIKAL Tomás	CZE	5 MAR 1990	2	DNS	

Results

400m Hurdles Men

Round 1 Heat 1/5

Start Time: 12:00

Rank	Name	Nat	Date of Birth	Lane	Reaction time	Result
1	BEKRIC Emir	SRB	14 MAR 1991	5	0.200	50.96 Q
2	ANDRIYANOV Nikita	RUS	7 FEB 1990	3	0.189	50.99 Q
3	YAKAULEU Mikita	BLR	6 JAN 1989	6	0.244	51.27 Q SB
4	THIEURY Simon	FRA	24 JAN 1989	8	0.217	51.77 Q
5	GALLINA Andrea	ITA	2 APR 1989	4	0.188	51.86 q
6	CARRIÓN Xavier	ESP	4 JUN 1991	7	0.167	51.97 q SB
	KRIKAL Tomás	CZE	5 MAR 1990	2		DNS

400m Hurdles Men

Round 1 Heat 2/5

Start Time: 12:07

Rank	Name	Nat	Date of Birth	Lane	Reaction time	Result
1	FLANNERY Niall	GBR	26 APR 1991	4	0.197	51.14 Q
2	GIEHL Tobias	GER	25 JUL 1991	5	0.174	51.42 Q
3	BRYLINSKI Robert	POL	2 APR 1991	6	0.181	51.72 Q
4	PUEMI Jonathan	SUI	7 APR 1991	3	0.192	51.78 Q
5	KATUCHEV Lazar	BUL	22 FEB 1989	7	0.192	52.07
6	CARTAGENA Javier	ESP	15 OCT 1989	8	0.214	52.82
7	ELIGULASHVILI Iliia	ISR	5 AUG 1990	2	0.202	53.77

400m Hurdles Men

Round 1 Heat 3/5

Start Time: 12:14

Rank	Name	Nat	Date of Birth	Lane	Reaction time	Result
1	GRILLAS Hugo	FRA	28 FEB 1989	3	0.236	50.96 Q
2	PANIZZA Giacomo	ITA	30 JUL 1989	4	0.283	51.46 Q
3	HEIMANN Christian	GER	15 NOV 1991	6	0.175	51.87 Q
4	BYRNE Paul	IRL	18 APR 1990	2	0.198	51.90 Q
5	AHKOZOV Artem	UKR	19 JUN 1989	5	0.198	52.04
6	FISCHER Radek	CZE	9 JUN 1991	7	0.182	52.09


400m Hurdles Men

Round 1 Heat 4/5

Start Time: 12:21

Rank	Name	Nat	Date of Birth	Lane	Reaction time	Result
1	GREEN Jack	GBR	6 OCT 1991	3	0.182	51.23 Q
2	TESLENKO Denys	UKR	18 APR 1989	6	0.210	51.29 Q
3	MONNI Petteri	FIN	31 MAR 1990	4	0.212	51.56 Q
4	PIETRZAK Michal	POL	3 APR 1989	5	0.211	51.59 Q
5	HUSSEIN Kariem	SUI	1 APR 1989	7	0.198	51.75 q SB
6	IDÁS Anders Erlend	NOR	14 FEB 1990	2	0.161	52.07
7	COLOMAR Francisco	ESP	3 MAR 1989	8	0.153	52.72

INTERNET Service: www.european-athletics.org

Timing, Measurement & Data Service by  OMEGA

printed at THU 14 JUL 2011 20:48

Page 9 of 38

Results

400m Hurdles Men

Round 1 Heat 5/5

Start Time: 12:28

Rank	Name	Nat	Date of Birth	Lane	Reaction time	Result
1	WOODWARD Nathan	GBR	17 OCT 1989	5	0.187	50.85 Q
2	CROWE Tim	IRL	10 DEC 1991	4	0.176	51.24 Q PB
3	GOLLNOW David	GER	8 APR 1989	6	0.192	51.30 Q
4	KOROKNAI Tibor	HUN	24 JAN 1990	3	0.228	51.33 Q
5	MANAOUI Karim	SUI	4 MAY 1989	2	0.189	51.66 q
6	MAYRHOFER Florian	AUT	12 OCT 1990	7	0.228	52.21 PB
7	VALINTELIS Valdas	LTU	31 MAY 1989	8	0.207	52.82

Qualified: First 4 in each heat (Q) and 4 best performers (q) advance to the Semifinals

Decathlon


High Jump Men - Decathlon

Start Time: 16:30

Rank	Name	Nat	Date of Birth	Order	Result	Points
1	VAN DER PLAETSEN Thomas	BEL	24 DEC 1990	10	2.07	868
2	LEPIK Hendrik	EST	18 APR 1990	7	2.04	840
3	KAZMIEREK Kai	GER	28 JAN 1991	1	2.04	840
4	HELCELET Adam Sebastian	CZE	27 OCT 1991	6	2.04	840
5	SHKURENEV Ilya	RUS	11 JAN 1991	8	2.01	813 SB
6	AUZEIL Bastien	FRA	22 OCT 1989	6	1.98	785
6	LARUSSON Einar Dadi	ISL	10 MAY 1990	3	1.98	785
8	DUDAŠ Mihail	SRB	15 NOV 1989	5	1.98	785
9	KALLEBÄCK David	SWE	14 APR 1989	11	1.95	758
10	LUKYANENKO Artem	RUS	30 JAN 1990	2	1.95	758 SB
11	OLSON Petter	SWE	14 FEB 1991	8	1.95	758 SB
12	CZAPIEWSKI Szymon	POL	19 MAY 1989	9	1.95	758
13	MIKHAN Eduard	BLR	7 JUN 1989	7	1.95	758
14	STEFEK Michal	CZE	3 MAY 1991	4	1.95	758
15	GILDE Maximilian	GER	5 JAN 1990	9	1.92	731
15	JORDAN Jonay	ESP	12 MAY 1991	3	1.92	731
15	KNOBEL Jan Felix	GER	16 JAN 1989	10	1.92	731
18	NOLF Cedric	BEL	18 JUN 1989	5	1.89	705
19	DISTELBERGER Dominik	AUT	16 MAR 1990	1	1.89	705
20	NILSSON Marcus	SWE	3 MAY 1991	4	1.83	653
21	LELIÈVRE Jérémy	FRA	8 FEB 1991	11	1.80	627
	PRZYBYL Marcin	POL	16 MAR 1989	2	DNS	

		1.65	1.68	1.71	1.74	1.77	1.80	1.83	1.86	1.89	1.92	1.95	1.98	2.01	2.04	2.07	2.10
1	VAN DER PLAETSEN T	-	-	-	-	-	-	-	-	-	-	0	-	-	0	0	xxx
2	LEPIK Hendrik	-	-	-	-	-	-	-	0	-	0	-	0	0	0	xxx	
3	KAZMIEREK Kai	-	-	-	-	-	-	-	-	xo	-	0	-	0	xo	xxx	
4	HELCELET A	-	-	-	-	-	-	-	0	-	0	0	0	x	xxx	xxx	
5	SHKURENEV Ilya	-	-	-	-	-	-	-	0	-	xo	xo	xxx	xxx	xxx		
6	AUZEIL Bastien	-	-	-	-	-	-	-	0	-	xo	0	xo	xxx			
6	LARUSSON E	-	-	-	-	-	-	-	0	-	0	xo	xo	xxx			
8	DUDAŠ Mihail	-	-	-	-	-	-	0	-	0	-	xxx	xo	xx			
9	KALLEBÄCK David	-	-	-	-	-	-	-	0	xo	0	0	xxx				
10	LUKYANENKO Artem	-	-	-	-	-	0	0	0	0	xxx	0	xxx				
11	OLSON Petter	-	-	-	-	-	0	0	xo	xo	xo	0	xxx				
12	CZAPIEWSKI Szymon	-	-	-	-	-	0	-	0	0	0	xo	xxx				
13	MIKHAN Eduard	-	-	-	-	-	-	-	0	0	xxx	xo	xxx				
14	STEFEK Michal	-	-	-	-	-	0	-	0	-	xxx	xo	xxx				
15	GILDE Maximilian	-	-	-	-	-	0	-	0	0	0	xxx					
15	JORDAN Jonay	-	-	-	0	-	0	-	0	0	0	xxx					
15	KNOBEL Jan Felix	-	-	-	-	-	0	0	0	0	0	xxx					
18	NOLF Cedric	-	-	-	0	-	0	0	0	xo	xxx						
19	DISTELBERGER D	-	-	-	-	0	-	0	xo	xo	xxx						
20	NILSSON Marcus	-	-	-	0	xo	xo	xxx	xxx								
21	LELIÈVRE Jérémy	-	-	0	0	0	0	xxx									
	PRZYBYL Marcin	-	-	-	-	-	-	-	-	-	-	-	-	-	-	-	-

INTERNET Service: www.european-athletics.org

Timing, Measurement & Data Service by  OMEGA

printed at THU 14 JUL 2011 20:48

Page 10 of 38

Results

Decathlon

High Jump Men - Decathlon Group A Start Time: 16:30

Rank	Name	Nat	Date of Birth	Order	Result	Points
1	VAN DER PLAETSEN Thomas	BEL	24 DEC 1990	10	2.07	868
2	KAZMIEREK Kai	GER	28 JAN 1991	1	2.04	840
3	HELCELET Adam Sebastian	CZE	27 OCT 1991	6	2.04	840
4	SHKURENEV Ilya	RUS	11 JAN 1991	8	2.01	813 SB
5	LARUSSON Einar Dadi	ISL	10 MAY 1990	3	1.98	785
6	DUDAŠ Mihail	SRB	15 NOV 1989	5	1.98	785
7	KALLEBÄCK David	SWE	14 APR 1989	11	1.95	758
8	CZAPIEWSKI Szymon	POL	19 MAY 1989	9	1.95	758
9	MIKHAN Eduard	BLR	7 JUN 1989	7	1.95	758
10	STEFEK Michal	CZE	3 MAY 1991	4	1.95	758
	PRZYBYL Marcin	POL	16 MAR 1989	2	DNS	

		1.65	1.68	1.71	1.74	1.77	1.80	1.83	1.86	1.89	1.92	1.95	1.98	2.01	2.04	2.07	2.10
1	VAN DER PLAETSEN T	-	-	-	-	-	-	-	-	-	o	-	-	-	o	o	xxx
2	KAZMIEREK Kai	-	-	-	-	-	-	-	-	xo	-	o	-	o	xo	xxx	
3	HELCELET A	-	-	-	-	-	-	o	-	o	o	o	x	xxo	xxx		
4	SHKURENEV Ilya	-	-	-	-	-	-	o	-	xo	xo	xxo	xxo	xxx			
5	LARUSSON E	-	-	-	-	-	-	o	-	o	xo	xo	xxx				
6	DUDAŠ Mihail	-	-	-	-	o	-	o	-	o	xxo	xo	xx				
7	KALLEBÄCK David	-	-	-	-	-	-	o	xo	o	o	xxx					
8	CZAPIEWSKI Szymon	-	-	-	-	-	o	o	o	o	xo	xxx					
9	MIKHAN Eduard	-	-	-	-	-	-	o	o	xxo	xo	xxx					
10	STEFEK Michal	-	-	-	-	-	o	-	o	xxo	xxo	xxx					
	PRZYBYL Marcin	-	-	-	-	-	-	-	-	-	-	-	-	-	-	-	-

Decathlon

High Jump Men - Decathlon Group B Start Time: 16:30

Rank	Name	Nat	Date of Birth	Order	Result	Points
1	LEPIK Hendrik	EST	18 APR 1990	7	2.04	840
2	AUZEIL Bastien	FRA	22 OCT 1989	6	1.98	785
3	LUKYANENKO Artem	RUS	30 JAN 1990	2	1.95	758 SB
4	OLSON Petter	SWE	14 FEB 1991	8	1.95	758 SB
5	GILDE Maximilian	GER	5 JAN 1990	9	1.92	731
5	JORDAN Jonay	ESP	12 MAY 1991	3	1.92	731
5	KNOBEL Jan Felix	GER	16 JAN 1989	10	1.92	731
8	NOLF Cedric	BEL	18 JUN 1989	5	1.89	705
9	DISTELBERGER Dominik	AUT	16 MAR 1990	1	1.89	705
10	NILSSON Marcus	SWE	3 MAY 1991	4	1.83	653
11	LELIÈVRE Jérémy	FRA	8 FEB 1991	11	1.80	627

		1.65	1.68	1.71	1.74	1.77	1.80	1.83	1.86	1.89	1.92	1.95	1.98	2.01	2.04	2.07
1	LEPIK Hendrik	-	-	-	-	-	-	-	o	-	o	-	o	o	o	xxx
2	AUZEIL Bastien	-	-	-	-	-	-	-	o	-	xo	o	xo	xxx		
3	LUKYANENKO Artem	-	-	-	-	o	o	o	o	xxo	o	xxx				
4	OLSON Petter	-	-	-	-	o	o	xo	xo	xo	o	xxx				
5	GILDE Maximilian	-	-	-	-	-	o	o	o	o	xxx					
5	JORDAN Jonay	-	-	o	-	o	-	o	o	o	xxx					
5	KNOBEL Jan Felix	-	-	-	-	-	o	o	o	o	xxx					
8	NOLF Cedric	-	-	-	o	-	o	o	o	xo	xxx					
9	DISTELBERGER D	-	-	-	-	o	-	o	xo	xo	xxx					
10	NILSSON Marcus	-	-	-	o	xo	xo	xxo	xxx							
11	LELIÈVRE Jérémy	-	-	o	o	o	o	xxx								

Results

Pole Vault Men

Qualification

Start Time: 10:00

Rank	Name	Nat	Date of Birth	Order	Result
1	HOLZDEPPE Raphael	GER	28 SEP 1989	9	5.35 Q
2	DILLA Karsten	GER	12 MAY 1989	3	5.20 q
3	WOJCIECHOWSKI Pawel	POL	6 JUN 1989	7	5.20 q
4	IVAKIN Anton	RUS	3 FEB 1991	4	5.15 q
5	PASIAK Adam	CZE	18 JUL 1990	2	5.15 q
6	OST Noël	FRA	15 NOV 1989	4	5.10 q
6	ZHELYABIN Dmitriy	RUS	20 MAY 1990	11	5.10 q
8	JØRGENSEN Rasmus	DEN	23 JAN 1989	5	5.10 q
8	PUJATS Pauls	LAT	6 AUG 1991	1	5.10 q
10	YERYOMIN Ivan	UKR	30 MAY 1989	10	5.10 q
11	SOBERA Robert	POL	19 JAN 1991	8	5.10 q
11	STECCHI Claudio Michel	ITA	23 NOV 1991	2	5.10 q
13	KAZARYAN Gayk	RUS	19 MAY 1990	1	4.95
13	MARCHAND Alexandre	FRA	23 FEB 1990	7	4.95
13	STYLIANOU Nikandros	CYP	22 AUG 1989	8	4.95
16	FEGER Alexandre	FRA	22 JAN 1990	5	4.95
16	FERREIRA Diogo	POR	30 JUL 1990	10	4.95
18	RICHARDS Marquis	SUI	29 JUL 1991	3	4.95
19	GARCIA Mario	ESP	12 AUG 1990	6	4.80
19	GAUL Florian	GER	21 SEP 1991	9	4.80
	CONCEPCIÓN Manel	ESP	27 MAR 1990	6	NM

		4.80	4.95	5.10	5.15	5.20	5.35
1	HOLZDEPPE Raphael	-	-	-	-	-	xo
2	DILLA Karsten	-	-	-	-	-	-
3	WOJCIECHOWSKI P	-	-	-	-	o	-
4	IVAKIN Anton	-	-	-	o	-	-
5	PASIAK Adam	-	o	-	xxo	-	-
6	OST Noël	-	o	o	-	-	-
6	ZHELYABIN Dmitriy	-	-	o	-	-	-
8	JØRGENSEN Rasmus	-	o	xo	-	-	-
8	PUJATS Pauls	o	-	xo	xxx	-	-
10	YERYOMIN Ivan	-	xxo	xo	-	-	-
11	SOBERA Robert	-	-	xxo	-	-	-
11	STECCHI C	-	-	xxo	-	-	-
13	KAZARYAN Gayk	-	o	xxx	-	-	-
13	MARCHAND Alexandre	-	o	xxx	-	-	-
13	STYLIANOU N	-	o	xxx	-	-	-
16	FEGER Alexandre	-	xo	xxx	-	-	-
16	FERREIRA Diogo	o	xo	xxx	-	-	-
18	RICHARDS Marquis	-	xxo	xxx	-	-	-
19	GARCIA Mario	o	xxx	-	-	-	-
19	GAUL Florian	o	xxx	-	-	-	-
	CONCEPCIÓN Manel	-	xxx	-	-	-	-


Pole Vault Men

Qualification Group A

Start Time: 10:00

Rank	Name	Nat	Date of Birth	Order	Result
1	HOLZDEPPE Raphael	GER	28 SEP 1989	9	5.35 Q
2	PASIAK Adam	CZE	18 JUL 1990	2	5.15 q
3	OST Noël	FRA	15 NOV 1989	4	5.10 q
3	ZHELYABIN Dmitriy	RUS	20 MAY 1990	11	5.10 q
5	JØRGENSEN Rasmus	DEN	23 JAN 1989	5	5.10 q
6	YERYOMIN Ivan	UKR	30 MAY 1989	10	5.10 q
7	SOBERA Robert	POL	19 JAN 1991	8	5.10 q
8	KAZARYAN Gayk	RUS	19 MAY 1990	1	4.95
8	MARCHAND Alexandre	FRA	23 FEB 1990	7	4.95
10	RICHARDS Marquis	SUI	29 JUL 1991	3	4.95
	CONCEPCIÓN Manel	ESP	27 MAR 1990	6	NM

INTERNET Service: www.european-athletics.org

Timing, Measurement & Data Service by  OMEGA

printed at THU 14 JUL 2011 20:48

Page 12 of 38

Results

Qualification Group A (cont.)

Qualification Group A		4.80	4.95	5.10	5.15	5.20	5.35
1	HOLZDEPPE Raphael	-	-	-	-	-	xo
2	PASIAK Adam	-	o	-	xxo	-	-
3	OST Noël	-	o	o	-	-	-
3	ZHELYABIN Dmitriy	-	-	o	-	-	-
5	JØRGENSEN Rasmus	-	o	xo	-	-	-
6	YERYOMIN Ivan	-	xxo	xo	-	-	-
7	SOBERA Robert	-	-	xxo	-	-	-
8	KAZARYAN Gayk	-	o	xxx	-	-	-
8	MARCHAND Alexandre	-	o	xxx	-	-	-
10	RICHARDS Marquis	-	xxo	xxx	-	-	-
	CONCEPCIÓN Manel	-	xxx	-	-	-	-

Pole Vault Men

Qualification Group B

Start Time: 10:00

Rank	Name	Nat	Date of Birth	Order	Result
1	DILLA Karsten	GER	12 MAY 1989	3	5.20 q
2	WOJCIECHOWSKI Pawel	POL	6 JUN 1989	7	5.20 q
3	IVAKIN Anton	RUS	3 FEB 1991	4	5.15 q
4	PUJATS Pauls	LAT	6 AUG 1991	1	5.10 q
5	STECCHI Claudio Michel	ITA	23 NOV 1991	2	5.10 q
6	STYLIANOU Nikandros	CYP	22 AUG 1989	8	4.95
7	FEGER Alexandre	FRA	22 JAN 1990	5	4.95
7	FERREIRA Diogo	POR	30 JUL 1990	10	4.95
9	GARCIA Mario	ESP	12 AUG 1990	6	4.80
9	GAUL Florian	GER	21 SEP 1991	9	4.80

		4.80	4.95	5.10	5.15	5.20
1	DILLA Karsten	-	-	-	-	o
2	WOJCIECHOWSKI P	-	-	-	-	xo
3	IVAKIN Anton	-	-	-	o	-
4	PUJATS Pauls	o	-	xo	xxx	-
5	STECCHI C	-	-	xxo	-	-
6	STYLIANOU N	-	o	xxx	-	-
7	FEGER Alexandre	-	xo	xxx	-	-
7	FERREIRA Diogo	o	xo	xxx	-	-
9	GARCIA Mario	o	xxx	-	-	-
9	GAUL Florian	o	xxx	-	-	-

Qualified: qualifying perf. 5.35 (Q) or 12 best performers (q) to the advance to the Final

Results

Decathlon


Long Jump Men - Decathlon

Start Time: 11:00

Rank	Name	Nat	Date of Birth	Order	Result	Points
1	VAN DER PLAETSEN Thomas	BEL	24 DEC 1990	11	7.68	980 PB
2	MIKHAN Eduard	BLR	7 JUN 1989	6	7.54	945 PB
3	DUDAŠ Mihail	SRB	15 NOV 1989	9	7.46	925
4	DISTELBERGER Dominik	AUT	16 MAR 1990	3	7.41	913
5	KAZMIEREK Kai	GER	28 JAN 1991	4	7.38	905
6	GILDE Maximilian	GER	5 JAN 1990	10	7.35	898
7	HELCELET Adam Sebastian	CZE	27 OCT 1991	7	7.28	881
8	LARUSSON Einar Dadi	ISL	10 MAY 1990	6	7.28	881 PB
9	SHKURENEV Ilya	RUS	11 JAN 1991	8	7.27	878 SB
10	KNOBEL Jan Felix	GER	16 JAN 1989	7	7.23	869 =PB
11	NOLF Cedric	BEL	18 JUN 1989	1	7.18	857
12	AUZEIL Bastien	FRA	22 OCT 1989	9	7.18	857
13	CZAPIEWSKI Szymon	POL	19 MAY 1989	5	7.18	857
14	OLSON Petter	SWE	14 FEB 1991	4	7.09	835 PB
15	PRZYBYL Marcin	POL	16 MAR 1989	2	7.05	826
16	STEFEK Michal	CZE	3 MAY 1991	2	6.97	807
17	LELIÈVRE Jérémy	FRA	8 FEB 1991	8	6.97	807
18	JORDAN Jonay	ESP	12 MAY 1991	1	6.89	788
19	LUKYANENKO Artem	RUS	30 JAN 1990	10	6.86	781
20	KALLEBÄCK David	SWE	14 APR 1989	3	6.85	778
21	LEPIK Hendrik	EST	18 APR 1990	5	6.75	755
22	NILSSON Marcus	SWE	3 MAY 1991	11	6.28	648

		1	2	3
1	VAN DER PLAETSEN T	7.68 (+1.3)	7.54 (-1.2)	x (-0.2)
2	MIKHAN Eduard	7.13 (+0.1)	7.54 (+0.6)	-
3	DUDAŠ Mihail	7.35 (+1.0)	6.98 (+1.3)	7.46 (+1.6)
4	DISTELBERGER D	7.23 (+1.4)	x (+1.2)	7.41 (+0.5)
5	KAZMIEREK Kai	6.93 (+0.2)	7.38 (+2.2)	7.08 (+0.5)
6	GILDE Maximilian	x (+0.3)	7.35 (+0.7)	7.34 (-1.0)
7	HELCELET A	6.88 (+1.0)	7.18 (+0.5)	7.28 (+1.0)
8	LARUSSON E	7.12 (+0.2)	7.28 (+0.6)	7.12 (-0.4)
9	SHKURENEV Ilya	7.14 (+0.5)	7.26 (0.0)	7.27 (+1.4)
10	KNOBEL Jan Felix	x (+0.4)	7.23 (+0.7)	6.94 (-1.9)
11	NOLF Cedric	7.12 (+0.7)	7.18 (+0.7)	x (+0.3)
12	AUZEIL Bastien	7.18 (+1.8)	7.01 (0.0)	x (+0.9)
13	CZAPIEWSKI Szymon	6.86 (-0.4)	7.18 (+0.1)	x (+0.7)
14	OLSON Petter	7.09 (+0.6)	x (+0.4)	x (+1.6)
15	PRZYBYL Marcin	6.97 (+0.7)	7.05 (+0.6)	6.84 (+0.4)
16	STEFEK Michal	x (-1.0)	6.96 (-1.2)	6.97 (+1.0)
17	LELIÈVRE Jérémy	6.84 (-0.7)	6.97 (+0.3)	x (-1.5)
18	JORDAN Jonay	x (+0.6)	6.89 (-0.3)	x (-0.7)
19	LUKYANENKO Artem	6.84 (+1.0)	6.84 (+0.4)	6.86 (-0.9)
20	KALLEBÄCK David	x (-0.9)	6.85 (+0.9)	x (+0.2)
21	LEPIK Hendrik	4.51 (-0.9)	6.68 (+0.7)	6.75 (-0.5)
22	NILSSON Marcus	x (-0.8)	6.28 (+0.5)	4.90 (-0.9)

INTERNET Service: www.european-athletics.org

Timing, Measurement & Data Service by  OMEGA

printed at THU 14 JUL 2011 20:48

Page 14 of 38

Results

Decathlon

Long Jump Men - Decathlon Group A Start Time: 11:00

Rank	Name	Nat	Date of Birth	Order	Result	Points
1	VAN DER PLAETSEN Thomas	BEL	24 DEC 1990	11	7.68	980 PB
2	MIKHAN Eduard	BLR	7 JUN 1989	6	7.54	945 PB
3	DUDAŠ Mihail	SRB	15 NOV 1989	9	7.46	925
4	DISTELBERGER Dominik	AUT	16 MAR 1990	3	7.41	913
5	KAZMIEREK Kai	GER	28 JAN 1991	4	7.38	905
6	GILDE Maximilian	GER	5 JAN 1990	10	7.35	898
7	HELCELET Adam Sebastian	CZE	27 OCT 1991	7	7.28	881
8	SHKURENEV Ilya	RUS	11 JAN 1991	8	7.27	878 SB
9	CZAPIEWSKI Szymon	POL	19 MAY 1989	5	7.18	857
10	PRZYBYL Marcin	POL	16 MAR 1989	2	7.05	826
11	JORDAN Jonay	ESP	12 MAY 1991	1	6.89	788

	1	2	3	
1	VAN DER PLAETSEN T	7.68 (+1.3)	7.54 (-1.2)	x (-0.2)
2	MIKHAN Eduard	7.13 (+0.1)	7.54 (+0.6)	-
3	DUDAŠ Mihail	7.35 (+1.0)	6.98 (+1.3)	7.46 (+1.6)
4	DISTELBERGER D	7.23 (+1.4)	x (+1.2)	7.41 (+0.5)
5	KAZMIEREK Kai	6.93 (+0.2)	7.38 (+2.2)	7.08 (+0.5)
6	GILDE Maximilian	x (+0.3)	7.35 (+0.7)	7.34 (-1.0)
7	HELCELET A	6.88 (+1.0)	7.18 (+0.5)	7.28 (+1.0)
8	SHKURENEV Ilya	7.14 (+0.5)	7.26 (0.0)	7.27 (+1.4)
9	CZAPIEWSKI Szymon	6.86 (-0.4)	7.18 (+0.1)	x (+0.7)
10	PRZYBYL Marcin	6.97 (+0.7)	7.05 (+0.6)	6.84 (+0.4)
11	JORDAN Jonay	x (+0.6)	6.89 (-0.3)	x (-0.7)

Decathlon

Long Jump Men - Decathlon Group B Start Time: 11:00

Rank	Name	Nat	Date of Birth	Order	Result	Points
1	LARUSSON Einar Dadi	ISL	10 MAY 1990	6	7.28	881 PB
2	KNOBEL Jan Felix	GER	16 JAN 1989	7	7.23	869 =PB
3	NOLF Cedric	BEL	18 JUN 1989	1	7.18	857
4	AUZEIL Bastien	FRA	22 OCT 1989	9	7.18	857
5	OLSON Petter	SWE	14 FEB 1991	4	7.09	835 PB
6	STEFEK Michal	CZE	3 MAY 1991	2	6.97	807
7	LELIÈVRE Jérémy	FRA	8 FEB 1991	8	6.97	807
8	LUKYANENKO Artem	RUS	30 JAN 1990	10	6.86	781
9	KALLEBÄCK David	SWE	14 APR 1989	3	6.85	778
10	LEPIK Hendrik	EST	18 APR 1990	5	6.75	755
11	NILSSON Marcus	SWE	3 MAY 1991	11	6.28	648

	1	2	3	
1	LARUSSON E	7.12 (+0.2)	7.28 (+0.6)	7.12 (-0.4)
2	KNOBEL Jan Felix	x (+0.4)	7.23 (+0.7)	6.94 (-1.9)
3	NOLF Cedric	7.12 (+0.7)	7.18 (+0.7)	x (+0.3)
4	AUZEIL Bastien	7.18 (+1.8)	7.01 (0.0)	x (+0.9)
5	OLSON Petter	7.09 (+0.6)	x (+0.4)	x (+1.6)
6	STEFEK Michal	x (-1.0)	6.96 (-1.2)	6.97 (+1.0)
7	LELIÈVRE Jérémy	6.84 (-0.7)	6.97 (+0.3)	x (-1.5)
8	LUKYANENKO Artem	6.84 (+1.0)	6.84 (+0.4)	6.86 (-0.9)
9	KALLEBÄCK David	x (-0.9)	6.85 (+0.9)	x (+0.2)
10	LEPIK Hendrik	4.51 (-0.9)	6.68 (+0.7)	6.75 (-0.5)
11	NILSSON Marcus	x (-0.8)	6.28 (+0.5)	4.90 (-0.9)

Results

Long Jump Men


Qualification

Start Time: 16:05

Rank	Name	Nat	Date of Birth	Order	Result		
1	MISANS Elvijs	LAT	4 AUG 1989	6	7.81	q	PB
2	OLLIKAINEN Roni	FIN	27 AUG 1990	7	7.76	q	SB
3	STEMPNICK Nicolas	BEL	1 FEB 1989	14	7.71	q	
4	MENKOV Aleksandr	RUS	7 DEC 1990	4	7.69	q	
5	HUET Olivier	FRA	11 FEB 1989	3	7.65	q	
6	AUCYNA Darius	LTU	7 MAY 1989	9	7.64	q	
7	CÁCERES Eusebio	ESP	10 SEP 1991	10	7.64	q	
8	CHUVA Marcos	POR	8 AUG 1989	10	7.57	q	
9	CAMARA Alyn	GER	31 MAR 1989	8	7.52	q	
10	VICTORIN Guillaume	FRA	26 MAY 1990	4	7.51	q	
11	PODGÓRSKI Konrad	POL	1 JUN 1989	9	7.51	q	
12	VADEIKIS Marius	LTU	2 AUG 1989	5	7.47	q	
13	BOGDANOV Denis	RUS	2 APR 1991	3	7.45		
14	BÁNHIDI Bence	HUN	20 NOV 1989	5	7.43		
15	KRAL Mario	GER	15 FEB 1989	11	7.35		
16	ECSEKI Dániel	HUN	19 MAR 1989	1	7.28		
17	MCMULLAN Adam	IRL	5 JUL 1990	13	7.27		
18	STRZALKOWSKI Adrian	POL	28 MAR 1990	2	7.26		
19	BIANCHI Gregory	ITA	14 APR 1989	1	7.24		
20	MÖGENBURG Jonas	NOR	18 FEB 1990	6	7.20		
21	HOWARD Julian	GER	3 APR 1989	12	7.13		
22	LIHACHOV Ivan	UKR	27 APR 1989	11	7.02		
23	OKHAYON Gadi	ISR	7 FEB 1989	13	6.80		
24	ASTROUSKI Dzmitry	BLR	5 JUN 1989	7	6.78		
25	POUPAS Petros	CYP	18 OCT 1991	12	6.67		
26	PERVAN Dino	CRO	12 JAN 1991	8	4.68		
	PASIAK Adam	CZE	18 JUL 1990	2			DNS

		1		2		3	
1	MISANS Elvijs	7.53	(+0.1)	7.59	(0.0)	7.81	(-0.2)
2	OLLIKAINEN Roni	7.76	(+0.4)	7.73	(+0.2)	-	
3	STEMPNICK Nicolas	7.46	(-0.2)	7.71	(+0.2)	7.24	(+0.3)
4	MENKOV Aleksandr	x	(+0.2)	7.69	(+0.7)	-	
5	HUET Olivier	7.52	(-0.1)	7.65	(-0.1)	x	(+0.4)
6	AUCYNA Darius	7.54	(+0.4)	7.47	(+0.4)	7.64	(0.0)
7	CÁCERES Eusebio	7.64	(+0.1)	7.46	(-0.4)	x	(-0.6)
8	CHUVA Marcos	7.16	(-0.5)	7.26	(-0.8)	7.57	(-0.2)
9	CAMARA Alyn	x	(+0.4)	7.52	(+0.3)	7.44	(+0.3)
10	VICTORIN Guillaume	6.93	(0.0)	7.45	(-0.4)	7.51	(+0.2)
11	PODGÓRSKI Konrad	x	(-0.2)	7.51	(+0.3)	x	(-0.4)
12	VADEIKIS Marius	7.12	(+0.3)	7.42	(-0.1)	7.47	(+0.7)
13	BOGDANOV Denis	x	(+0.6)	7.45	(-0.4)	x	(+0.1)
14	BÁNHIDI Bence	7.25	(-0.1)	7.31	(-0.1)	7.43	(-0.1)
15	KRAL Mario	7.28	(+0.1)	7.35	(-0.1)	7.35	(+0.2)
16	ECSEKI Dániel	7.19	(+0.6)	x	(-0.2)	7.28	(-0.1)
17	MCMULLAN Adam	7.27	(-0.5)	6.84	(-0.7)	5.54	(-0.3)
18	STRZALKOWSKI A	7.26	(+0.1)	x	(+0.1)	-	
19	BIANCHI Gregory	x	(+0.6)	x	(-0.3)	7.24	(0.0)
20	MÖGENBURG Jonas	6.85	(+0.1)	7.17	(+0.6)	7.20	(+0.2)
21	HOWARD Julian	x	(-0.1)	x	(-0.4)	7.13	(-0.4)
22	LIHACHOV Ivan	6.89	(-0.3)	7.02	(-0.1)	x	(+0.6)
23	OKHAYON Gadi	6.80	(-0.2)	5.15	(-0.4)	6.78	(-0.4)
24	ASTROUSKI Dzmitry	x	(+0.6)	x	(0.0)	6.78	(-0.4)
25	POUPAS Petros	6.67	(-0.2)	x	(-0.1)	x	(+0.1)
26	PERVAN Dino	x	(+0.5)	x	(+0.3)	4.68	(-0.3)
	PASIAK Adam						

INTERNET Service: www.european-athletics.org

Timing, Measurement & Data Service by  OMEGA

printed at THU 14 JUL 2011 20:48

Page 16 of 38

Results

Long Jump Men

Qualification Group A

Start Time: 16:15

Rank	Name	Nat	Date of Birth	Order	Result
1	MISANS Elvijs	LAT	4 AUG 1989	6	7.81 q PB
2	MENKOV Aleksandr	RUS	7 DEC 1990	4	7.69 q
3	HUET Olivier	FRA	11 FEB 1989	3	7.65 q
4	CHUVA Marcos	POR	8 AUG 1989	10	7.57 q
5	PODGÓRSKI Konrad	POL	1 JUN 1989	9	7.51 q
6	VADEIKIS Marius	LTU	2 AUG 1989	5	7.47 q
7	ECSEKI Dániel	HUN	19 MAR 1989	1	7.28
8	MCMULLAN Adam	IRL	5 JUL 1990	13	7.27
9	STRZALKOWSKI Adrian	POL	28 MAR 1990	2	7.26
10	HOWARD Julian	GER	3 APR 1989	12	7.13
11	LIHACHOV Ivan	UKR	27 APR 1989	11	7.02
12	ASTROUSKI Dzmitry	BLR	5 JUN 1989	7	6.78
13	PERVAN Dino	CRO	12 JAN 1991	8	4.68

	1	2	3
1	MISANS Elvijs 7.53 (+0.1)	7.59 (0.0)	7.81 (-0.2)
2	MENKOV Aleksandr x (+0.2)	7.69 (+0.7)	-
3	HUET Olivier 7.52 (-0.1)	7.65 (-0.1)	x (+0.4)
4	CHUVA Marcos 7.16 (-0.5)	7.26 (-0.8)	7.57 (-0.2)
5	PODGÓRSKI Konrad x (-0.2)	7.51 (+0.3)	x (-0.4)
6	VADEIKIS Marius 7.12 (+0.3)	7.42 (-0.1)	7.47 (+0.7)
7	ECSEKI Dániel 7.19 (+0.6)	x (-0.2)	7.28 (-0.1)
8	MCMULLAN Adam 7.27 (-0.5)	6.84 (-0.7)	5.54 (-0.3)
9	STRZALKOWSKI A 7.26 (+0.1)	x (+0.1)	-
10	HOWARD Julian x (-0.1)	x (-0.4)	7.13 (-0.4)
11	LIHACHOV Ivan 6.89 (-0.3)	7.02 (-0.1)	x (+0.6)
12	ASTROUSKI Dzmitry x (+0.6)	x (0.0)	6.78 (-0.4)
13	PERVAN Dino x (+0.5)	x (+0.3)	4.68 (-0.3)

Long Jump Men

Qualification Group B


Start Time: 16:15

Rank	Name	Nat	Date of Birth	Order	Result
1	OLLIKAINEN Roni	FIN	27 AUG 1990	7	7.76 q SB
2	STEMPNICK Nicolas	BEL	1 FEB 1989	14	7.71 q
3	AUCYNA Darius	LTU	7 MAY 1989	9	7.64 q
4	CÁCERES Eusebio	ESP	10 SEP 1991	10	7.64 q
5	CAMARA Alyn	GER	31 MAR 1989	8	7.52 q
6	VICTORIN Guillaume	FRA	26 MAY 1990	4	7.51 q
7	BOGDANOV Denis	RUS	2 APR 1991	3	7.45
8	BÁNHIDI Bence	HUN	20 NOV 1989	5	7.43
9	KRAL Mario	GER	15 FEB 1989	11	7.35
10	BIANCHI Gregory	ITA	14 APR 1989	1	7.24
11	MÖGENBURG Jonas	NOR	18 FEB 1990	6	7.20
12	OKHAYON Gadi	ISR	7 FEB 1989	13	6.80
13	POUPAS Petros	CYP	18 OCT 1991	12	6.67
	PASIAK Adam	CZE	18 JUL 1990	2	DNS

	1	2	3
1	OLLIKAINEN Roni 7.76 (+0.4)	7.73 (+0.2)	-
2	STEMPNICK Nicolas 7.46 (-0.2)	7.71 (+0.2)	7.24 (+0.3)
3	AUCYNA Darius 7.54 (+0.4)	7.47 (+0.4)	7.64 (0.0)
4	CÁCERES Eusebio 7.64 (+0.1)	7.46 (-0.4)	x (-0.6)
5	CAMARA Alyn x (+0.4)	7.52 (+0.3)	7.44 (+0.3)
6	VICTORIN Guillaume 6.93 (0.0)	7.45 (-0.4)	7.51 (+0.2)
7	BOGDANOV Denis x (+0.6)	7.45 (-0.4)	x (+0.1)
8	BÁNHIDI Bence 7.25 (-0.1)	7.31 (-0.1)	7.43 (-0.1)
9	KRAL Mario 7.28 (+0.1)	7.35 (-0.1)	7.35 (+0.2)
10	BIANCHI Gregory x (+0.6)	x (-0.3)	7.24 (0.0)
11	MÖGENBURG Jonas 6.85 (+0.1)	7.17 (+0.6)	7.20 (+0.2)
12	OKHAYON Gadi 6.80 (-0.2)	5.15 (-0.4)	6.78 (-0.4)
13	POUPAS Petros 6.67 (-0.2)	x (-0.1)	x (+0.1)
	PASIAK Adam		

Qualified: qualifying perf. 7.85 (Q) or 12 best performers (q) to the advance to the Final

INTERNET Service: www.european-athletics.org

Timing, Measurement & Data Service by  OMEGA

printed at THU 14 JUL 2011 20:48

Page 17 of 38

Results

Shot Put Men

Qualification

Start Time: 10:00

Rank	Name	Nat	Date of Birth	Order	Result
1	STORL David	GER	27 JUL 1990	1	19.71 Q
2	BEDEWITZ Max	GER	18 OCT 1990	10	18.60 Q PB
3	MÜLLER Hendrik	GER	28 AUG 1990	9	18.50 Q
3	SAVYTSKY Dmytro	UKR	14 DEC 1990	5	18.50 Q PB
5	PREMERU Marin	CRO	29 AUG 1990	7	18.30 Q
6	BAKHAR Sjarhei	BLR	27 JUN 1989	8	18.26 q
7	STASEK Martin	CZE	8 APR 1989	3	18.13 q
8	PAKISJÄRVI Henri	FIN	6 JAN 1989	6	18.08 q
9	CRONIE Patrick	NED	5 NOV 1989	7	18.00 q
10	PRÁŠIL Ladislav	CZE	17 MAY 1990	4	17.99 q
11	SÖDERLUND Tomas	FIN	14 MAY 1989	5	17.99 q
12	ZIELINSKI Sylwester	POL	13 AUG 1989	6	17.66 q
13	SPILER Marko	SLO	8 JAN 1990	1	17.51
14	KARAMFILOV Rosen	BUL	4 JAN 1989	8	17.09
15	BELO Francisco	POR	27 MAR 1991	3	17.04
16	ZINCHENKO Alexander	AUT	8 SEP 1989	2	17.01
17	MERTZ Kenneth	DEN	1989	4	16.90
18	ORTEGA José Javier	ESP	17 JUL 1989	9	16.07
19	GURKLYS Arturas	LTU	11 JUN 1989	2	15.98

	1	2	3
1	STORL David	x	19.71
2	BEDEWITZ Max	18.60	
3	MÜLLER Hendrik	18.50	
3	SAVYTSKY Dmytro	18.50	
5	PREMERU Marin	17.44	18.30
6	BAKHAR Sjarhei	17.91	18.26 17.77
7	STASEK Martin	17.70	18.13 x
8	PAKISJÄRVI Henri	18.08	x
9	CRONIE Patrick	18.00	17.75 17.78
10	PRÁŠIL Ladislav	17.83	17.99 17.78
11	SÖDERLUND Tomas	17.56	17.99 17.79
12	ZIELINSKI S	17.42	17.66 x
13	SPILER Marko	16.75	17.26 17.51
14	KARAMFILOV Rosen	16.23	17.09 17.06
15	BELO Francisco	17.04	x
16	ZINCHENKO A	16.25	17.01 16.50
17	MERTZ Kenneth	16.90	x
18	ORTEGA José Javier	15.39	15.68 16.07
19	GURKLYS Arturas	15.98	x

Shot Put Men

Qualification Group A

Start Time: 10:00

Rank	Name	Nat	Date of Birth	Order	Result
1	STORL David	GER	27 JUL 1990	1	19.71 Q
2	MÜLLER Hendrik	GER	28 AUG 1990	9	18.50 Q
3	BAKHAR Sjarhei	BLR	27 JUN 1989	8	18.26 q
4	CRONIE Patrick	NED	5 NOV 1989	7	18.00 q
5	PRÁŠIL Ladislav	CZE	17 MAY 1990	4	17.99 q
6	SÖDERLUND Tomas	FIN	14 MAY 1989	5	17.99 q
7	ZIELINSKI Sylwester	POL	13 AUG 1989	6	17.66 q
8	BELO Francisco	POR	27 MAR 1991	3	17.04
9	ZINCHENKO Alexander	AUT	8 SEP 1989	2	17.01

Results

Qualification Group A (cont.)

Qualification Group A		1	2	3
1	STORL David	x	19.71	
2	MÜLLER Hendrik	18.50		
3	BAKHAR Sjarhei	17.91	18.26	17.77
4	CRONIE Patrik	18.00	17.75	17.78
5	PRÁŠIL Ladislav	17.83	17.99	17.78
6	SÖDERLUND Tomas	17.56	17.99	17.79
7	ZIELINSKI S	17.42	17.66	x
8	BELO Francisco	17.04	x	x
9	ZINCHENKO A	16.25	17.01	16.50

Shot Put Men

Qualification Group B

Start Time: 10:00

Rank	Name	Nat	Date of Birth	Order	Result
1	BEDEWITZ Max	GER	18 OCT 1990	10	18.60 Q PB
2	SAVYTSKYI Dmytro	UKR	14 DEC 1990	5	18.50 Q PB
3	PREMERU Marin	CRO	29 AUG 1990	7	18.30 Q
4	STASEK Martin	CZE	8 APR 1989	3	18.13 q
5	PAKISJÄRVI Henri	FIN	6 JAN 1989	6	18.08 q
6	SPILER Marko	SLO	8 JAN 1990	1	17.51
7	KARAMFILOV Rosen	BUL	4 JAN 1989	8	17.09
8	MERTZ Kenneth	DEN	1989	4	16.90
9	ORTEGA José Javier	ESP	17 JUL 1989	9	16.07
10	GURKLYS Arturas	LTU	11 JUN 1989	2	15.98

		1	2	3
1	BEDEWITZ Max	18.60		
2	SAVYTSKYI Dmytro	18.50		
3	PREMERU Marin	17.44	18.30	
4	STASEK Martin	17.70	18.13	x
5	PAKISJÄRVI Henri	18.08	x	x
6	SPILER Marko	16.75	17.26	17.51
7	KARAMFILOV Rosen	16.23	17.09	17.06
8	MERTZ Kenneth	16.90	x	x
9	ORTEGA José Javier	15.39	15.68	16.07
10	GURKLYS Arturas	15.98	x	x

Qualified: qualifying perf. 18.30 (Q) or 12 best performers (q) to the advance to the Final

Results

Decathlon

Shot Put Men - Decathlon

Start Time: 12:20

Rank	Name	Nat	Date of Birth	Order	Result	Points
1	KNOBEL Jan Felix	GER	16 JAN 1989	4	15.43	816
2	AUZEIL Bastien	FRA	22 OCT 1989	11	15.35	811
3	LUKYANENKO Artem	RUS	30 JAN 1990	1	14.39	752
4	LELIÉVRE Jérémy	FRA	8 FEB 1991	10	14.33	749 PB
5	MIKHAN Eduard	BLR	7 JUN 1989	8	13.98	727 PB
6	KALLEBÄCK David	SWE	14 APR 1989	2	13.96	726 PB
7	HELCELET Adam Sebastian	CZE	27 OCT 1991	7	13.85	719
8	NOLF Cedric	BEL	18 JUN 1989	7	13.48	697
9	PRZYBYL Marcin	POL	16 MAR 1989	9	13.41	692
10	JORDAN Jonay	ESP	12 MAY 1991	3	13.40	692
11	VAN DER PLAETSEN Thomas	BEL	24 DEC 1990	10	13.31	686 PB
12	LEPIK Hendrik	EST	18 APR 1990	9	13.30	686
13	NILSSON Marcus	SWE	3 MAY 1991	11	13.29	685
14	DUDAŠ Mihail	SRB	15 NOV 1989	5	13.18	678
15	OLSON Petter	SWE	14 FEB 1991	6	12.90	661
16	SHKURENEV Ilya	RUS	11 JAN 1991	1	12.88	660 PB
17	STEFEK Michal	CZE	3 MAY 1991	4	12.88	660 PB
18	CZAPIEWSKI Szymon	POL	19 MAY 1989	6	12.74	651
19	GILDE Maximilian	GER	5 JAN 1990	3	12.72	650
20	KAZMIEREK Kai	GER	28 JAN 1991	2	12.14	615
21	DISTELBERGER Dominik	AUT	16 MAR 1990	8	11.45	573
22	LARUSSON Einar Dadi	ISL	10 MAY 1990	5	11.42	571

	1	2	3
1	15.42	15.43	15.23
2	14.81	14.74	15.35
3	12.81	13.76	14.39
4	14.33	13.94	x
5	13.54	13.98	x
6	x	13.83	13.96
7	x	13.45	13.85
8	12.88	x	13.48
9	12.69	13.41	x
10	13.13	13.07	13.40
11	13.31	x	x
12	12.87	13.30	x
13	11.94	12.71	13.29
14	11.95	12.70	13.18
15	12.80	x	12.90
16	12.76	12.83	12.88
17	11.86	12.50	12.88
18	12.74	12.50	x
19	12.57	12.72	x
20	11.83	11.62	12.14
21	9.49	11.45	11.17
22	11.42	10.80	11.32

Results

Decathlon
Shot Put Men - Decathlon Group A Start Time: 12:20

Rank	Name	Nat	Date of Birth	Order	Result	Points
1	KNOBEL Jan Felix	GER	16 JAN 1989	4	15.43	816
2	LUKYANENKO Artem	RUS	30 JAN 1990	1	14.39	752
3	LELIÈVRE Jérémy	FRA	8 FEB 1991	10	14.33	749 PB
4	MIKHAN Eduard	BLR	7 JUN 1989	8	13.98	727 PB
5	KALLEBÄCK David	SWE	14 APR 1989	2	13.96	726 PB
6	HELCELET Adam Sebastian	CZE	27 OCT 1991	7	13.85	719
7	PRZYBYL Marcin	POL	16 MAR 1989	9	13.41	692
8	JORDAN Jonay	ESP	12 MAY 1991	3	13.40	692
9	NILSSON Marcus	SWE	3 MAY 1991	11	13.29	685
10	DUDAŠ Mihail	SRB	15 NOV 1989	5	13.18	678
11	OLSON Petter	SWE	14 FEB 1991	6	12.90	661

	1	2	3
1	15.42	15.43	15.23
2	12.81	13.76	14.39
3	14.33	13.94	x
4	13.54	13.98	x
5	x	13.83	13.96
6	x	13.45	13.85
7	12.69	13.41	x
8	13.13	13.07	13.40
9	11.94	12.71	13.29
10	11.95	12.70	13.18
11	12.80	x	12.90

Decathlon
Shot Put Men - Decathlon Group B Start Time: 12:20

Rank	Name	Nat	Date of Birth	Order	Result	Points
1	AUZEIL Bastien	FRA	22 OCT 1989	11	15.35	811
2	NOLF Cedric	BEL	18 JUN 1989	7	13.48	697
3	VAN DER PLAETSEN Thomas	BEL	24 DEC 1990	10	13.31	686 PB
4	LEPIK Hendrik	EST	18 APR 1990	9	13.30	686
5	SHKURENEV Ilya	RUS	11 JAN 1991	1	12.88	660 PB
6	STEFEK Michal	CZE	3 MAY 1991	4	12.88	660 PB
7	CZAPIEWSKI Szymon	POL	19 MAY 1989	6	12.74	651
8	GILDE Maximilian	GER	5 JAN 1990	3	12.72	650
9	KAZMIEREK Kai	GER	28 JAN 1991	2	12.14	615
10	DISTELBERGER Dominik	AUT	16 MAR 1990	8	11.45	573
11	LARUSSON Einar Dadi	ISL	10 MAY 1990	5	11.42	571

	1	2	3
1	14.81	14.74	15.35
2	12.88	x	13.48
3	13.31	x	x
4	12.87	13.30	x
5	12.76	12.83	12.88
6	11.86	12.50	12.88
7	12.74	12.50	x
8	12.57	12.72	x
9	11.83	11.62	12.14
10	9.49	11.45	11.17
11	11.42	10.80	11.32

Results

Shot Put Men

Final

Start Time: 17:20

Rank	Name	Nat	Date of Birth	Order	Result	
1	STORL David	GER	27 JUL 1990	12	20.45	CR
2	SAVYTSKY Dmytro	UKR	14 DEC 1990	6	19.18	PB
3	PREMERU Marin	CRO	29 AUG 1990	1	18.83	
4	STASEK Martin	CZE	8 APR 1989	11	18.43	
5	PRÁŠIL Ladislav	CZE	17 MAY 1990	4	18.41	PB
6	CRONIE Patrick	NED	5 NOV 1989	7	18.38	PB
7	MÜLLER Hendrik	GER	28 AUG 1990	5	18.37	
8	BAKHAR Sjarhei	BLR	27 JUN 1989	3	18.29	=SB
9	PAKISJÄRVI Henri	FIN	6 JAN 1989	8	18.14	
10	BEDEWITZ Max	GER	18 OCT 1990	9	17.80	
11	SÖDERLUND Tomas	FIN	14 MAY 1989	10	17.79	
12	ZIELINSKI Sylwester	POL	13 AUG 1989	2	17.29	

	1	2	3	4	5	6
1	x	x	19.79	x	20.45	x
2	18.57	x	x	18.73	19.18	18.72
3	18.83	x	x	18.46	18.65	x
4	17.71	18.34	18.43	x	18.31	x
5	x	17.64	18.41	18.33	x	18.34
6	18.38	x	18.32	x	18.27	x
7	18.06	x	18.37	x	18.19	x
8	18.28	17.93	17.93	18.19	18.29	x
9	18.12	x	18.14			
10	17.80	x	17.78			
11	17.79	x	x			
12	17.29	x	17.11			


Javelin Men

Qualification

Start Time: 15:30

Rank	Name	Nat	Date of Birth	Order	Result	
1	RÖHLER Thomas	GER	30 SEP 1991	2	78.08	Q PB
2	WÖSCHLER Till	GER	9 JUN 1991	4	77.72	Q
3	AVAN Fatih	TUR	1 JAN 1989	5	76.93	Q
4	GRZESZCZUK Lukasz	POL	3 MAR 1990	6	76.84	Q
5	AMB Kim	SWE	18 JAN 1990	8	76.71	Q SB
6	TARABIN Dmitry	RUS	22 OCT 1991	8	76.48	Q
7	SZALECKI Krzysztof	POL	3 FEB 1991	10	75.69	q
8	PLENER Marcin	POL	22 AUG 1990	11	73.40	q
9	KOSYNSKY Dmytro	UKR	31 MAR 1989	6	73.30	q
10	ŽUNIC Stipe	CRO	13 DEC 1990	7	71.72	q
11	LAANMÄE Tanel	EST	29 SEP 1989	2	71.35	q
12	LEHTOLA Sampo	FIN	10 MAY 1989	7	71.15	q
13	TIMMERMAN Lars	NED	19 APR 1991	9	70.86	
14	KIISKILÄ Jani	FIN	28 DEC 1989	1	70.34	
15	SAARI Tuomas	FIN	17 MAR 1989	12	69.38	
16	KOOREP Ranno	EST	24 JAN 1990	4	69.15	
17	SAMAC Vedran	SRB	22 JAN 1990	10	68.12	
18	BRUNS Ansis	LAT	15 JAN 1989	11	66.99	
19	KIRT Magnus	EST	10 APR 1990	9	66.32	SB
20	URIZ Manuel	ESP	15 MAR 1989	3	66.21	
21	TANRIVERDI Aykut	TUR	2 JUN 1989	5	64.40	
22	CRAESCU Alexandru	ROU	10 FEB 1989	1	64.11	
	VADLEJCH Jakub	CZE	10 OCT 1990	3	NM	

INTERNET Service: www.european-athletics.org

Timing, Measurement & Data Service by  OMEGA

printed at THU 14 JUL 2011 20:48

Page 22 of 38

Results

Qualification (cont.)

Qualification		1	2	3
1	RÖHLER Thomas	78.08		
2	WÖSCHLER Till	75.24	77.72	
3	AVAN Fatih	76.93		
4	GRZESZCZUK Lukasz	72.16	x	76.84
5	AMB Kim	73.18	76.71	
6	TARABIN Dmitry	74.11	76.48	
7	SZALECKI Krzysztof	75.69	-	-
8	PLENER Marcin	67.57	70.68	73.40
9	KOSYNSKY Dmytro	71.55	69.74	73.30
10	ŽUNIC Stipe	70.44	71.72	70.34
11	LAANMÄE Tanel	71.35	70.91	x
12	LEHTOLA Sampo	69.93	71.08	71.15
13	TIMMERMAN Lars	66.47	70.86	68.47
14	KIISKILÄ Jani	65.11	70.34	69.32
15	SAARI Tuomas	x	67.71	69.38
16	KOOREP Ranno	67.29	69.15	x
17	SAMAC Vedran	68.12	68.07	x
18	BRUNS Ansis	66.99	x	x
19	KIRT Magnus	66.32	x	64.14
20	URIZ Manuel	66.21	64.21	x
21	TANRIVERDI Aykut	64.40	x	x
22	CRAESCU Alexandru	x	64.11	x
	VADLEJCH Jakub	x	x	x

Javelin Men

Qualification Group A

Start Time: 15:30

Rank	Name	Nat	Date of Birth	Order	Result
1	WÖSCHLER Till	GER	9 JUN 1991	4	77.72 Q
2	AVAN Fatih	TUR	1 JAN 1989	5	76.93 Q
3	GRZESZCZUK Lukasz	POL	3 MAR 1990	6	76.84 Q
4	AMB Kim	SWE	18 JAN 1990	8	76.71 Q SB
5	SZALECKI Krzysztof	POL	3 FEB 1991	10	75.69 q
6	ŽUNIC Stipe	CRO	13 DEC 1990	7	71.72 q
7	LAANMÄE Tanel	EST	29 SEP 1989	2	71.35 q
8	KIISKILÄ Jani	FIN	28 DEC 1989	1	70.34
9	SAARI Tuomas	FIN	17 MAR 1989	12	69.38
10	BRUNS Ansis	LAT	15 JAN 1989	11	66.99
11	KIRT Magnus	EST	10 APR 1990	9	66.32 SB
12	URIZ Manuel	ESP	15 MAR 1989	3	66.21

		1	2	3
1	WÖSCHLER Till	75.24	77.72	
2	AVAN Fatih	76.93		
3	GRZESZCZUK Lukasz	72.16	x	76.84
4	AMB Kim	73.18	76.71	
5	SZALECKI Krzysztof	75.69	-	-
6	ŽUNIC Stipe	70.44	71.72	70.34
7	LAANMÄE Tanel	71.35	70.91	x
8	KIISKILÄ Jani	65.11	70.34	69.32
9	SAARI Tuomas	x	67.71	69.38
10	BRUNS Ansis	66.99	x	x
11	KIRT Magnus	66.32	x	64.14
12	URIZ Manuel	66.21	64.21	x

Results

Javelin Men

Qualification Group B

Start Time: 16:40

Rank	Name	Nat	Date of Birth	Order	Result
1	RÖHLER Thomas	GER	30 SEP 1991	2	78.08 Q PB
2	TARABIN Dmitry	RUS	22 OCT 1991	8	76.48 Q
3	PLENER Marcin	POL	22 AUG 1990	11	73.40 q
4	KOSYNSKY Dmytro	UKR	31 MAR 1989	6	73.30 q
5	LEHTOLA Sampo	FIN	10 MAY 1989	7	71.15 q
6	TIMMERMAN Lars	NED	19 APR 1991	9	70.86
7	KOOREP Ranno	EST	24 JAN 1990	4	69.15
8	SAMAC Vedran	SRB	22 JAN 1990	10	68.12
9	TANRIVERDI Aykut	TUR	2 JUN 1989	5	64.40
10	CRAESCU Alexandru	ROU	10 FEB 1989	1	64.11
	VADLEJCH Jakub	CZE	10 OCT 1990	3	NM

	1	2	3
1	RÖHLER Thomas 78.08		
2	TARABIN Dmitry 74.11	76.48	
3	PLENER Marcin 67.57	70.68	73.40
4	KOSYNSKY Dmytro 71.55	69.74	73.30
5	LEHTOLA Sampo 69.93	71.08	71.15
6	TIMMERMAN Lars 66.47	70.86	68.47
7	KOOREP Ranno 67.29	69.15	x
8	SAMAC Vedran 68.12	68.07	x
9	TANRIVERDI Aykut 64.40	x	x
10	CRAESCU Alexandru x	64.11	x
	VADLEJCH Jakub x	x	x

Qualified: qualifying perf. 76.00 (Q) or 12 best performers (q) to the advance to the Final


100m Women

Round 1

Start Time: 10:20

Rank	Name	Nat	Date of Birth	Lane	Result
1	OGRAZEANU Andreea	ROU	24 MAR 1990	4	11.55 Q
2	KIELBASINSKA Anna	POL	26 JUN 1990	6	11.58 Q
3	GAYDU Émilie	FRA	5 FEB 1989	3	11.60 Q
3	PIZHANKOVA Darya	UKR	9 JAN 1990	4	11.60 Q
5	GÜNTHER Leena	GER	16 APR 1991	5	11.64 Q
6	AKINYEMI Folake	NOR	31 MAR 1990	6	11.67 Q SB
7	SAINT-MARC Jessie	FRA	16 JUL 1991	3	11.68 Q
8	VASELL Kadene	NED	29 JAN 1989	4	11.72 Q
9	HAGEN Anouk	NED	30 APR 1990	6	11.77 Q
10	FILATOVA Yekaterina	RUS	11 AUG 1989	2	11.78 Q SB
11	DRAISCI Ilenia	ITA	13 JUL 1989	5	11.78 q
12	PANTELEYEVA Marina	RUS	16 MAY 1989	4	11.80 Q
13	PYATACHENKO Viktoriya	UKR	7 MAY 1989	3	11.81 Q
14	FURUNDARENA Alazne	ESP	19 SEP 1989	7	11.85 q
15	PAPAIOANNOU Ramona	CYP	15 JUN 1989	7	11.86 q
16	KOLDEJ Malgorzata	POL	12 NOV 1990	2	11.87 q SB
17	WHELAN Niamh	IRL	26 JUL 1990	3	11.89
18	SUCHOWIECKA Paula	POL	9 MAY 1989	7	11.94
19	YARUSHKINA Viktoriya	RUS	4 APR 1991	5	11.94
20	OMBISSA Oriann	FRA	26 MAY 1991	6	12.02
21	GARCÍA Estela	ESP	20 MAR 1989	2	12.03
22	GÁTOU María	GRE	16 AUG 1989	5	12.06
23	URBÁNKOVÁ Petra	CZE	26 OCT 1991	7	12.08
24	BORG Diane	MLT	12 SEP 1990	8	12.11
25	ROZMAN Ivana	MKD	14 JUL 1989	2	12.57

INTERNET Service: www.european-athletics.org

Timing, Measurement & Data Service by  OMEGA

printed at THU 14 JUL 2011 20:48

Page 24 of 38

Results

100m Women

Round 1 Heat 1/4

Start Time: 10:20

Wind: -0.6 m/s

Rank	Name	Nat	Date of Birth	Lane	Reaction time	Result
1	OGRAZEANU Andreea	ROU	24 MAR 1990	4	0.224	11.55 Q
2	SAINT-MARC Jessie	FRA	16 JUL 1991	3	0.197	11.68 Q
3	HAGEN Anouk	NED	30 APR 1990	6	0.144	11.77 Q
4	SUCHOWIECKA Paula	POL	9 MAY 1989	7	0.217	11.94
5	YARUSHKINA Viktoriya	RUS	4 APR 1991	5	0.192	11.94
6	BORG Diane	MLT	12 SEP 1990	8	0.174	12.11
7	ROZMAN Ivana	MKD	14 JUL 1989	2	0.168	12.57

100m Women

Round 1 Heat 2/4

Start Time: 10:26

Wind: -1.0 m/s

Rank	Name	Nat	Date of Birth	Lane	Reaction time	Result
1	GÜNTHER Leena	GER	16 APR 1991	5	0.170	11.64 Q
2	PANTELEYEVA Marina	RUS	16 MAY 1989	4	0.190	11.80 Q
3	PYATACHENKO Viktoriya	UKR	7 MAY 1989	3	0.181	11.81 Q
4	OMBISSA Oriann	FRA	26 MAY 1991	6	0.157	12.02
5	GARCÍA Estela	ESP	20 MAR 1989	2	0.216	12.03
6	URBÁNKOVÁ Petra	CZE	26 OCT 1991	7	0.190	12.08

100m Women

Round 1 Heat 3/4

Start Time: 10:32

Wind: -0.3 m/s

Rank	Name	Nat	Date of Birth	Lane	Reaction time	Result
1	GAYDU Émilie	FRA	5 FEB 1989	3	0.197	11.60 Q
2	AKINYEMI Folake	NOR	31 MAR 1990	6	0.161	11.67 Q SB
3	VASELL Kadene	NED	29 JAN 1989	4	0.188	11.72 Q
4	FURUNDARENA Alazne	ESP	19 SEP 1989	7	0.190	11.85 q
5	KOLDEJ Malgorzata	POL	12 NOV 1990	2	0.211	11.87 q SB
6	GÁTOU María	GRE	16 AUG 1989	5	0.228	12.06

100m Women

Round 1 Heat 4/4

Start Time: 10:38

Wind: -1.1 m/s

Rank	Name	Nat	Date of Birth	Lane	Reaction time	Result
1	KIELBASINSKA Anna	POL	26 JUN 1990	6	0.172	11.58 Q
2	PIZHANKOVA Darya	UKR	9 JAN 1990	4	0.238	11.60 Q
3	FILATOVA Yekaterina	RUS	11 AUG 1989	2	0.177	11.78 Q SB
4	DRAISCI Ilenia	ITA	13 JUL 1989	5	0.154	11.78 q
5	PAPAIOANNOU Ramona	CYP	15 JUN 1989	7	0.194	11.86 q
6	WHELAN Niamh	IRL	26 JUL 1990	3	0.154	11.89

Qualified: First 3 in each heat (Q) and 4 best performers (q) advance to the Semifinals

Results

100m Women

Semifinal

Start Time: 17:25

Rank	Name	Nat	Date of Birth	Lane	Result
1	PIZHANKOVA Darya	UKR	9 JAN 1990	3	11.48 Q
2	OGRAZEANU Andreea	ROU	24 MAR 1990	4	11.49 Q
3	GÜNTHER Leena	GER	16 APR 1991	6	11.58 Q
4	KIELBASINSKA Anna	POL	26 JUN 1990	6	11.66 Q
5	FILATOVA Yekaterina	RUS	11 AUG 1989	8	11.71 q SB
6	PYATACHENKO Viktoriya	UKR	7 MAY 1989	7	11.73 Q
7	GAYDU Émilie	FRA	5 FEB 1989	5	11.74 Q
8	SAINT-MARC Jessie	FRA	16 JUL 1991	5	11.75 q
9	PANTELEYEVA Marina	RUS	16 MAY 1989	3	11.75
10	AKINYEMI Folake	NOR	31 MAR 1990	4	11.77
11	DRAISCI Ilenia	ITA	13 JUL 1989	1	11.79
12	VASELL Kadene	NED	29 JAN 1989	7	11.89
13	PAPAIOANNOU Ramona	CYP	15 JUN 1989	2	11.94
14	KOLDEJ Malgorzata	POL	12 NOV 1990	2	11.97
15	FURUNDARENA Alazne	ESP	19 SEP 1989	1	11.99
16	HAGEN Anouk	NED	30 APR 1990	8	12.03

100m Women

Semifinal 1/2

Start Time: 17:25

Wind: -0.7 m/s

Rank	Name	Nat	Date of Birth	Lane	Reaction time	Result
1	KIELBASINSKA Anna	POL	26 JUN 1990	6	0.191	11.66 Q
2	PYATACHENKO Viktoriya	UKR	7 MAY 1989	7	0.184	11.73 Q
3	GAYDU Émilie	FRA	5 FEB 1989	5	0.214	11.74 Q
4	PANTELEYEVA Marina	RUS	16 MAY 1989	3	0.197	11.75
5	AKINYEMI Folake	NOR	31 MAR 1990	4	0.203	11.77
6	PAPAIOANNOU Ramona	CYP	15 JUN 1989	2	0.194	11.94
7	FURUNDARENA Alazne	ESP	19 SEP 1989	1	0.193	11.99
8	HAGEN Anouk	NED	30 APR 1990	8	0.213	12.03

100m Women

Semifinal 2/2

Start Time: 17:32

Wind: -0.7 m/s

Rank	Name	Nat	Date of Birth	Lane	Reaction time	Result
1	PIZHANKOVA Darya	UKR	9 JAN 1990	3	0.158	11.48 Q
2	OGRAZEANU Andreea	ROU	24 MAR 1990	4	0.219	11.49 Q
3	GÜNTHER Leena	GER	16 APR 1991	6	0.182	11.58 Q
4	FILATOVA Yekaterina	RUS	11 AUG 1989	8	0.173	11.71 q SB
5	SAINT-MARC Jessie	FRA	16 JUL 1991	5	0.178	11.75 q
6	DRAISCI Ilenia	ITA	13 JUL 1989	1	0.163	11.79
7	VASELL Kadene	NED	29 JAN 1989	7	0.195	11.89
8	KOLDEJ Malgorzata	POL	12 NOV 1990	2	0.191	11.97

Qualified: First 3 in each heat (Q) and 2 best performers (q) advance to the Final

Results

400m Women

Round 1

Start Time: 18:45

Rank	Name	Nat	Date of Birth	Lane	Result
1	TOPILSKAYA Olga	RUS	4 OCT 1990	4	51.89 Q
2	TEREKHOVA Yuliya	RUS	20 FEB 1990	3	52.69 Q
3	SCHMIDT Lena	GER	4 AUG 1989	5	52.75 Q
4	LOHVYNNENKO Alina	UKR	18 JUL 1990	3	53.06 Q
5	GAYOT Marie	FRA	18 DEC 1989	3	53.08 Q PB
6	REDIF Meliz	TUR	26 MAR 1989	5	53.11 Q
7	DOPHEIDE Marit	NED	28 DEC 1990	5	53.44 q
8	KLOSTER Line	NOR	27 FEB 1990	4	53.51 q
9	DIARRA Elea Mariama	FRA	8 MAR 1990	2	53.99 PB
10	BARALEY Yuliya	UKR	25 APR 1990	6	54.00
11	DAUWENS Axelle	BEL	1 DEC 1990	4	54.01
12	GUEI Floria	FRA	2 MAY 1990	6	54.09
13	PLYASHECHUK Kateryna	UKR	8 DEC 1990	6	54.14
14	REBERNIK Liona	SLO	28 NOV 1991	8	54.15
15	CALCAGNO Clelia	ITA	1991	7	54.18
15	MAGNUSSON Josefin	SWE	22 SEP 1989	7	54.18
17	METODIEVA Violeta	BUL	17 JUL 1990	8	54.26
18	BAUMGART Iga	POL	11 APR 1989	1	54.53
19	HAUGE Benedicte	NOR	19 JAN 1989	8	54.71 SB
20	NUNES Cátia	POR	6 APR 1990	7	55.13
21	MANKO Viktoriya	BLR	16 DEC 1989	2	55.18
22	STUKOVA Alexandra	SVK	2 JUL 1990	2	55.36
23	LANDEN Shani	ISR	12 SEP 1991	1	57.19

400m Women

Round 1 Heat 1/3

Start Time: 18:45

Rank	Name	Nat	Date of Birth	Lane	Reaction time	Result
1	SCHMIDT Lena	GER	4 AUG 1989	5	0.227	52.75 Q
2	GAYOT Marie	FRA	18 DEC 1989	3	0.215	53.08 Q PB
3	BARALEY Yuliya	UKR	25 APR 1990	6	0.240	54.00
4	DAUWENS Axelle	BEL	1 DEC 1990	4	0.228	54.01
5	MAGNUSSON Josefin	SWE	22 SEP 1989	7	0.245	54.18
6	BAUMGART Iga	POL	11 APR 1989	1	0.274	54.53
7	HAUGE Benedicte	NOR	19 JAN 1989	8	0.192	54.71 SB
8	STUKOVA Alexandra	SVK	2 JUL 1990	2	0.196	55.36

400m Women

Round 1 Heat 2/3

Start Time: 18:52

Rank	Name	Nat	Date of Birth	Lane	Reaction time	Result
1	TOPILSKAYA Olga	RUS	4 OCT 1990	4	0.189	51.89 Q
2	LOHVYNNENKO Alina	UKR	18 JUL 1990	3	0.201	53.06 Q
3	DOPHEIDE Marit	NED	28 DEC 1990	5	0.152	53.44 q
4	GUEI Floria	FRA	2 MAY 1990	6	0.220	54.09
5	REBERNIK Liona	SLO	28 NOV 1991	8	0.195	54.15
6	CALCAGNO Clelia	ITA	1991	7	0.246	54.18
7	MANKO Viktoriya	BLR	16 DEC 1989	2	0.242	55.18

Results

400m Women

Round 1 Heat 3/3

Start Time: 18:59

Rank	Name	Nat	Date of Birth	Lane	Reaction time	Result
1	TEREKHOVA Yuliya	RUS	20 FEB 1990	3	0.265	52.69 Q
2	REDIF Meliz	TUR	26 MAR 1989	5	0.273	53.11 Q
3	KLOSTER Line	NOR	27 FEB 1990	4	0.165	53.51 q
4	DIARRA Elea Mariama	FRA	8 MAR 1990	2	0.254	53.99 PB
5	PLYASHECHUK Kateryna	UKR	8 DEC 1990	6	0.279	54.14
6	METODIEVA Violeta	BUL	17 JUL 1990	8	0.212	54.26
7	NUNES Cátia	POR	6 APR 1990	7	0.242	55.13
8	LANDEN Shani	ISR	12 SEP 1991	1	0.458	57.19

Qualified: First 2 in each heat (Q) and 2 best performers (q) advance to the Final

800m Women

Round 1

Start Time: 16:35

Rank	Name	Nat	Date of Birth	Lane	Result
1	LAVRIC Mirela	ROU	17 FEB 1991	4	2:04.00 Q
2	BRONIATOWSKA Katarzyna	POL	22 FEB 1990	7	2:04.45 Q
3	AYDIN Merve	TUR	17 MAR 1990	6	2:04.48 Q
4	SHARP Lynsey	GBR	11 JUL 1990	4	2:04.58 Q
5	ARZHAKOVA Yelena	RUS	8 SEP 1989	6	2:04.62 Q
6	BULANOVA Alexandra	RUS	10 JUN 1989	5	2:04.72 Q
7	BÜCHEL Selina	SUI	26 JUL 1991	2	2:04.85 q PB
8	KESSELRING Anne	GER	4 DEC 1989	5	2:04.90 q
9	PILIUSINA Natalija	LTU	22 OCT 1990	3	2:05.56
10	JÓZWIK Joanna	POL	30 JAN 1991	3	2:06.07
11	FLIS Monika	POL	18 MAY 1989	8	2:06.10
12	THEODORAKOPOÚLOU Eléni	GRE	3 JUL 1989	7	2:07.04
13	NUNU Mihaela	ROU	10 MAY 1989	8	2:07.49
14	BIBIK Olha	UKR	5 FEB 1990	2	2:08.92

800m Women

Round 1 Heat 1/2

Start Time: 16:35

Rank	Name	Nat	Date of Birth	Lane	Result
1	AYDIN Merve	TUR	17 MAR 1990	6	2:04.48 Q
2	SHARP Lynsey	GBR	11 JUL 1990	4	2:04.58 Q
3	BULANOVA Alexandra	RUS	10 JUN 1989	5	2:04.72 Q
4	BÜCHEL Selina	SUI	26 JUL 1991	2	2:04.85 q PB
5	JÓZWIK Joanna	POL	30 JAN 1991	3	2:06.07
6	THEODORAKOPOÚLOU Eléni	GRE	3 JUL 1989	7	2:07.04
7	NUNU Mihaela	ROU	10 MAY 1989	8	2:07.49

Intermediate times: 400m 1:03.53 SHARP Lynsey (GBR)
600m 1:34.90 BULANOVA Alexandra (RUS)

Results

800m Women

Round 1 Heat 2/2

Start Time: 16:43

Rank	Name	Nat	Date of Birth	Lane	Result
1	LAVRIC Mirela	ROU	17 FEB 1991	4	2:04.00 Q
2	BRONIATOWSKA Katarzyna	POL	22 FEB 1990	7	2:04.45 Q
3	ARZHAKOVA Yelena	RUS	8 SEP 1989	6	2:04.62 Q
4	KESSELRING Anne	GER	4 DEC 1989	5	2:04.90 q
5	PILIUSINA Natalija	LTU	22 OCT 1990	3	2:05.56
6	FLIS Monika	POL	18 MAY 1989	8	2:06.10
7	BIBIK Olha	UKR	5 FEB 1990	2	2:08.92

Intermediate times: 400m 1:03.29 BIBIK Olha (UKR)
600m 1:34.41 LAVRIC Mirela (ROU)

Qualified: First 3 in each heat (Q) and 2 best performers (q) advance to the Final

3000m Steeplechase Women

Round 1

Start Time: 10:50

Rank	Name	Nat	Date of Birth	Order	Result
1	KRCHOVÁ Eva	CZE	10 SEP 1989	11	9:55.99 Q PB
2	GRØVDAL Karoline Bjerkeli	NOR	14 JUN 1990	5	9:56.23 Q
3	SUSSMANN Jana	GER	12 OCT 1990	6	9:56.84 Q
4	MARTINELLI Giulia	ITA	16 JUN 1991	10	9:56.90 Q
5	SHATALOVA Mariya	UKR	3 MAR 1989	7	9:56.91 q
6	MINGIR Gülcen	TUR	21 MAY 1989	10	10:01.18 Q
7	SZLEZAK Matylda	POL	11 JAN 1989	8	10:03.00 Q
8	MCCOLGAN Eilish	GBR	25 NOV 1990	3	10:03.19 Q
9	TRESCH Martina	SUI	10 JUN 1989	6	10:05.60 Q
10	JELIZAROVA Polina	LAT	1 MAY 1989	5	10:10.50 q
11	SEKANOVA Lucie	CZE	5 AUG 1989	11	10:12.29 q
12	KAYA Ozlem	TUR	20 APR 1990	7	10:15.94 q
13	BODINSON Klara	SWE	11 JUN 1990	4	10:17.71
14	BEHNKE Antonina	POL	13 JUN 1989	1	10:22.88
15	TOBAL Estefania	ESP	9 MAY 1991	2	10:26.11
16	POLUPAN Tamara	UKR	16 JAN 1990	4	10:28.22 PB
17	SCHLUMPF Fabienne	SUI	17 NOV 1990	8	10:31.10
18	ERIKSSON Sandra	FIN	4 JUN 1989	9	10:33.76
19	LISOWSKA Aleksandra	POL	12 DEC 1991	3	10:34.06
20	ROFFINO Valeria	ITA	9 APR 1990	9	10:37.51
21	DANCI Liliana	ROU	1990	1	10:48.73
22	KARABULUT Elif	TUR	8 AUG 1991	2	10:53.93

3000m Steeplechase Women


Round 1 Heat 1/2

Start Time: 10:50

Rank	Name	Nat	Date of Birth	Order	Result
1	KRCHOVÁ Eva	CZE	10 SEP 1989	11	9:55.99 Q PB
2	GRØVDAL Karoline Bjerkeli	NOR	14 JUN 1990	5	9:56.23 Q
3	SUSSMANN Jana	GER	12 OCT 1990	6	9:56.84 Q
4	MARTINELLI Giulia	ITA	16 JUN 1991	10	9:56.90 Q
5	SHATALOVA Mariya	UKR	3 MAR 1989	7	9:56.91 q
6	BODINSON Klara	SWE	11 JUN 1990	4	10:17.71
7	SCHLUMPF Fabienne	SUI	17 NOV 1990	8	10:31.10
8	ERIKSSON Sandra	FIN	4 JUN 1989	9	10:33.76
9	LISOWSKA Aleksandra	POL	12 DEC 1991	3	10:34.06
10	DANCI Liliana	ROU	1990	1	10:48.73
11	KARABULUT Elif	TUR	8 AUG 1991	2	10:53.93

Intermediate times: 1000m 3:16.60 GRØVDAL Karoline Bjerkeli (NOR)
2000m 6:36.51 GRØVDAL Karoline Bjerkeli (NOR)

INTERNET Service: www.european-athletics.org

Timing, Measurement & Data Service by  OMEGA

Results

3000m Steeplechase Women

Round 1 Heat 2/2

Start Time: 11:06

Rank	Name	Nat	Date of Birth	Order	Result	
1	MINGIR Gülcan	TUR	21 MAY 1989	10	10:01.18	Q
2	SZLEZAK Matylda	POL	11 JAN 1989	8	10:03.00	Q
3	MCCOLGAN Eilish	GBR	25 NOV 1990	3	10:03.19	Q
4	TRESCH Martina	SUI	10 JUN 1989	6	10:05.60	Q
5	JELIZAROVA Polina	LAT	1 MAY 1989	5	10:10.50	q
6	SEKANOVA Lucie	CZE	5 AUG 1989	11	10:12.29	q
7	KAYA Ozlem	TUR	20 APR 1990	7	10:15.94	q
8	BEHNKE Antonina	POL	13 JUN 1989	1	10:22.88	
9	TOBAL Estefanía	ESP	9 MAY 1991	2	10:26.11	
10	POLUPAN Tamara	UKR	16 JAN 1990	4	10:28.22	PB
11	ROFFINO Valeria	ITA	9 APR 1990	9	10:37.51	

Intermediate times: 1000m 3:22.80 MCCOLGAN Eilish (GBR)
2000m 6:46.63 TRESCH Martina (SUI)

Qualified: First 4 in each heat (Q) and 4 best performers (q) advance to the Final

400m Hurdles Women

Round 1

Start Time: 11:30

Rank	Name	Nat	Date of Birth	Lane	Result	
1	TITIMETS Hanna	UKR	5 MAR 1989	4	56.22	Q
2	BARBOSA Vera	POR	13 JAN 1989	5	56.70	Q PB
3	KOSCIELNIAK Marzena	POL	28 DEC 1989	3	57.20	q SB
4	BESLEY Meghan	GBR	15 NOV 1989	6	57.38	Q
5	YAROSHCHUK Anna	UKR	24 NOV 1989	3	57.74	Q
6	ARRIETA Valentine	SUI	29 APR 1990	6	57.95	q
7	BARR Jessie	IRL	24 JUL 1989	5	58.01	Q
8	ZNAMENSKAYA Valeriya	RUS	25 MAR 1990	4	58.40	
9	ANDRIC Mila	SRB	1 MAR 1990	2	58.65	SB
10	RAUKUC Anna	GER	7 JAN 1990	3	58.66	
11	KLOPSCHE Christiane	GER	21 AUG 1990	6	58.72	Q
12	IONESCU Andreea	ROU	10 MAR 1990	7	59.51	
13	DORFER Raffaella	AUT	21 JUN 1991	7	1:00.15	
14	JEAN-FRANCOIS Karen	FRA	25 JAN 1990	2	1:00.71	
15	LAITINEN Anniina	FIN	18 NOV 1989	2	1:00.98	
16	LINKIEWICZ Joanna	POL	2 MAY 1990	4	1:01.24	
17	VELVERE Liga	LAT	10 FEB 1990	5	1:01.45	
18	SHEEHAN Kalyn	IRL	20 NOV 1989	7	1:03.46	

400m Hurdles Women

Round 1 Heat 1/3

Start Time: 11:30

Rank	Name	Nat	Date of Birth	Lane	Reaction time	Result	
1	TITIMETS Hanna	UKR	5 MAR 1989	4	0.281	56.22	Q
2	BARBOSA Vera	POR	13 JAN 1989	5	0.325	56.70	Q PB
3	KOSCIELNIAK Marzena	POL	28 DEC 1989	3	0.234	57.20	q SB
4	ARRIETA Valentine	SUI	29 APR 1990	6	0.168	57.95	q
5	ANDRIC Mila	SRB	1 MAR 1990	2	0.202	58.65	SB
6	DORFER Raffaella	AUT	21 JUN 1991	7	0.219	1:00.15	

Results

400m Hurdles Women

Round 1 Heat 2/3

Start Time: 11:37

Rank	Name	Nat	Date of Birth	Lane	Reaction time	Result
1	BEESLEY Meghan	GBR	15 NOV 1989	6	0.201	57.38 Q
2	BARR Jessie	IRL	24 JUL 1989	5	0.265	58.01 Q
3	ZNAMENSKAYA Valeriya	RUS	25 MAR 1990	4	0.325	58.40
4	RAUKUC Anna	GER	7 JAN 1990	3	0.184	58.66
5	IONESCU Andreea	ROU	10 MAR 1990	7	0.251	59.51
6	JEAN-FRANCOIS Karen	FRA	25 JAN 1990	2	0.208	1:00.71

400m Hurdles Women

Round 1 Heat 3/3

Start Time: 11:44

Rank	Name	Nat	Date of Birth	Lane	Reaction time	Result
1	YAROSHCHUK Anna	UKR	24 NOV 1989	3	0.221	57.74 Q
2	KLOPSCH Christiane	GER	21 AUG 1990	6	0.236	58.72 Q
3	LAITINEN Anniina	FIN	18 NOV 1989	2	0.256	1:00.98
4	LINKIEWICZ Joanna	POL	2 MAY 1990	4	0.204	1:01.24
5	VELVERE Liga	LAT	10 FEB 1990	5	0.198	1:01.45
6	SHEEHAN Kalyln	IRL	20 NOV 1989	7	0.236	1:03.46

Qualified: First 2 in each heat (Q) and 2 best performers (q) advance to the Final


High Jump Women

Qualification

Start Time: 10:15

Rank	Name	Nat	Date of Birth	Order	Result
1	AYHAN Burcu	TUR	3 MAY 1990	1	1.84 q
1	OGRODNIK Magdalena	POL	25 JUL 1989	8	1.84 q
1	OKUNEVA Oksana	UKR	14 MAR 1990	1	1.84 q
1	PETRE Esthera	ROU	13 MAY 1990	4	1.84 q
1	SHORSTOVA Anna	RUS	10 APR 1989	2	1.84 q
6	ANGELSEN Tonje	NOR	17 JAN 1990	5	1.84 q
6	VAN HESSCHE Hanne	BEL	5 JUL 1991	4	1.84 q SB
8	KOSTROVA Yuliya	RUS	20 AUG 1991	10	1.84 q
9	ŠIMIC Ana	CRO	5 MAY 1990	5	1.84 q
10	MATTILA Maiju	FIN	12 JAN 1989	3	1.84 q SB
11	JUNGFLEISCH Marie-Laurence	GER	7 OCT 1990	6	1.84 q
12	SMOLANDER Elina	FIN	11 OCT 1989	10	1.82 q PB
13	DRONSFIELD Victoria	SWE	6 JUN 1991	7	1.82 =PB
14	VITOBELLO Chiara	ITA	21 OCT 1991	8	1.82
15	NESTSIARCHUK Maryia	BLR	14 AUG 1989	7	1.80
16	BJÖRKLUND Ellen	SWE	24 JAN 1990	6	1.80 =SB
17	DEMIREVA Mirela	BUL	28 SEP 1989	9	1.80
18	EGARTER Lisa	AUT	1 MAY 1991	9	1.80
19	MÖGENBURG Katarina	NOR	16 JUN 1991	3	1.77
19	NOORMAN Sietske	NED	16 JUL 1991	2	1.77

INTERNET Service: www.european-athletics.org

Timing, Measurement & Data Service by  OMEGA

printed at THU 14 JUL 2011 20:48

Page 31 of 38

Results

Qualification (cont.)

Qualification		1.69	1.73	1.77	1.80	1.82	1.84
1	AYHAN Burcu	-	-	o	o	o	o
1	OGRODNIK Magdalena	-	o	o	o	o	o
1	OKUNEVA Oksana	-	-	-	o	o	o
1	PETRE Esthera	-	-	o	o	o	o
1	SHORSTOVA Anna	-	o	o	o	o	o
6	ANGELSEN Tonje	-	-	o	-	xo	o
6	VAN HESSCHE Hanne	-	o	o	-	xo	o
8	KOSTROVA Yuliya	o	o	xo	o	xo	o
9	ŠIMIC Ana	-	-	xo	o	o	xo
10	MATTILA Maiju	-	-	o	o	xxo	xo
11	JUNGFLEISCH M	-	o	o	xo	o	xxo
12	SMOLANDER Elina	o	o	xo	xxo	o	xxx
13	DRONSFIELD V	o	o	o	xxo	xo	xxx
14	VITOBELLO Chiara	o	o	o	o	xxo	xxx
15	NESTSIARCHUK M	-	o	o	xo	xxx	
16	BJÖRKLUND Ellen	o	o	xo	xo	xxx	
17	DEMIREVA Mirela	o	o	xxo	xo	xxx	
18	EGARTER Lisa	o	xo	o	xxo	xxx	
19	MÖGENBURG Katarina	o	o	o	xxx		
19	NOORMAN Sietske	o	o	o	xxx		

High Jump Women

Qualification Group A

Start Time: 10:15

Rank	Name	Nat	Date of Birth	Order	Result
1	OKUNEVA Oksana	UKR	14 MAR 1990	1	1.84 q
1	PETRE Esthera	ROU	13 MAY 1990	4	1.84 q
1	SHORSTOVA Anna	RUS	10 APR 1989	2	1.84 q
4	ŠIMIC Ana	CRO	5 MAY 1990	5	1.84 q
5	SMOLANDER Elina	FIN	11 OCT 1989	10	1.82 q PB
6	VITOBELLO Chiara	ITA	21 OCT 1991	8	1.82
7	NESTSIARCHUK Maryia	BLR	14 AUG 1989	7	1.80
8	BJÖRKLUND Ellen	SWE	24 JAN 1990	6	1.80 =SB
9	EGARTER Lisa	AUT	1 MAY 1991	9	1.80
10	MÖGENBURG Katarina	NOR	16 JUN 1991	3	1.77

		1.69	1.73	1.77	1.80	1.82	1.84
1	OKUNEVA Oksana	-	-	-	o	o	o
1	PETRE Esthera	-	-	o	o	o	o
1	SHORSTOVA Anna	-	o	o	o	o	o
4	ŠIMIC Ana	-	-	xo	o	o	xo
5	SMOLANDER Elina	o	o	xo	xxo	o	xxx
6	VITOBELLO Chiara	o	o	o	o	xxo	xxx
7	NESTSIARCHUK M	-	o	o	xo	xxx	
8	BJÖRKLUND Ellen	o	o	xo	xo	xxx	
9	EGARTER Lisa	o	xo	o	xxo	xxx	
10	MÖGENBURG Katarina	o	o	o	xxx		


High Jump Women

Qualification Group B

Start Time: 10:15

Rank	Name	Nat	Date of Birth	Order	Result
1	AYHAN Burcu	TUR	3 MAY 1990	1	1.84 q
1	OGRODNIK Magdalena	POL	25 JUL 1989	8	1.84 q
3	ANGELSEN Tonje	NOR	17 JAN 1990	5	1.84 q
3	VAN HESSCHE Hanne	BEL	5 JUL 1991	4	1.84 q SB
5	KOSTROVA Yuliya	RUS	20 AUG 1991	10	1.84 q
6	MATTILA Maiju	FIN	12 JAN 1989	3	1.84 q SB
7	JUNGFLEISCH Marie-Laurence	GER	7 OCT 1990	6	1.84 q
8	DRONSFIELD Victoria	SWE	6 JUN 1991	7	1.82 =PB
9	DEMIREVA Mirela	BUL	28 SEP 1989	9	1.80
10	NOORMAN Sietske	NED	16 JUL 1991	2	1.77

INTERNET Service: www.european-athletics.org

Timing, Measurement & Data Service by  OMEGA

printed at THU 14 JUL 2011 20:48

Page 32 of 38

Results

Qualification Group B (cont.)

Qualification Group B		1.69	1.73	1.77	1.80	1.82	1.84
1	AYHAN Burcu	-	-	o	o	o	o
1	OGRODNIK Magdalena	-	o	o	o	o	o
3	ANGELSEN Tonje	-	-	o	-	xo	o
3	VAN HESSCHE Hanne	-	o	o	o	xo	o
5	KOSTROVA Yuliya	o	o	xo	o	xo	o
6	MATTILA Maiju	-	o	o	o	xxo	xo
7	JUNGFLEISCH M	-	o	o	o	o	xxo
8	DRONSFIELD V	o	o	o	xxo	xo	xxx
9	DEMIREVA Mirela	o	o	xxo	xo	xxx	
10	NOORMAN Sietske	o	o	o	xxx		

Qualified: qualifying perf. 1.86 (Q) or 12 best performers (q) to the advance to the Final

Triple Jump Women


Qualification

Start Time: 18:40

Rank	Name	Nat	Date of Birth	Order	Result
1	PAPAHRISTOU Paraskeví	GRE	17 APR 1989	3	14.28 Q
2	TOMA Carmen	ROU	28 MAR 1989	2	13.92 Q
3	KNYAZHEVA Hanna	UKR	25 SEP 1989	1	13.54 q
4	ELBE Jenny	GER	18 APR 1990	10	13.54 q
5	D'ELICIO Eleonora	ITA	28 MAY 1989	7	13.41 q
6	AZPEITIA Maitane	ESP	1 MAR 1989	1	13.39 q SB
7	BIELAWSKA Martyna	POL	15 NOV 1990	8	13.35 q
8	DENYAYEVA Svetlana	RUS	1 APR 1991	11	13.27 q
9	JAGACIAK Anna	POL	10 FEB 1990	5	13.23 q
10	GIERISCH Kristin	GER	20 AUG 1990	4	13.23 q
11	GRIVA Mara	LAT	4 AUG 1989	9	13.05 q
12	NOSOVA Jana	LTU	25 AUG 1990	4	13.04 q SB
13	LINDGREN Essi	FIN	10 APR 1990	11	12.99
14	NERVILUS Marquilu	FRA	6 APR 1989	6	12.95
15	PETKOVA Antoaneta	BUL	23 NOV 1989	7	12.91
16	FRØYSEDAL Inger Anne	NOR	25 APR 1989	10	12.82
17	BOATENG Mathilde	FRA	24 JUL 1989	2	12.80
18	FRANKE-BJÖRKMAN Kristin	SWE	15 JUL 1991	3	12.71
19	VASKOUSKAYA Iryna	BLR	2 APR 1991	5	12.66
20	GLAVAC Kaja	SLO	21 DEC 1990	6	12.55
21	BEKLARYAN Haykanush	ARM	21 JAN 1989	9	12.46
22	HOFFER Krisztina	HUN	6 AUG 1990	8	12.38
	PACCHETTI Cecilia	ITA	18 MAY 1989	12	NM

	1	2	3
1	PAPAHRISTOU P	14.28 (-0.1)	
2	TOMA Carmen	x (+0.3)	13.92 (+0.1)
3	KNYAZHEVA Hanna	13.54 (+0.1)	13.37 (-0.3) x (+0.1)
4	ELBE Jenny	13.54 (-0.1)	-
5	D'ELICIO Eleonora	13.32 (-1.0)	13.18 (+0.2) 13.41 (+1.1)
6	AZPEITIA Maitane	13.24 (+0.2)	13.39 (-0.2) x (+0.6)
7	BIELAWSKA Martyna	13.21 (-0.3)	13.27 (+0.4) 13.35 (0.0)
8	DENYAYEVA Svetlana	11.58 (-0.9)	12.40 (+0.3) 13.27 (+0.5)
9	JAGACIAK Anna	11.64 (-0.3)	13.19 (+0.7) 13.23 (+0.3)
10	GIERISCH Kristin	13.23 (-0.1)	x (-0.9) -
11	GRIVA Mara	13.05 (-0.7)	12.81 (+0.4) x (+1.0)
12	NOSOVA Jana	12.70 (-0.4)	13.04 (0.0) 12.61 (0.0)
13	LINDGREN Essi	x (-0.6)	x (+0.1) 12.99 (+0.5)
14	NERVILUS Marquilu	x (+0.2)	12.63 (0.0) 12.95 (-0.1)
15	PETKOVA Antoaneta	12.59 (-1.2)	12.84 (+0.7) 12.91 (-0.1)
16	FRØYSEDAL I	12.63 (-0.5)	12.44 (+0.3) 12.82 (+0.6)
17	BOATENG Mathilde	12.76 (+0.1)	12.80 (-0.2) 12.67 (+0.1)
18	FRANKE-BJÖRKMAN K	x (+0.1)	12.71 (0.0) x (-0.1)
19	VASKOUSKAYA Iryna	12.42 (-0.3)	x (-0.7) 12.66 (-0.1)
20	GLAVAC Kaja	12.18 (+0.2)	x (+0.8) 12.55 (+0.5)
21	BEKLARYAN H	x (-0.6)	12.46 (+0.3) 12.34 (+0.1)
22	HOFFER Krisztina	12.32 (-1.1)	12.38 (0.0) x (+0.6)
	PACCHETTI Cecilia	x (-0.4)	x (-0.1) x (+0.4)

INTERNET Service: www.european-athletics.org

Timing, Measurement & Data Service by  OMEGA

printed at THU 14 JUL 2011 20:48

Page 33 of 38

Results

Triple Jump Women

Qualification Group A

Start Time: 18:40

Rank	Name	Nat	Date of Birth	Order	Result
1	PAPAHRISTOU Paraskeví	GRE	17 APR 1989	3	14.28 Q
2	TOMA Carmen	ROU	28 MAR 1989	2	13.92 Q
3	AZPEITIA Maitane	ESP	1 MAR 1989	1	13.39 q SB
4	BIELAWSKA Martyna	POL	15 NOV 1990	8	13.35 q
5	DENYAYEVA Svetlana	RUS	1 APR 1991	11	13.27 q
6	GIERISCH Kristin	GER	20 AUG 1990	4	13.23 q
7	NERVILUS Marquilu	FRA	6 APR 1989	6	12.95
8	PETKOVA Antoaneta	BUL	23 NOV 1989	7	12.91
9	FRØYSEDAL Inger Anne	NOR	25 APR 1989	10	12.82
10	VASKOUSKAYA Iryna	BLR	2 APR 1991	5	12.66
11	BEKLARYAN Haykanush	ARM	21 JAN 1989	9	12.46

	1	2	3
1	PAPAHRISTOU P	14.28 (-0.1)	
2	TOMA Carmen	x (+0.3)	13.54 (-0.5)
3	AZPEITIA Maitane	13.24 (+0.2)	13.39 (-0.2)
4	BIELAWSKA Martyna	13.21 (-0.3)	13.27 (+0.4)
5	DENYAYEVA Svetlana	11.58 (-0.9)	12.40 (+0.3)
6	GIERISCH Kristin	13.23 (-0.1)	x (-0.9)
7	NERVILUS Marquilu	x (+0.2)	12.63 (0.0)
8	PETKOVA Antoaneta	12.59 (-1.2)	12.84 (+0.7)
9	FRØYSEDAL I	12.63 (-0.5)	12.44 (+0.3)
10	VASKOUSKAYA Iryna	12.42 (-0.3)	x (-0.7)
11	BEKLARYAN H	x (-0.6)	12.46 (+0.3)

Triple Jump Women

Qualification Group B

Start Time: 18:40

Rank	Name	Nat	Date of Birth	Order	Result
1	KNYAZHEVA Hanna	UKR	25 SEP 1989	1	13.54 q
2	ELBE Jenny	GER	18 APR 1990	10	13.54 q
3	D'ELICIO Eleonora	ITA	28 MAY 1989	7	13.41 q
4	JAGACIAK Anna	POL	10 FEB 1990	5	13.23 q
5	GRIVA Mara	LAT	4 AUG 1989	9	13.05 q
6	NOSOVA Jana	LTU	25 AUG 1990	4	13.04 q SB
7	LINDGREN Essi	FIN	10 APR 1990	11	12.99
8	BOATENG Mathilde	FRA	24 JUL 1989	2	12.80
9	FRANKE-BJÖRKMAN Kristin	SWE	15 JUL 1991	3	12.71
10	GLAVAC Kaja	SLO	21 DEC 1990	6	12.55
11	HOFFER Krisztina	HUN	6 AUG 1990	8	12.38
	PACCHETTI Cecilia	ITA	18 MAY 1989	12	NM

	1	2	3
1	KNYAZHEVA Hanna	13.54 (+0.1)	13.37 (-0.3)
2	ELBE Jenny	13.54 (-0.1)	-
3	D'ELICIO Eleonora	13.32 (-1.0)	13.18 (+0.2)
4	JAGACIAK Anna	11.64 (-0.3)	13.19 (+0.7)
5	GRIVA Mara	13.05 (-0.7)	12.81 (+0.4)
6	NOSOVA Jana	12.70 (-0.4)	13.04 (0.0)
7	LINDGREN Essi	x (-0.6)	x (+0.1)
8	BOATENG Mathilde	12.76 (+0.1)	12.80 (-0.2)
9	FRANKE-BJÖRKMAN K	x (+0.1)	12.71 (0.0)
10	GLAVAC Kaja	12.18 (+0.2)	x (+0.8)
11	HOFFER Krisztina	12.32 (-1.1)	12.38 (0.0)
	PACCHETTI Cecilia	x (-0.4)	x (-0.1)

Qualified: qualifying perf. 13.55 (Q) or 12 best performers (q) to the advance to the Final

Results

Discus Women

Qualification

Start Time: 10:00

Rank	Name	Nat	Date of Birth	Order	Result	
1	FISCHER Julia	GER	1 APR 1990	6	54.95	Q
2	STROKOVA Yekaterina	RUS	17 DEC 1989	9	54.25	Q
3	KASHTANAVA Nastassia	BLR	14 JAN 1989	9	54.06	Q
4	MÁRTON Anita	HUN	15 JAN 1989	8	53.69	Q
5	ANAGNOSTOPOULOU Chryssoula	GRE	27 AUG 1991	10	52.63	q
6	KUBELOVÁ Jitka	CZE	2 OCT 1991	6	51.64	q
7	WELLER Anna-Katharina	GER	5 FEB 1989	7	50.95	q
8	GLATRE Coralie	FRA	26 SEP 1989	4	50.87	q
9	APOSTOLICO Tamara	ITA	28 APR 1989	5	50.85	q
10	HIRVONEN Katri	FIN	25 JUN 1990	10	50.35	q
11	RODRIGUES Irina	POR	5 FEB 1991	3	50.20	q
12	MATTILA Elina	FIN	7 SEP 1989	1	49.74	q
13	KLAUSOVÁ Katerina	CZE	28 FEB 1989	5	48.93	
14	CATOUILLART Lucie	FRA	21 OCT 1991	2	48.46	
15	LADA Androniki	CYP	19 APR 1991	8	47.91	
16	TÜRK Semra	TUR	1990	2	47.86	
17	GRAF Elisabeth	SUI	9 MAR 1989	7	47.71	
18	HERNANDEZ Maria	ESP	31 AUG 1989	1	47.35	
19	RIGISHVILI Salome	GEO	26 JAN 1990	4	47.08	
20	ANDERSSON Sandra	SWE	25 MAR 1990	3	44.92	

	1	2	3
1	FISCHER Julia	54.95	
2	STROKOVA Y	54.25	
3	KASHTANAVA N	51.86	54.06
4	MÁRTON Anita	52.04	51.27
5	ANAGNOSTOPOULOU C	52.63	52.38
6	KUBELOVÁ Jitka	49.24	51.64
7	WELLER A	50.95	49.75
8	GLATRE Coralie	50.87	48.25
9	APOSTOLICO Tamara	50.85	x
10	HIRVONEN Katri	49.00	49.47
11	RODRIGUES Irina	50.20	x
12	MATTILA Elina	43.54	49.74
13	KLAUSOVÁ Katerina	48.93	48.34
14	CATOUILLART Lucie	46.29	48.46
15	LADA Androniki	47.46	45.21
16	TÜRK Semra	40.20	x
17	GRAF Elisabeth	47.71	x
18	HERNANDEZ Maria	47.35	x
19	RIGISHVILI Salome	x	47.08
20	ANDERSSON Sandra	44.40	41.13

Discus Women

Qualification Group A

Start Time: 10:00

Rank	Name	Nat	Date of Birth	Order	Result	
1	STROKOVA Yekaterina	RUS	17 DEC 1989	9	54.25	Q
2	MÁRTON Anita	HUN	15 JAN 1989	8	53.69	Q
3	ANAGNOSTOPOULOU Chryssoula	GRE	27 AUG 1991	10	52.63	q
4	KUBELOVÁ Jitka	CZE	2 OCT 1991	6	51.64	q
5	WELLER Anna-Katharina	GER	5 FEB 1989	7	50.95	q
6	APOSTOLICO Tamara	ITA	28 APR 1989	5	50.85	q
7	MATTILA Elina	FIN	7 SEP 1989	1	49.74	q
8	CATOUILLART Lucie	FRA	21 OCT 1991	2	48.46	
9	RIGISHVILI Salome	GEO	26 JAN 1990	4	47.08	
10	ANDERSSON Sandra	SWE	25 MAR 1990	3	44.92	

Results

Qualification Group A (cont.)

Qualification Group A		1	2	3
1	STROKOVA Y	54.25		
2	MARTON Anita	52.04	51.27	53.69
3	ANAGNOSTOPOULOU C	52.63	52.38	x
4	KUBELOVÁ Jitka	49.24	51.64	51.13
5	WELLER A	50.95	49.75	50.66
6	APOSTOLICO Tamara	50.85	x	49.69
7	MATTILA Elna	43.54	49.74	47.55
8	CATOJLLART Lucie	46.29	48.46	47.46
9	RIGISHVILI Salome	x	47.08	46.30
10	ANDERSSON Sandra	44.40	41.13	44.92

Discus Women

Qualification Group B

Start Time: 11:05

Rank	Name	Nat	Date of Birth	Order	Result
1	FISCHER Julia	GER	1 APR 1990	6	54.95 Q
2	KASHTANAVA Nastassia	BLR	14 JAN 1989	9	54.06 Q
3	GLATRE Coralie	FRA	26 SEP 1989	4	50.87 q
4	HIRVONEN Katri	FIN	25 JUN 1990	10	50.35 q
5	RODRIGUES Irina	POR	5 FEB 1991	3	50.20 q
6	KLAUSOVÁ Katerina	CZE	28 FEB 1989	5	48.93
7	LADA Androniki	CYP	19 APR 1991	8	47.91
8	TÜRK Semra	TUR	1990	2	47.86
9	GRAF Elisabeth	SUI	9 MAR 1989	7	47.71
10	HERNANDEZ Maria	ESP	31 AUG 1989	1	47.35

		1	2	3
1	FISCHER Julia	54.95		
2	KASHTANAVA N	51.86	54.06	
3	GLATRE Coralie	50.87	48.25	49.03
4	HIRVONEN Katri	49.00	49.47	50.35
5	RODRIGUES Irina	50.20	x	47.57
6	KLAUSOVÁ Katerina	48.93	48.34	45.84
7	LADA Androniki	47.46	45.21	47.91
8	TÜRK Semra	40.20	x	47.86
9	GRAF Elisabeth	47.71	x	x
10	HERNANDEZ Maria	47.35	x	x

Qualified: qualifying perf. 53.50 (Q) or 12 best performers (q) to the advance to the Final

Results

Javelin Women

Qualification

Start Time: 18:05

Rank	Name	Nat	Date of Birth	Order	Result		
1	SORMUNEN Oona	FIN	2 AUG 1989	7	58.72	Q	PB
2	SCHOL Lisanne	NED	22 JUN 1991	10	57.50	Q	PB
3	REBRYK Vira	UKR	25 FEB 1989	6	57.06	Q	
4	UTRIAINEN Sanni	FIN	5 FEB 1991	1	55.19	Q	
5	WESSMAN Anna	SWE	9 OCT 1989	2	55.19	Q	SB
6	MAYER Sarah	GER	20 MAY 1991	11	54.55	Q	
7	ANDRAUD Matilde	FRA	28 APR 1989	9	54.24	Q	SB
8	JELACA Tatjana	SRB	10 AUG 1990	12	54.10	Q	SB
9	HATSKO Hanna	UKR	3 OCT 1990	10	53.65	q	
10	JUHÁSZ Vanda	HUN	6 JUN 1989	1	53.56	q	
11	LETNAR Bernarda	SLO	26 DEC 1989	12	52.75	q	
12	PASCUAL Elia	ESP	4 JUL 1989	6	51.32	q	PB
13	KLARER REBEC Ziva	SLO	15 JUN 1990	5	51.06		
14	KOLEVA Denitsa	BUL	15 AUG 1989	2	50.54		PB
15	ÖCAL Meryem	TUR	17 MAY 1989	3	50.51		
16	TOADER Eliza	ROU	12 MAY 1990	3	50.26		
17	GRIVA Gundega	LAT	7 APR 1991	5	49.38		PB
18	ORMAY Anikó	HUN	22 JAN 1991	8	49.31		SB
19	PYYKKINEN Piia	FIN	2 APR 1991	9	48.94		
20	AALTVEDT Marte	NOR	15 FEB 1989	8	48.79		
21	CIOBANU Andreea	ROU	11 JUL 1990	4	48.41		
22	OGRODNÍKOVÁ Nikola	CZE	18 AUG 1990	7	48.04		
23	BARVICIUTE Viktorija	LTU	26 JAN 1989	4	46.62		
24	SCIUKAUSKAITE Ieva	LTU	3 FEB 1990	11	42.34		

	1	2	3
1	SORMUNEN Oona	58.72	
2	SCHOL Lisanne	52.27	57.50
3	REBRYK Vira	53.66	57.06
4	UTRIAINEN Sanni	52.17	55.19
5	WESSMAN Anna	55.19	
6	MAYER Sarah	51.18	53.48
7	ANDRAUD Matilde	50.60	52.20
8	JELACA Tatjana	54.10	
9	HATSKO Hanna	53.11	x
10	JUHÁSZ Vanda	53.56	-
11	LETNAR Bernarda	52.37	49.29
12	PASCUAL Elia	49.59	50.57
13	KLARER REBEC Ziva	50.18	48.05
14	KOLEVA Denitsa	48.79	50.54
15	ÖCAL Meryem	50.30	50.51
16	TOADER Eliza	46.49	47.58
17	GRIVA Gundega	48.25	46.17
18	ORMAY Anikó	47.20	48.77
19	PYYKKINEN Piia	45.81	48.94
20	AALTVEDT Marte	45.57	48.79
21	CIOBANU Andreea	47.35	x
22	OGRODNÍKOVÁ Nikola	43.19	47.84
23	BARVICIUTE V	46.62	x
24	SCIUKAUSKAITE Ieva	40.33	42.34

Results

Javelin Women

Qualification Group A

Start Time: 18:05

Rank	Name	Nat	Date of Birth	Order	Result
1	SCHOL Lisanne	NED	22 JUN 1991	10	57.50 Q PB
2	REBRYK Vira	UKR	25 FEB 1989	6	57.06 Q
3	WESSMAN Anna	SWE	9 OCT 1989	2	55.19 Q SB
4	JUHÁSZ Vanda	HUN	6 JUN 1989	1	53.56 q
5	LETNAR Bernarda	SLO	26 DEC 1989	12	52.75 q
6	ÓCAL Meryem	TUR	17 MAY 1989	3	50.51
7	GRIVA Gundega	LAT	7 APR 1991	5	49.38 PB
8	PYYKKINEN Piia	FIN	2 APR 1991	9	48.94
9	AALTVEDT Marte	NOR	15 FEB 1989	8	48.79
10	CIOBANU Andreea	ROU	11 JUL 1990	4	48.41
11	OGRODNÍKOVÁ Nikola	CZE	18 AUG 1990	7	48.04
12	SCIUKAUSKAITE Ieva	LTU	3 FEB 1990	11	42.34

	1	2	3
1	SCHOL Lisanne	52.27	57.50
2	REBRYK Vira	53.66	57.06
3	WESSMAN Anna	55.19	
4	JUHÁSZ Vanda	53.56	-
5	LETNAR Bernarda	52.37	49.29
6	ÓCAL Meryem	50.30	50.51
7	GRIVA Gundega	48.25	46.17
8	PYYKKINEN Piia	45.81	48.94
9	AALTVEDT Marte	45.57	48.79
10	CIOBANU Andreea	47.35	x
11	OGRODNÍKOVÁ Nikola	43.19	47.84
12	SCIUKAUSKAITE Ieva	40.33	42.34

Javelin Women

Qualification Group B


Start Time: 19:15

Rank	Name	Nat	Date of Birth	Order	Result
1	SORMUNEN Oona	FIN	2 AUG 1989	7	58.72 Q PB
2	UTRIAINEN Sanni	FIN	5 FEB 1991	1	55.19 Q
3	MAYER Sarah	GER	20 MAY 1991	11	54.55 Q
4	ANDRAUD Matilde	FRA	28 APR 1989	9	54.24 Q SB
5	JELACA Tatjana	SRB	10 AUG 1990	12	54.10 Q SB
6	HATSKO Hanna	UKR	3 OCT 1990	10	53.65 q
7	PASCUAL Elia	ESP	4 JUL 1989	6	51.32 q PB
8	KLARER REBEC Ziva	SLO	15 JUN 1990	5	51.06
9	KOLEVA Denitsa	BUL	15 AUG 1989	2	50.54 PB
10	TOADER Eliza	ROU	12 MAY 1990	3	50.26
11	ORMAY Anikó	HUN	22 JAN 1991	8	49.31 SB
12	BARVICIUTE Viktorija	LTU	26 JAN 1989	4	46.62

	1	2	3
1	SORMUNEN Oona	58.72	
2	UTRIAINEN Sanni	52.17	55.19
3	MAYER Sarah	51.18	53.48
4	ANDRAUD Matilde	50.60	52.20
5	JELACA Tatjana	54.10	
6	HATSKO Hanna	53.11	x
7	PASCUAL Elia	49.59	50.57
8	KLARER REBEC Ziva	50.18	48.05
9	KOLEVA Denitsa	48.79	50.54
10	TOADER Eliza	46.49	47.58
11	ORMAY Anikó	47.20	48.77
12	BARVICIUTE V	46.62	x

Qualified: qualifying perf. 54.00 (Q) or 12 best performers (q) to the advance to the Final

INTERNET Service: www.european-athletics.org

Timing, Measurement & Data Service by  OMEGA

printed at THU 14 JUL 2011 20:48

Page 38 of 38

Results

100m Men

Final

Start Time: 16:25

Wind: -1.5 m/s

Rank	Name	Nat	Date of Birth	Lane	Reaction time	Result
1	ALAKA James	GBR	8 SEP 1989	3	0.167	10.45
2	TUMI Michael	ITA	12 FEB 1990	6	0.143	10.47
3	ROBERTSON Andrew	GBR	17 DEC 1990	2	0.141	10.52
4	BASCIANI Francesco	ITA	11 APR 1991	5	0.145	10.57
5	OBOU Delmas	ITA	25 OCT 1991	7	0.172	10.59
6	MISANS Elvijs	LAT	4 AUG 1989	8	0.251	10.63
7	KARLIK Dániel	HUN	12 JAN 1991	4	0.174	10.64
8	VILES Eduard	ESP	8 FEB 1991	1	0.183	10.69

200m Men

Round 1

Start Time: 19:05

Rank	Name	Nat	Date of Birth	Lane	Result
1	TSÁKONAS Likoúrgos-Stéfanos	GRE	8 MAR 1990	3	20.83 Q
2	LINNIK Aliaksandr	BLR	28 JAN 1991	5	20.87 Q SB
3	COLVERT Steven	IRL	24 AUG 1990	6	20.95 Q SB
4	MASLÁK Pavel	CZE	21 FEB 1991	4	20.99 Q
5	SAFER Izzet	TUR	10 JUL 1990	5	21.03 Q
6	DORAIL David	FRA	19 MAR 1990	4	21.04 Q
6	KREMENSKI Petar	BUL	14 JAN 1991	3	21.04 Q
8	MANENTI Davide	ITA	16 APR 1989	6	21.05 Q SB
9	WILSON Alex	SUI	19 SEP 1990	3	21.13 Q
10	ALAKA James	GBR	8 SEP 1989	4	21.25 Q
11	RAMOS Iván Jesús	ESP	31 JUL 1990	4	21.26 q
12	TALBOT Daniel	GBR	1 MAY 1991	3	21.29 Q
13	DA CANAL Alex	ITA	11 SEP 1989	7	21.34 q
14	ZACZEK Artur	POL	28 FEB 1989	7	21.38 q
15	DARDANELIÓTIS Mihail	GRE	1989	6	21.42 q
16	EREWA Robin	GER	24 JUN 1991	5	21.52 Q
16	RUIZ Sergio	ESP	21 OCT 1989	2	21.52
18	MARANI Diego	ITA	27 APR 1990	2	21.53
19	PERESTYUK Ruslan	UKR	22 APR 1991	7	21.54
20	UDILJAK Hrvoje	CRO	31 OCT 1990	2	21.56
21	TURCANI Roman	SVK	28 MAR 1990	8	21.58
22	BASSAW Ben	FRA	9 JUL 1989	2	21.59
23	MANCINI Pascal	SUI	18 APR 1989	7	21.61
24	RUSSELL Chris	IRL	7 JUN 1990	6	21.63
25	NORDKVIST Alexander	SWE	15 JUN 1990	8	21.71
26	PRANCKEVICIUS Aivaras	LTU	12 JUL 1989	8	21.72
27	CAMILLERI Owen	MLT	5 AUG 1989	8	22.35
28	AJDAROV Riste	MKD	9 APR 1990	1	22.49
	MISANS Elvijs	LAT	4 AUG 1989	5	DNS

Results

200m Men

Round 1 Heat 1/4

Start Time: 19:05

Wind: -0.8 m/s

Rank	Name	Nat	Date of Birth	Lane	Reaction time	Result
1	COLVERT Steven	IRL	24 AUG 1990	6	0.166	20.95 Q SB
2	SAFER Izzet	TUR	10 JUL 1990	5	0.164	21.03 Q
3	KREMENSKI Petar	BUL	14 JAN 1991	3	0.184	21.04 Q
4	RAMOS Iván Jesús	ESP	31 JUL 1990	4	0.187	21.26 q
5	DA CANAL Alex	ITA	11 SEP 1989	7	0.176	21.34 q
6	UDILJAK Hrvoje	CRO	31 OCT 1990	2	0.157	21.56
7	CAMILLERI Owen	MLT	5 AUG 1989	8	0.180	22.35
8	AJDAROV Riste	MKD	9 APR 1990	1	0.147	22.49

200m Men

Round 1 Heat 2/4

Start Time: 19:11

Wind: -0.7 m/s

Rank	Name	Nat	Date of Birth	Lane	Reaction time	Result
1	MASLÁK Pavel	CZE	21 FEB 1991	4	0.164	20.99 Q
2	TALBOT Daniel	GBR	1 MAY 1991	3	0.220	21.29 Q
3	EREWA Robin	GER	24 JUN 1991	5	0.136	21.52 Q
4	MARANI Diego	ITA	27 APR 1990	2	0.149	21.53
5	TURCANI Roman	SVK	28 MAR 1990	8	0.174	21.58
6	MANCINI Pascal	SUI	18 APR 1989	7	0.139	21.61
7	RUSSELL Chris	IRL	7 JUN 1990	6	0.146	21.63

200m Men

Round 1 Heat 3/4

Start Time: 19:17

Wind: -0.9 m/s

Rank	Name	Nat	Date of Birth	Lane	Reaction time	Result
1	LINNIK Aliaksandr	BLR	28 JAN 1991	5	0.173	20.87 Q SB
2	WILSON Alex	SUI	19 SEP 1990	3	0.148	21.13 Q
3	ALAKA James	GBR	8 SEP 1989	4	0.195	21.25 Q
4	ZACZEK Artur	POL	28 FEB 1989	7	0.160	21.38 q
5	DARDANELIÓTIS Mihaíl	GRE	1989	6	0.148	21.42 q
6	BASSAW Ben	FRA	9 JUL 1989	2	0.191	21.59
7	PRANCKEVIČIUS Aivaras	LTU	12 JUL 1989	8	0.200	21.72

200m Men

Round 1 Heat 4/4

Start Time: 19:23

Wind: -0.4 m/s

Rank	Name	Nat	Date of Birth	Lane	Reaction time	Result
1	TSAKONAS Likoúrgos-Stéfanos	GRE	8 MAR 1990	3	0.159	20.83 Q
2	DORAIL David	FRA	19 MAR 1990	4	0.171	21.04 Q
3	MANENTI Davide	ITA	16 APR 1989	6	0.151	21.05 Q SB
4	RUIZ Sergio	ESP	21 OCT 1989	2	0.163	21.52
5	PERESTYUK Ruslan	UKR	22 APR 1991	7	0.154	21.54
6	NORDKVIST Alexander	SWE	15 JUN 1990	8	0.162	21.71
	MISANS Eivjjs	LAT	4 AUG 1989	5		DNS

Qualified: First 3 in each heat (Q) and 4 best performers (q) advance to the Semifinals

Results

800m Men

Final

Start Time: 16:55

Rank	Name	Nat	Date of Birth	Lane	Result	
1	KSZCZOT Adam	POL	2 SEP 1989	6	1:46.71	
2	LÓPEZ Kevin	ESP	12 JUN 1990	3	1:46.93	
3	MOHAMMED Mukhtar	GBR	12 JAN 1990	5	1:48.01	
4	BENEDETTI Giordano	ITA	22 MAY 1989	2	1:48.05	SB
5	SCAPINI Mario	ITA	2 FEB 1989	7	1:48.43	
6	LIEGHIO Anthony	IRL	30 JUN 1989	1	1:48.77	
7	VAN DEN BROECK Jan	BEL	11 MAR 1989	8	1:49.41	
8	RENAUDIE Paul	FRA	2 APR 1990	4	1:49.82	

Intermediate times: 400m 55.35 LÓPEZ Kevin (ESP)
600m 1:21.39 KSZCZOT Adam (POL)

Decathlon

1500m Men - Decathlon

Start Time: 19:45

Rank	Name	Nat	Date of Birth	Order	Result	Points
1	NILSSON Marcus	SWE	3 MAY 1991	9	4:20.64	807 SB
2	MIKHAN Eduard	BLR	7 JUN 1989	3	4:23.67	787 PB
3	OLSON Petter	SWE	14 FEB 1991	20	4:26.29	769 PB
4	DUDAŠ Mihail	SRB	15 NOV 1989	15	4:27.79	759
5	DISTELBERGER Dominik	AUT	16 MAR 1990	13	4:33.83	720 SB
6	LUKYANENKO Artem	RUS	30 JAN 1990	11	4:34.34	716 SB
7	LARUSSON Einar Dadi	ISL	10 MAY 1990	4	4:34.96	712 PB
8	STEFEK Michal	CZE	3 MAY 1991	5	4:35.03	712
9	VAN DER PLAETSEN Thomas	BEL	24 DEC 1990	12	4:35.84	707
10	GILDE Maximilian	GER	5 JAN 1990	2	4:40.51	677
11	SHKURENEV Ilya	RUS	11 JAN 1991	18	4:40.56	677
12	KAZMIEREK Kai	GER	28 JAN 1991	8	4:41.79	669
13	HELCELET Adam Sebastian	CZE	27 OCT 1991	14	4:43.55	658
14	LELIÈVRE Jérémy	FRA	8 FEB 1991	10	4:49.63	621
15	LEPIK Hendrik	EST	18 APR 1990	7	5:01.03	554
16	NOLF Cedric	BEL	18 JUN 1989	16	5:04.91	532
17	AUZEIL Bastien	FRA	22 OCT 1989	1	5:05.52	528
18	CZAPIEWSKI Szymon	POL	19 MAY 1989	19	5:05.87	526
19	JORDAN Jonay	ESP	12 MAY 1991	6	5:14.14	481
	KNOBEL Jan Felix	GER	16 JAN 1989	17	DNF	0

Results

Decathlon

1500m Men - Decathlon

Start Time: 19:45

Rank	Name	Nat	Date of Birth	Order	Result	Points
1	NILSSON Marcus	SWE	3 MAY 1991	9	4:20.64	807 SB
2	MIKHAN Eduard	BLR	7 JUN 1989	3	4:23.67	787 PB
3	OLSON Petter	SWE	14 FEB 1991	20	4:26.29	769 PB
4	DUDAŠ Mihail	SRB	15 NOV 1989	15	4:27.79	759
5	DISTELBERGER Dominik	AUT	16 MAR 1990	13	4:33.83	720 SB
6	LUKYANENKO Artem	RUS	30 JAN 1990	11	4:34.34	716 SB
7	LARUSSON Einar Dadi	ISL	10 MAY 1990	4	4:34.96	712 PB
8	STEFEK Michal	CZE	3 MAY 1991	5	4:35.03	712
9	VAN DER PLAETSEN Thomas	BEL	24 DEC 1990	12	4:35.84	707
10	GILDE Maximilian	GER	5 JAN 1990	2	4:40.51	677
11	SHKURENEV Ilya	RUS	11 JAN 1991	18	4:40.56	677
12	KAZMIEREK Kai	GER	28 JAN 1991	8	4:41.79	669
13	HELCELET Adam Sebastian	CZE	27 OCT 1991	14	4:43.55	658
14	LELIÈVRE Jérémy	FRA	8 FEB 1991	10	4:49.63	621
15	LEPIK Hendrik	EST	18 APR 1990	7	5:01.03	554
16	NOLF Cedric	BEL	18 JUN 1989	16	5:04.91	532
17	AUZEIL Bastien	FRA	22 OCT 1989	1	5:05.52	528
18	CZAPIEWSKI Szymon	POL	19 MAY 1989	19	5:05.87	526
19	JORDAN Jonay	ESP	12 MAY 1991	6	5:14.14	481
	KNOBEL Jan Felix	GER	16 JAN 1989	17	DNF	0

Intermediate times: 400m 1:08.16 MIKHAN Eduard (BLR)
800m 2:19.89 NILSSON Marcus (SWE)
1200m 3:32.35 NILSSON Marcus (SWE)


3000m Steeplechase Men

Round 1

Start Time: 11:45

Rank	Name	Nat	Date of Birth	Order	Result
1	OSLIZLO Lukasz	POL	14 MAY 1989	11	8:38.28 Q PB
2	PEPIOT Tanguy	FRA	6 JUL 1991	12	8:41.04 Q
3	MERZOUGUI Abdelaziz	ESP	1 JAN 1989	7	8:41.90 Q
4	ABADÍA Antonio	ESP	2 JUL 1990	3	8:41.94 Q
5	NASTI Patrick	ITA	30 AUG 1989	10	8:42.16 q PB
6	KÅRBØ Tom Erling	NOR	4 FEB 1989	4	8:42.40 Q PB
7	GHINEA Alexandru	ROU	11 NOV 1989	2	8:42.48 Q
8	MARTOS Sebastián	ESP	20 JUN 1989	7	8:42.71 Q
9	ZALEWSKI Krystian	POL	11 APR 1989	9	8:42.72 Q
10	KARUS Benedikt	GER	22 JAN 1990	5	8:42.97 q
11	SEORSKI Eric	SWE	25 JUL 1989	9	8:45.78 q
12	DUVAR Hakan	TUR	1990	12	8:49.35 q
13	KIVISTIK Kaur	EST	29 APR 1991	11	8:53.15 NR
14	ANDRE Benjamin	FRA	23 JAN 1989	6	8:54.85
15	ZADLO Jacek	POL	17 MAY 1991	1	8:55.90
16	SCOLERI Andrea	ITA	30 JUL 1990	10	8:56.75
17	GREGORIO Daniel	POR	7 SEP 1989	2	8:57.66
18	ÅHWALL Andreas	SWE	19 OCT 1989	3	9:01.06
19	FLYNN David	IRL	7 NOV 1989	8	9:04.60
20	ÖZDEMİR Sait	TUR	14 AUG 1990	6	9:07.47
21	KISHCHENKO Yuriy	UKR	4 AUG 1991	1	9:10.53
22	LOPES Paulo	POR	4 JAN 1989	8	9:11.26
23	HESELBJERG Ole	DEN	23 APR 1990	5	9:16.81
	HADJAM Abdelatif	FRA	8 AUG 1990	4	DNF

INTERNET Service: www.european-athletics.org

Timing, Measurement & Data Service by  OMEGA

printed at FRI 15 JUL 2011 20:10

Page 4 of 27

Results

3000m Steeplechase Men

Round 1 Heat 1/2

Start Time: 11:45

Rank	Name	Nat	Date of Birth	Order	Result		
1	KÅRBØ Tom Erling	NOR	4 FEB 1989	4	8:42.40	Q	PB
2	GHINEA Alexandru	ROU	11 NOV 1989	2	8:42.48	Q	
3	MARTOS Sebastián	ESP	20 JUN 1989	7	8:42.71	Q	
4	ZALEWSKI Krystian	POL	11 APR 1989	9	8:42.72	Q	
5	KARUS Benedikt	GER	22 JAN 1990	5	8:42.97	q	
6	DUVAR Hakan	TUR	1990	12	8:49.35	q	
7	KIVISTIK Kaur	EST	29 APR 1991	11	8:53.15		NR
8	ANDRE Benjamin	FRA	23 JAN 1989	6	8:54.85		
9	SCOLERI Andrea	ITA	30 JUL 1990	10	8:56.75		
10	ÅHWALL Andreas	SWE	19 OCT 1989	3	9:01.06		
11	KISHCHENKO Yuriy	UKR	4 AUG 1991	1	9:10.53		
12	LOPES Paulo	POR	4 JAN 1989	8	9:11.26		

Intermediate times: 1000m 2:56.17 GHINEA Alexandru (ROU)
2000m 5:57.95 GHINEA Alexandru (ROU)

3000m Steeplechase Men

Round 1 Heat 2/2

Start Time: 12:00

Rank	Name	Nat	Date of Birth	Order	Result		
1	OSLIZLO Lukasz	POL	14 MAY 1989	11	8:38.28	Q	PB
2	PEPIOT Tanguy	FRA	6 JUL 1991	12	8:41.04	Q	
3	MERZOUGUI Abdelaziz	ESP	1 JAN 1989	7	8:41.90	Q	
4	ABADÍA Antonio	ESP	2 JUL 1990	3	8:41.94	Q	
5	NASTI Patrick	ITA	30 AUG 1989	10	8:42.16	q	PB
6	SENORSKI Eric	SWE	25 JUL 1989	9	8:45.78	q	
7	ZADLO Jacek	POL	17 MAY 1991	1	8:55.90		
8	GREGORIO Daniel	POR	7 SEP 1989	2	8:57.66		
9	FLYNN David	IRL	7 NOV 1989	8	9:04.60		
10	ÖZDEMİR Sait	TUR	14 AUG 1990	6	9:07.47		
11	HESSELBJERG Ole	DEN	23 APR 1990	5	9:16.81		
	HADJAM Abdelatif	FRA	8 AUG 1990	4	DNF		

Intermediate times: 1000m 2:53.13 SENORSKI Eric (SWE)
2000m 5:49.02 SENORSKI Eric (SWE)

Qualified: First 4 in each heat (Q) and 4 best performers (q) advance to the Final

Results

110m Hurdles Men

Round 1

Start Time: 10:45

Rank	Name	Nat	Date of Birth	Lane	Result
1	CLARKE Lawrence	GBR	12 MAR 1990	6	13.73 Q
1	DRYOMIN Aleksey	RUS	10 MAY 1989	6	13.73 Q
3	BAJI Balázs	HUN	9 JUN 1989	5	13.87 Q
3	DELMESTRE Thomas	FRA	31 MAR 1991	3	13.87 Q PB
5	SHABANOV Konstantin	RUS	17 NOV 1989	3	13.96 Q
5	SHUBENKOV Sergey	RUS	4 OCT 1990	4	13.96 Q
7	DABÓ Rasul	POR	14 FEB 1989	4	13.98 Q
7	MAZÁC Martin	CZE	6 MAY 1990	4	13.98 Q
9	MARQUART Julian	GER	2 APR 1991	4	14.00 Q
10	MARTINSEN Andreas	DEN	17 JUL 1990	2	14.08 q SB
11	CALVI Michele	ITA	7 JUN 1990	3	14.13 Q
11	LÓPEZ Francisco Javier	ESP	29 DEC 1989	2	14.13 Q SB
11	PAPSO Viliam	SVK	23 MAY 1989	5	14.13 q
14	VUKICEVIC Vladimir	NOR	16 MAY 1991	6	14.16 q
15	PENÁZ Petr	CZE	27 AUG 1991	7	14.26 q
16	ARNAUDOV Martin	BUL	5 APR 1990	7	14.29
16	HEINÄ Joona-Ville	FIN	11 MAY 1989	5	14.29 Q
18	NICOLAS Jordan	FRA	13 DEC 1990	3	14.31
19	RISTIC Milan	SRB	8 AUG 1991	8	14.33
20	MARTINOT LAGARDE Pascal	FRA	22 SEP 1991	7	14.33
21	PRADOS Ernesto	ESP	1 JAN 1989	6	14.45
22	KAVKA Tomáš	CZE	16 APR 1989	5	14.49
23	DRAGHICI Sorin	ROU	16 FEB 1989	2	14.62
24	DAUBE Karlis	LAT	21 APR 1989	7	14.65
25	MALMIVIRTA Jaakko	FIN	26 OCT 1991	8	14.75
26	ORTIZ Julián	ESP	25 DEC 1990	2	15.30

110m Hurdles Men

Round 1 Heat 1/4

Start Time: 10:45

Wind: -0.3 m/s

Rank	Name	Nat	Date of Birth	Lane	Reaction time	Result
1	CLARKE Lawrence	GBR	12 MAR 1990	6	0.153	13.73 Q
2	DELMESTRE Thomas	FRA	31 MAR 1991	3	0.186	13.87 Q PB
3	MAZÁC Martin	CZE	6 MAY 1990	4	0.167	13.98 Q
4	MARTINSEN Andreas	DEN	17 JUL 1990	2	0.185	14.08 q SB
5	PAPSO Viliam	SVK	23 MAY 1989	5	0.181	14.13 q
6	DAUBE Karlis	LAT	21 APR 1989	7	0.180	14.65

110m Hurdles Men


Round 1 Heat 2/4

Start Time: 10:52

Wind: -0.6 m/s

Rank	Name	Nat	Date of Birth	Lane	Reaction time	Result
1	SHABANOV Konstantin	RUS	17 NOV 1989	3	0.164	13.96 Q
2	DABÓ Rasul	POR	14 FEB 1989	4	0.161	13.98 Q
3	HEINÄ Joona-Ville	FIN	11 MAY 1989	5	0.166	14.29 Q
4	RISTIC Milan	SRB	8 AUG 1991	8	0.152	14.33
5	MARTINOT LAGARDE Pascal	FRA	22 SEP 1991	7	0.195	14.33
6	PRADOS Ernesto	ESP	1 JAN 1989	6	0.154	14.45
7	DRAGHICI Sorin	ROU	16 FEB 1989	2	0.193	14.62

INTERNET Service: www.european-athletics.org

Timing, Measurement & Data Service by  OMEGA

printed at FRI 15 JUL 2011 20:10

Page 6 of 27

Results

110m Hurdles Men

Round 1 Heat 3/4

Start Time: 10:59

Wind: -0.9 m/s

Rank	Name	Nat	Date of Birth	Lane	Reaction time	Result
1	DRYOMIN Aleksey	RUS	10 MAY 1989	6	0.161	13.73 Q
2	BAJI Balázs	HUN	9 JUN 1989	5	0.197	13.87 Q
3	MARQUART Julian	GER	2 APR 1991	4	0.160	14.00 Q
4	PENÁZ Petr	CZE	27 AUG 1991	7	0.206	14.26 q
5	NICOLAS Jordan	FRA	13 DEC 1990	3	0.163	14.31
6	ORTIZ Julián	ESP	25 DEC 1990	2	0.165	15.30

110m Hurdles Men

Round 1 Heat 4/4

Start Time: 11:06

Wind: -1.4 m/s

Rank	Name	Nat	Date of Birth	Lane	Reaction time	Result
1	SHUBENKOV Sergey	RUS	4 OCT 1990	4	0.186	13.96 Q
2	CALVI Michele	ITA	7 JUN 1990	3	0.177	14.13 Q
3	LÓPEZ Francisco Javier	ESP	29 DEC 1989	2	0.222	14.13 Q SB
4	VUKICEVIC Vladimir	NOR	16 MAY 1991	6	0.151	14.16 q
5	ARNAUDOV Martin	BUL	5 APR 1990	7	0.175	14.29
6	KAVKA Tomáš	CZE	16 APR 1989	5	0.171	14.49
7	MALMIVIRTA Jaakko	FIN	26 OCT 1991	8	0.223	14.75

Qualified: First 3 in each heat (Q) and 4 best performers (q) advance to the Semifinals


Decathlon

110m Hurdles Men - Decathlon

Start Time: 11:15

Rank	Name	Nat	Date of Birth	Lane	Result	Points
1	LUKYANENKO Artem	RUS	30 JAN 1990	6	14.33	932
2	HELCELET Adam Sebastian	CZE	27 OCT 1991	3	14.35	930 PB
3	DISTELBERGER Dominik	AUT	16 MAR 1990	5	14.43	920
4	KAZMIEREK Kai	GER	28 JAN 1991	4	14.56	903
5	VAN DER PLAETSEN Thomas	BEL	24 DEC 1990	1	14.68	889
6	OLSON Petter	SWE	14 FEB 1991	2	14.73	882
7	GILDE Maximilian	GER	5 JAN 1990	5	14.76	879 PB
8	MIKHAN Eduard	BLR	7 JUN 1989	3	14.80	874
9	LARUSSON Einar Dadi	ISL	10 MAY 1990	7	14.82	871
10	JORDAN Jonay	ESP	12 MAY 1991	8	14.85	868
11	SHKURENEV Ilya	RUS	11 JAN 1991	3	14.97	853
12	LELIÉVRE Jérémy	FRA	8 FEB 1991	1	14.97	853 PB
13	NOLF Cedric	BEL	18 JUN 1989	5	15.03	846
14	AUZEIL Bastien	FRA	22 OCT 1989	6	15.13	834
14	DUDAŠ Mihail	SRB	15 NOV 1989	2	15.13	834
16	CZAPIEWSKI Szymon	POL	19 MAY 1989	7	15.61	777
17	NILSSON Marcus	SWE	3 MAY 1991	2	15.62	776
18	LEPIK Hendrik	EST	18 APR 1990	4	15.90	744
19	STEFEK Michal	CZE	3 MAY 1991	8	16.94	631
	KNOBEL Jan Felix	GER	16 JAN 1989	4	DNF	0
	KALLEBÄCK David	SWE	14 APR 1989	6	DNS	

INTERNET Service: www.european-athletics.org

Timing, Measurement & Data Service by  OMEGA

printed at FRI 15 JUL 2011 20:10

Page 7 of 27

Results

Decathlon

110m Hurdles Men - Decathlon Heat 1/4 Start Time: 11:15

Wind: -0.5 m/s

Rank	Name	Nat	Date of Birth	Lane	Reaction time	Fn	Result	Points
1	MIKHAN Eduard	BLR	7 JUN 1989	3	0.198	F1	14.80	874
2	NOLF Cedric	BEL	18 JUN 1989	5	0.198		15.03	846
3	DUDAŠ Mihail	SRB	15 NOV 1989	2	0.163		15.13	834
4	LEPIK Hendrik	EST	18 APR 1990	4	0.164		15.90	744
	KALLEBÄCK David	SWE	14 APR 1989	6			DNS	

Decathlon

110m Hurdles Men - Decathlon Heat 2/4 Start Time: 11:22

Wind: 0.0 m/s

Rank	Name	Nat	Date of Birth	Lane	Reaction time	Result	Points
1	GILDE Maximilian	GER	5 JAN 1990	5	0.154	14.76	879 PB
2	SHKURENEV Ilya	RUS	11 JAN 1991	3	0.188	14.97	853
3	LELIÈVRE Jérémy	FRA	8 FEB 1991	1	0.232	14.97	853 PB
4	AUZEIL Bastien	FRA	22 OCT 1989	6	0.178	15.13	834
5	CZAPIEWSKI Szymon	POL	19 MAY 1989	7	0.191	15.61	777
6	NILSSON Marcus	SWE	3 MAY 1991	2	0.192	15.62	776
7	STEFEK Michal	CZE	3 MAY 1991	8	0.154	16.94	631
	KNOBEL Jan Felix	GER	16 JAN 1989	4	0.176	DNF	0

Decathlon

110m Hurdles Men - Decathlon Heat 3/4 Start Time: 11:29

Wind: -0.9 m/s

Rank	Name	Nat	Date of Birth	Lane	Reaction time	Result	Points
1	LUKYANENKO Artem	RUS	30 JAN 1990	6	0.163	14.33	932
2	HELCELET Adam Sebastian	CZE	27 OCT 1991	3	0.153	14.35	930 PB
3	DISTELBERGER Dominik	AUT	16 MAR 1990	5	0.179	14.43	920
4	KAZMIEREK Kai	GER	28 JAN 1991	4	0.149	14.56	903
5	VAN DER PLAETSEN Thomas	BEL	24 DEC 1990	1	0.181	14.68	889
6	OLSON Petter	SWE	14 FEB 1991	2	0.179	14.73	882
7	LARUSSON Einar Dadi	ISL	10 MAY 1990	7	0.175	14.82	871
8	JORDAN Jonay	ESP	12 MAY 1991	8	0.150	14.85	868

Results

400m Hurdles Men

Semifinal

Start Time: 15:50

Rank	Name	Nat	Date of Birth	Lane	Result
1	WOODWARD Nathan	GBR	17 OCT 1989	6	49.59 Q
2	ANDRIYANOV Nikita	RUS	7 FEB 1990	5	50.12 Q PB
3	FLANNERY Niall	GBR	26 APR 1991	4	50.16 Q
4	GOLLNOW David	GER	8 APR 1989	4	50.21 q PB
5	KOROKNAI Tibor	HUN	24 JAN 1990	7	50.31 Q PB
6	BEKRIC Emir	SRB	14 MAR 1991	5	50.41 Q
7	GRILLAS Hugo	FRA	28 FEB 1989	6	50.45 q
8	GIEHL Tobias	GER	25 JUL 1991	3	50.56 PB
9	GREEN Jack	GBR	6 OCT 1991	4	50.86 Q
10	MONNI Petteri	FIN	31 MAR 1990	7	51.09 PB
10	TESLENKO Denys	UKR	18 APR 1989	6	51.09
12	THIEURY Simon	FRA	24 JAN 1989	8	51.10 PB
13	PANIZZA Giacomo	ITA	30 JUL 1989	5	51.31
14	PUEMI Jonathan	SUI	7 APR 1991	2	51.70
15	PIETRZAK Michal	POL	3 APR 1989	7	51.76
16	BRYLINSKI Robert	POL	2 APR 1991	8	51.77
17	BYRNE Paul	IRL	18 APR 1990	1	51.93
18	MANAOUI Karim	SUI	4 MAY 1989	2	51.97
19	CROWE Tim	IRL	10 DEC 1991	3	52.44
20	HUSSEIN Kariem	SUI	1 APR 1989	2	52.55
21	YAKAULEU Mikita	BLR	6 JAN 1989	3	52.59
22	CARRIÓN Xavier	ESP	4 JUN 1991	1	52.65
23	HEIMANN Christian	GER	15 NOV 1991	8	52.69
24	GALLINA Andrea	ITA	2 APR 1989	1	53.41

400m Hurdles Men

Semifinal 1/3

Start Time: 15:50

Rank	Name	Nat	Date of Birth	Lane	Reaction time	Result
1	WOODWARD Nathan	GBR	17 OCT 1989	6	0.169	49.59 Q
2	ANDRIYANOV Nikita	RUS	7 FEB 1990	5	0.182	50.12 Q PB
3	GOLLNOW David	GER	8 APR 1989	4	0.193	50.21 q PB
4	MONNI Petteri	FIN	31 MAR 1990	7	0.232	51.09 PB
5	THIEURY Simon	FRA	24 JAN 1989	8	0.224	51.10 PB
6	PUEMI Jonathan	SUI	7 APR 1991	2	0.182	51.70
7	CROWE Tim	IRL	10 DEC 1991	3	0.179	52.44
8	CARRIÓN Xavier	ESP	4 JUN 1991	1	0.160	52.65


400m Hurdles Men

Semifinal 2/3

Start Time: 15:56

Rank	Name	Nat	Date of Birth	Lane	Reaction time	Result
1	FLANNERY Niall	GBR	26 APR 1991	4	0.234	50.16 Q
2	KOROKNAI Tibor	HUN	24 JAN 1990	7	0.292	50.31 Q PB
3	GRILLAS Hugo	FRA	28 FEB 1989	6	0.269	50.45 q
4	GIEHL Tobias	GER	25 JUL 1991	3	0.188	50.56 PB
5	PANIZZA Giacomo	ITA	30 JUL 1989	5	0.241	51.31
6	BRYLINSKI Robert	POL	2 APR 1991	8	0.198	51.77
7	BYRNE Paul	IRL	18 APR 1990	1	0.239	51.93
8	MANAOUI Karim	SUI	4 MAY 1989	2	0.188	51.97

INTERNET Service: www.european-athletics.org

Timing, Measurement & Data Service by  OMEGA

printed at FRI 15 JUL 2011 20:10

Page 9 of 27

Results

400m Hurdles Men

Semifinal 3/3

Start Time: 16:02

Rank	Name	Nat	Date of Birth	Lane	Reaction time	Result
1	BEKRIC Emir	SRB	14 MAR 1991	5	0.239	50.41 Q
2	GREEN Jack	GBR	6 OCT 1991	4	0.216	50.86 Q
3	TESLENKO Denys	UKR	18 APR 1989	6	0.253	51.09
4	PIETRZAK Michal	POL	3 APR 1989	7	0.286	51.76
5	HUSSEIN Kariem	SUI	1 APR 1989	2	0.204	52.55
6	YAKAULEU Mikita	BLR	6 JAN 1989	3	0.226	52.59
7	HEIMANN Christian	GER	15 NOV 1991	8	0.220	52.69
8	GALLINA Andrea	ITA	2 APR 1989	1	0.180	53.41

Qualified: First 2 in each heat (Q) and 2 best performers (q) advance to the Final

High Jump Men


Qualification

Start Time: 10:30

Rank	Name	Nat	Date of Birth	Order	Result
1	BONDARENKO Bohdan	UKR	30 AUG 1989	9	2.14 q
1	KIECANA Szymon	POL	26 MAR 1989	3	2.14 q
1	MUDROV Sergey	RUS	8 SEP 1990	1	2.14 q
4	FOROUGHI Kourosh	IRL	14 AUG 1990	6	2.14 q
4	RUTKOWSKI Jaroslaw	POL	11 AUG 1991	7	2.14 q
6	BIRINCI Serhat	TUR	13 MAY 1990	4	2.11 q
6	FASSINOTTI Marco	ITA	29 APR 1989	7	2.11 q
6	MELON Alen	CRO	25 OCT 1991	2	2.11 q
6	SALOMON Michael	FRA	1 JUN 1989	5	2.11 q
10	SANCHO Miguel Ángel	ESP	24 APR 1990	8	2.11 q
11	BUBENIK Matus	SVK	14 NOV 1989	3	2.11 q
12	NAUMOVICH Artsiom	BLR	19 FEB 1991	10	2.11 q
13	NILSEN Kristoffer	NOR	28 MAR 1989	6	2.08
14	SVENSSON Emil	SWE	2 MAY 1989	4	2.08
15	AMELS Douwe	NED	16 SEP 1991	5	2.08
15	SMITH David	GBR	14 JUL 1991	9	2.08
17	BEER Lukas	SVK	23 AUG 1989	1	2.04
17	RUBEL Andriy	UKR	24 MAY 1989	8	2.04
19	NITA Emil	ROU	6 APR 1989	2	2.04

	1.90	1.95	2.00	2.04	2.08	2.11	2.14
1 BONDARENKO Bohdan	-	-	-	-	o	-	o
1 KIECANA Szymon	-	-	o	o	o	o	o
1 MUDROV Sergey	-	-	-	-	o	o	o
4 FOROUGHI Kourosh	-	-	o	o	xo	o	o
4 RUTKOWSKI Jaroslaw	-	-	o	o	o	xo	o
6 BIRINCI Serhat	-	-	o	o	o	o	x
6 FASSINOTTI Marco	-	-	o	-	o	o	x
6 MELON Alen	-	-	o	o	o	o	x
6 SALOMON Michael	-	-	-	o	o	o	x
10 SANCHO M	-	-	o	o	xo	o	x
11 BUBENIK Matus	-	-	o	xo	o	xo	xxx
12 NAUMOVICH Artsiom	-	o	xo	o	o	xxo	x
13 NILSEN Kristoffer	-	-	o	o	o	xxx	
14 SVENSSON Emil	-	-	-	xo	xo	xxx	
15 AMELS Douwe	-	-	-	xo	xxo	xxx	
15 SMITH David	-	-	o	xo	xxo	xxx	
17 BEER Lukas	-	o	o	o	xxx		
17 RUBEL Andriy	-	-	-	o	xxx		
19 NITA Emil	-	o	xo	xxo	xxx		

INTERNET Service: www.european-athletics.org

Timing, Measurement & Data Service by  OMEGA

printed at FRI 15 JUL 2011 20:10

Page 10 of 27

Results

High Jump Men

Qualification Group A

Start Time: 10:30

Rank	Name	Nat	Date of Birth	Order	Result						
1	MUDROV Sergey	RUS	8 SEP 1990	1		2.14	q				
2	FOROUGH Kourosh	IRL	14 AUG 1990	6		2.14	q				
2	RUTKOWSKI Jaroslaw	POL	11 AUG 1991	7		2.14	q				
4	BUBENIK Matus	SVK	14 NOV 1989	3		2.11	q				
5	SVENSSON Emil	SWE	2 MAY 1989	4		2.08					
6	AMELS Douwe	NED	16 SEP 1991	5		2.08					
6	SMITH David	GBR	14 JUL 1991	9		2.08					
8	RUBEL Andriy	UKR	24 MAY 1989	8		2.04					
9	NITA Emil	ROU	6 APR 1989	2		2.04					
					1.90	1.95	2.00	2.04	2.08	2.11	2.14
1	MUDROV Sergey	-	-	-	-	o	o	o			
2	FOROUGH Kourosh	-	-	o	o	xo	o	o			
2	RUTKOWSKI Jaroslaw	-	-	o	o	o	xo	o			
4	BUBENIK Matus	-	-	o	xo	o	xo	xxx			
5	SVENSSON Emil	-	-	-	xo	xo	xxx				
6	AMELS Douwe	-	-	-	xo	xxo	xxx				
6	SMITH David	-	-	o	xo	xxo	xxx				
8	RUBEL Andriy	-	-	-	o	xxx					
9	NITA Emil	-	o	xo	xxo	xxx					

High Jump Men

Qualification Group B

Start Time: 10:30

Rank	Name	Nat	Date of Birth	Order	Result						
1	BONDARENKO Bohdan	UKR	30 AUG 1989	9		2.14	q				
1	KIECANA Szymon	POL	26 MAR 1989	3		2.14	q				
3	BIRINCI Serhat	TUR	13 MAY 1990	4		2.11	q				
3	FASSINOTTI Marco	ITA	29 APR 1989	7		2.11	q				
3	MELON Alen	CRO	25 OCT 1991	2		2.11	q				
3	SALOMON Michael	FRA	1 JUN 1989	5		2.11	q				
7	SANCHO Miguel Ángel	ESP	24 APR 1990	8		2.11	q				
8	NAUMOVICH Artsiom	BLR	19 FEB 1991	10		2.11	q				
9	NILSEN Kristoffer	NOR	28 MAR 1989	6		2.08					
10	BEER Lukas	SVK	23 AUG 1989	1		2.04					
					1.90	1.95	2.00	2.04	2.08	2.11	2.14
1	BONDARENKO Bohdan	-	-	-	-	o	-	o			
1	KIECANA Szymon	-	-	o	o	o	o	o			
3	BIRINCI Serhat	-	-	o	o	o	o	x			
3	FASSINOTTI Marco	-	-	o	-	o	o	x			
3	MELON Alen	-	-	o	o	o	o	x			
3	SALOMON Michael	-	-	-	o	o	o	x			
7	SANCHO M	-	-	o	o	xo	o	x			
8	NAUMOVICH Artsiom	-	o	xo	o	o	xxo	x			
9	NILSEN Kristoffer	-	-	o	o	o	xxx				
10	BEER Lukas	-	o	o	o	xxx					

Qualified: qualifying perf. 2.20 (Q) or 12 best performers (q) to the advance to the Final

Results

Decathlon

Pole Vault Men - Decathlon

Start Time: 15:15

Rank	Name	Nat	Date of Birth	Order	Result	Points
1	VAN DER PLAETSEN Thomas	BEL	24 DEC 1990	2	5.10	941 PB
2	KNOBEL Jan Felix	GER	16 JAN 1989	8	5.00	910 PB
3	SHKURENEV Ilya	RUS	11 JAN 1991	6	5.00	910
4	CZAPIEWSKI Szymon	POL	19 MAY 1989	4	4.90	880 SB
5	NOLF Cedric	BEL	18 JUN 1989	6	4.90	880 PB
6	LARUSSON Einar Dadi	ISL	10 MAY 1990	1	4.90	880 PB
7	AUZEIL Bastien	FRA	22 OCT 1989	7	4.80	849
8	DUDAŠ Mihail	SRB	15 NOV 1989	10	4.70	819
9	HELCELET Adam Sebastian	CZE	27 OCT 1991	10	4.60	790
10	OLSON Petter	SWE	14 FEB 1991	5	4.60	790
11	LEPIK Hendrik	EST	18 APR 1990	2	4.60	790
12	MIKHAN Eduard	BLR	7 JUN 1989	4	4.60	790 SB
13	DISTELBERGER Dominik	AUT	16 MAR 1990	3	4.50	760
14	KAZMIEREK Kai	GER	28 JAN 1991	9	4.50	760
15	STEFEK Michal	CZE	3 MAY 1991	8	4.40	731
16	NILSSON Marcus	SWE	3 MAY 1991	5	4.30	702
17	GILDE Maximilian	GER	5 JAN 1990	9	4.30	702
18	LELIÉVRE Jérémy	FRA	8 FEB 1991	1	4.30	702 =SB
19	LUKYANENKO Artem	RUS	30 JAN 1990	11	4.00	617
	JORDAN Jonay	ESP	12 MAY 1991	3	NM	0
	KALLEBÄCK David	SWE	14 APR 1989	7	DNS	

		3.40	3.50	3.60	3.70	3.80	3.90	4.00	4.10	4.20	4.30	4.40	4.50	4.60	4.70	4.80	4.90	5.00	5.10	5.20
1	VAN DER PLAETSEN T	-	-	-	-	-	-	-	-	-	-	-	-	-	-	o	-	xxo	o	xxx
2	KNOBEL Jan Felix	-	-	-	-	-	-	-	-	-	-	-	-	-	-	o	o	o	o	xxx
3	SHKURENEV Ilya	-	-	-	-	-	-	-	-	xo	-	o	-	o	o	o	xxo	o	xxx	
4	CZAPIEWSKI Szymon	-	-	-	-	-	-	-	-	-	o	-	o	-	o	xxo	o	xxx		
5	NOLF Cedric	-	-	-	-	-	-	-	-	-	xo	-	o	o	o	xxo	o	xxx		
6	LARUSSON E	-	-	-	-	-	-	-	-	o	-	o	o	o	o	xo	xxo	xxx		
7	AUZEIL Bastien	-	-	-	-	-	-	-	-	-	-	-	-	-	-	o	-	xxx		
8	DUDAŠ Mihail	-	-	-	-	-	-	-	-	o	-	o	xxo	xo	xo	xxx				
9	HELCELET A	-	-	-	-	-	-	-	-	-	o	o	o	o	xxx					
10	OLSON Petter	-	-	-	-	-	-	-	-	-	xo	o	o	xxx						
11	LEPIK Hendrik	-	-	-	-	-	-	-	-	-	-	o	xxo	o	xxx					
12	MIKHAN Eduard	-	-	-	-	-	-	-	-	-	-	o	xo	xxo	xxx					
13	DISTELBERGER D	-	-	-	-	-	-	-	-	-	o	-	xo	xxx						
14	KAZMIEREK Kai	-	-	-	-	-	-	-	-	xxo	o	xxo	xxo	xxx						
15	STEFEK Michal	-	-	-	-	-	-	-	-	xxo	o	o	xxx							
16	NILSSON Marcus	-	-	-	-	xo	-	o	o	o	o	xxx								
17	GILDE Maximilian	-	-	-	-	-	-	-	xo	xo	o	xxx								
18	LELIÉVRE Jérémy	-	-	-	-	xo	-	o	-	xxo	o	xxx								
19	LUKYANENKO Artem	-	-	-	-	-	-	o	xxx											
	JORDAN Jonay	-	-	-	xxx															
	KALLEBÄCK David																			


Decathlon

Pole Vault Men - Decathlon Group A

Start Time: 15:15

Rank	Name	Nat	Date of Birth	Order	Result	Points
1	VAN DER PLAETSEN Thomas	BEL	24 DEC 1990	2	5.10	941 PB
2	KNOBEL Jan Felix	GER	16 JAN 1989	8	5.00	910 PB
3	SHKURENEV Ilya	RUS	11 JAN 1991	6	5.00	910
4	CZAPIEWSKI Szymon	POL	19 MAY 1989	4	4.90	880 SB
5	LARUSSON Einar Dadi	ISL	10 MAY 1990	1	4.90	880 PB
6	AUZEIL Bastien	FRA	22 OCT 1989	7	4.80	849
7	HELCELET Adam Sebastian	CZE	27 OCT 1991	10	4.60	790
8	OLSON Petter	SWE	14 FEB 1991	5	4.60	790
9	DISTELBERGER Dominik	AUT	16 MAR 1990	3	4.50	760
10	KAZMIEREK Kai	GER	28 JAN 1991	9	4.50	760
11	LUKYANENKO Artem	RUS	30 JAN 1990	11	4.00	617

INTERNET Service: www.european-athletics.org

Timing, Measurement & Data Service by  OMEGA

printed at FRI 15 JUL 2011 20:10

Page 12 of 27

Results

Pole Vault Men - Decathlon Group A (cont.)

Pole Vault Men - Decathlon Group A		3.40	3.50	3.60	3.70	3.80	3.90	4.00	4.10	4.20	4.30	4.40	4.50	4.60	4.70	4.80	4.90	5.00	5.10	5.20
1	VAN DER PLAETSEN T	-	-	-	-	-	-	-	-	-	-	-	-	-	-	o	-	xxo	o	xxx
2	KNOBEL Jan Felix	-	-	-	-	-	-	-	-	-	-	-	-	o	-	o	o	o	xxx	
3	SHKURENEV Ilya	-	-	-	-	-	-	-	-	xo	-	o	-	o	o	o	xxo	o	xxx	
4	CZAPIEWSKI Szymon	-	-	-	-	-	-	-	-	-	-	-	o	-	-	xxo	o	xxx		
5	LARUSSON E	-	-	-	-	-	-	-	-	o	-	o	o	o	o	xo	xxo	xxx		
6	AUZEIL Bastien	-	-	-	-	-	-	-	-	-	-	-	-	-	o	-	xxx			
7	HELCELET A	-	-	-	-	-	-	-	-	-	o	o	o	o	xxx					
8	OLSON Petter	-	-	-	-	-	-	-	-	-	xo	o	o	xxx						
9	DISTELBERGER D	-	-	-	-	-	-	-	-	o	-	xo	xxx							
10	KAZMIEREK Kai	-	-	-	-	-	-	-	-	xxo	o	xxo	xxo	xxx						
11	LUKYANENKO Artem	-	-	-	-	-	-	o	xxx											

Decathlon

Pole Vault Men - Decathlon Group B Start Time: 15:15

Rank	Name	Nat	Date of Birth	Order	Result	Points
1	NOLF Cedric	BEL	18 JUN 1989	6	4.90	880 PB
2	DUDAŠ Mihail	SRB	15 NOV 1989	10	4.70	819
3	LEPIK Hendrik	EST	18 APR 1990	2	4.60	790
4	MIKHAN Eduard	BLR	7 JUN 1989	4	4.60	790 SB
5	STEFEK Michal	CZE	3 MAY 1991	8	4.40	731
6	NILSSON Marcus	SWE	3 MAY 1991	5	4.30	702
7	GILDE Maximilian	GER	5 JAN 1990	9	4.30	702
8	LELIÈVRE Jérémy	FRA	8 FEB 1991	1	4.30	702 =SB
	JORDAN Jonay	ESP	12 MAY 1991	3	NM	0
	KALLEBÄCK David	SWE	14 APR 1989	7	DNS	

		3.40	3.50	3.60	3.70	3.80	3.90	4.00	4.10	4.20	4.30	4.40	4.50	4.60	4.70	4.80	4.90	5.00
1	NOLF Cedric	-	-	-	-	-	-	-	-	-	xo	-	o	o	o	xxo	o	xxx
2	DUDAŠ Mihail	-	-	-	-	-	-	-	-	o	-	o	xxo	xo	xo	xxx		
3	LEPIK Hendrik	-	-	-	-	-	-	-	-	-	-	o	xxo	o	xxx			
4	MIKHAN Eduard	-	-	-	-	-	-	-	-	-	-	o	xo	xxo	xxx			
5	STEFEK Michal	-	-	-	-	-	-	-	-	xxo	o	o	xxx					
6	NILSSON Marcus	-	-	-	-	xo	-	o	o	o	o	xxx						
7	GILDE Maximilian	-	-	-	-	-	-	-	xo	xo	o	xxx						
8	LELIÈVRE Jérémy	-	-	-	-	xo	-	o	-	xxo	o	xxx						
	JORDAN Jonay	-	-	-	xxx													
	KALLEBÄCK David																	

Long Jump Men

Final Start Time: 18:20

Rank	Name	Nat	Date of Birth	Order	Result
1	MENKOV Aleksandr	RUS	7 DEC 1990	7	8.08
2	CHUVA Marcos	POR	8 AUG 1989	4	7.94
3	VICTORIN Guillaume	FRA	26 MAY 1990	8	7.86 PB
4	AUCYNA Darius	LTU	7 MAY 1989	3	7.81
5	MISANS Elvjs	LAT	4 AUG 1989	6	7.72
6	OLLIKAINEN Roni	FIN	27 AUG 1990	2	7.71
7	CAMARA Alyn	GER	31 MAR 1989	10	7.71
8	CÁCERES Eusebio	ESP	10 SEP 1991	11	7.64
9	HUET Olivier	FRA	11 FEB 1989	12	7.57
10	STEMPNICK Nicolas	BEL	1 FEB 1989	9	7.54
11	PODGÓRSKI Konrad	POL	1 JUN 1989	1	7.47
12	VADEIKIS Marius	LTU	2 AUG 1989	5	7.44

Results

Final (cont.)

Final		1	2	3	4	5	6
1	MENKOV Aleksandr	7.36 (+0.2)	7.90 (+1.5)	7.96 (+0.7)	8.08 (+0.1)	x (+0.4)	x (0.0)
2	CHUVA Marcos	7.60 (+1.2)	7.94 (+0.6)	x (+1.7)	7.53 (+0.2)	7.66 (+0.7)	7.67 (+0.3)
3	VICTORIN Guillaume	x	7.86 (+1.8)	x (+1.0)	7.45 (+0.6)	7.59 (+0.8)	6.96 (+0.8)
4	AUCYNA Darius	7.77 (+1.7)	7.81 (+1.0)	7.80 (+1.6)	7.25 (+0.6)	x (+0.1)	x (+0.4)
5	MISANS Elvijs	x	x (+0.8)	7.62 (+0.2)	7.72 (+0.1)	x (+0.4)	7.69 (+0.6)
6	OLLIKAINEN Roni	7.62 (+0.9)	7.60 (0.0)	7.23 (+0.4)	7.71 (+0.6)	7.58 (+0.4)	7.52 (-0.1)
7	CAMARA Alyn	x (+0.6)	x (+0.5)	7.71 (+0.6)	5.06 (+0.3)	4.26 (+0.2)	x (0.0)
8	CÁCERES Eusebio	x (+0.3)	7.64 (+1.1)	x (+0.1)	x (0.0)	x (+0.5)	x (+0.2)
9	HUET Olivier	7.55 (+0.2)	x (+1.2)	7.57 (+0.2)			
10	STEMPNICK Nicolas	7.54 (+0.6)	x (+1.2)	7.49 (+0.2)			
11	PODGÓRSKI Konrad	x (+1.1)	7.47 (+0.8)	x (+0.2)			
12	VADEIKIS Marius	7.43 (+1.4)	x (+0.4)	7.44 (+0.9)			

Decathlon


Discus Men - Decathlon

Start Time: 12:15

Rank	Name	Nat	Date of Birth	Order	Result	Points
1	KNOBEL Jan Felix	GER	16 JAN 1989	6	49.09	851 PB
2	MIKHAN Eduard	BLR	7 JUN 1989	8	44.54	757
3	DUDAŠ Mihail	SRB	15 NOV 1989	1	43.67	740
4	SHKURENEV Ilya	RUS	11 JAN 1991	2	42.55	717 SB
5	NILSSON Marcus	SWE	3 MAY 1991	7	42.52	716 PB
6	NOLF Cedric	BEL	18 JUN 1989	10	41.60	697
7	LELIÉVRE Jérémy	FRA	8 FEB 1991	5	41.35	692 PB
8	AUZEIL Bastien	FRA	22 OCT 1989	8	40.76	680
9	OLSON Petter	SWE	14 FEB 1991	11	40.54	676 PB
10	CZAPIEWSKI Szymon	POL	19 MAY 1989	9	39.73	659
11	JORDAN Jonay	ESP	12 MAY 1991	4	39.67	658 PB
12	DISTELBERGER Dominik	AUT	16 MAR 1990	5	39.03	645
13	LUKYANENKO Artem	RUS	30 JAN 1990	3	38.73	639
14	GILDE Maximilian	GER	5 JAN 1990	4	38.17	627
15	HELCELET Adam Sebastian	CZE	27 OCT 1991	1	37.77	619
16	VAN DER PLAETSEN Thomas	BEL	24 DEC 1990	3	37.73	619 PB
17	LEPIK Hendrik	EST	18 APR 1990	7	37.43	613
18	KAZMIEREK Kai	GER	28 JAN 1991	2	37.42	612
19	LARUSSON Einar Dadi	ISL	10 MAY 1990	9	36.12	586
20	STEFEK Michal	CZE	3 MAY 1991	6	35.47	573
	KALLEBÄCK David	SWE	14 APR 1989	10	DNS	

	1	2	3
1	KNOBEL Jan Felix	49.09	x
2	MIKHAN Eduard	40.90	44.54
3	DUDAŠ Mihail	43.23	43.67
4	SHKURENEV Ilya	40.48	40.97
5	NILSSON Marcus	41.30	x
6	NOLF Cedric	39.96	37.44
7	LELIÉVRE Jérémy	40.55	41.35
8	AUZEIL Bastien	40.76	x
9	OLSON Petter	40.54	37.66
10	CZAPIEWSKI Szymon	31.77	39.73
11	JORDAN Jonay	38.54	x
12	DISTELBERGER D	39.03	x
13	LUKYANENKO Artem	x	37.19
14	GILDE Maximilian	38.17	36.93
15	HELCELET A	37.77	x
16	VAN DER PLAETSEN T	x	37.73
17	LEPIK Hendrik	37.43	x
18	KAZMIEREK Kai	x	37.42
19	LARUSSON E	33.63	31.90
20	STEFEK Michal	35.47	33.67
	KALLEBÄCK David		x

INTERNET Service: www.european-athletics.org

Timing, Measurement & Data Service by  OMEGA

printed at FRI 15 JUL 2011 20:10

Page 14 of 27

Results

Decathlon
Discus Men - Decathlon Group A
Start Time: 12:15

Rank	Name	Nat	Date of Birth	Order	Result	Points
1	MIKHAN Eduard	BLR	7 JUN 1989	8	44.54	757
2	DUDAŠ Mihail	SRB	15 NOV 1989	1	43.67	740
3	NOLF Cedric	BEL	18 JUN 1989	10	41.60	697
4	JORDAN Jonay	ESP	12 MAY 1991	4	39.67	658 PB
5	DISTELBERGER Dominik	AUT	16 MAR 1990	5	39.03	645
6	VAN DER PLAETSEN Thomas	BEL	24 DEC 1990	3	37.73	619 PB
7	LEPIK Hendrik	EST	18 APR 1990	7	37.43	613
8	KAZMIEREK Kai	GER	28 JAN 1991	2	37.42	612
9	LARUSSON Einar Dadi	ISL	10 MAY 1990	9	36.12	586
10	STEFEK Michal	CZE	3 MAY 1991	6	35.47	573

	1	2	3
1	MIKHAN Eduard 40.90	44.54	42.65
2	DUDAŠ Mihail 43.23	43.67	43.19
3	NOLF Cedric 39.96	37.44	41.60
4	JORDAN Jonay 38.54	x	39.67
5	DISTELBERGER D 39.03	x	x
6	VAN DER PLAETSEN T x	37.73	x
7	LEPIK Hendrik 37.43	x	36.93
8	KAZMIEREK Kai x	37.42	x
9	LARUSSON E 33.63	31.90	36.12
10	STEFEK Michal 35.47	33.67	x

Decathlon
Discus Men - Decathlon Group B
Start Time: 13:15

Rank	Name	Nat	Date of Birth	Order	Result	Points
1	KNOBEL Jan Felix	GER	16 JAN 1989	6	49.09	851 PB
2	SHKURENEV Ilya	RUS	11 JAN 1991	2	42.55	717 SB
3	NILSSON Marcus	SWE	3 MAY 1991	7	42.52	716 PB
4	LELIÈVRE Jérémy	FRA	8 FEB 1991	5	41.35	692 PB
5	AUZEIL Bastien	FRA	22 OCT 1989	8	40.76	680
6	OLSON Petter	SWE	14 FEB 1991	11	40.54	676 PB
7	CZAPIEWSKI Szymon	POL	19 MAY 1989	9	39.73	659
8	LUKYANENKO Artem	RUS	30 JAN 1990	3	38.73	639
9	GILDE Maximilian	GER	5 JAN 1990	4	38.17	627
10	HELCELET Adam Sebastian	CZE	27 OCT 1991	1	37.77	619
	KALLEBÄCK David	SWE	14 APR 1989	10	DNS	

	1	2	3
1	KNOBEL Jan Felix 49.09	x	x
2	SHKURENEV Ilya 40.48	40.97	42.55
3	NILSSON Marcus 41.30	x	42.52
4	LELIÈVRE Jérémy 40.55	41.35	40.60
5	AUZEIL Bastien 40.76	x	40.56
6	OLSON Petter 40.54	37.66	40.44
7	CZAPIEWSKI Szymon 31.77	39.73	39.34
8	LUKYANENKO Artem x	37.19	38.73
9	GILDE Maximilian 38.17	36.93	x
10	HELCELET A 37.77	x	x
	KALLEBÄCK David		

Results

Decathlon

Javelin Men - Decathlon

Start Time: 17:30

Rank	Name	Nat	Date of Birth	Order	Result	Points
1	KNOBEL Jan Felix	GER	16 JAN 1989	3	70.64	899
2	NOLF Cedric	BEL	18 JUN 1989	6	65.70	824
3	GILDE Maximilian	GER	5 JAN 1990	7	65.23	817 PB
4	VAN DER PLAETSEN Thomas	BEL	24 DEC 1990	4	63.57	792 PB
5	HELCELET Adam Sebastian	CZE	27 OCT 1991	2	61.21	756 PB
6	NILSSON Marcus	SWE	3 MAY 1991	1	59.07	724
7	SHKURENEV Ilya	RUS	11 JAN 1991	10	59.01	723 PB
8	DUDAŠ Mihail	SRB	15 NOV 1989	8	58.58	716 PB
9	MIKHAN Eduard	BLR	7 JUN 1989	1	57.10	694 PB
10	STEFEK Michal	CZE	3 MAY 1991	6	55.68	673
11	LUKYANENKO Artem	RUS	30 JAN 1990	3	55.46	670 PB
12	KAZMIEREK Kai	GER	28 JAN 1991	9	54.06	649 SB
13	DISTELBERGER Dominik	AUT	16 MAR 1990	10	52.21	621 SB
14	OLSON Petter	SWE	14 FEB 1991	5	50.66	598
15	AUZEIL Bastien	FRA	22 OCT 1989	9	50.45	595
16	JORDAN Jonay	ESP	12 MAY 1991	8	50.08	590 PB
17	LELIÉVRE Jérémy	FRA	8 FEB 1991	4	49.90	587
18	CZAPIEWSKI Szymon	POL	19 MAY 1989	2	49.00	574
19	LARUSSON Einar Dadi	ISL	10 MAY 1990	5	47.57	553
20	LEPIK Hendrik	EST	18 APR 1990	7	46.39	535

	1	2	3
1	KNOBEL Jan Felix 70.64	x	69.46
2	NOLF Cedric 65.60	61.12	65.70
3	GILDE Maximilian 64.72	65.23	59.31
4	VAN DER PLAETSEN T 63.57	60.80	62.15
5	HELCELET A 51.51	x	61.21
6	NILSSON Marcus 54.92	54.69	59.07
7	SHKURENEV Ilya 56.79	58.70	59.01
8	DUDAŠ Mihail 55.79	54.89	58.58
9	MIKHAN Eduard 53.71	57.10	55.60
10	STEFEK Michal x	55.68	52.33
11	LUKYANENKO Artem 54.93	55.46	51.87
12	KAZMIEREK Kai 54.06	50.93	52.75
13	DISTELBERGER D 52.21	52.18	49.17
14	OLSON Petter 49.68	46.41	50.66
15	AUZEIL Bastien x	50.45	x
16	JORDAN Jonay 49.86	50.08	48.29
17	LELIÉVRE Jérémy 47.49	48.91	49.90
18	CZAPIEWSKI Szymon 48.57	49.00	48.39
19	LARUSSON E 47.46	45.11	47.57
20	LEPIK Hendrik 46.39	x	43.29


Decathlon

Javelin Men - Decathlon Group A

Start Time: 17:30

Rank	Name	Nat	Date of Birth	Order	Result	Points
1	GILDE Maximilian	GER	5 JAN 1990	7	65.23	817 PB
2	HELCELET Adam Sebastian	CZE	27 OCT 1991	2	61.21	756 PB
3	NILSSON Marcus	SWE	3 MAY 1991	1	59.07	724
4	STEFEK Michal	CZE	3 MAY 1991	6	55.68	673
5	LUKYANENKO Artem	RUS	30 JAN 1990	3	55.46	670 PB
6	KAZMIEREK Kai	GER	28 JAN 1991	9	54.06	649 SB
7	DISTELBERGER Dominik	AUT	16 MAR 1990	10	52.21	621 SB
8	OLSON Petter	SWE	14 FEB 1991	5	50.66	598
9	JORDAN Jonay	ESP	12 MAY 1991	8	50.08	590 PB
10	LELIÉVRE Jérémy	FRA	8 FEB 1991	4	49.90	587

INTERNET Service: www.european-athletics.org

Timing, Measurement & Data Service by  OMEGA

printed at FRI 15 JUL 2011 20:10

Page 16 of 27

Results

Javelin Men - Decathlon Group A (cont.)

Javelin Men - Decathlon Group A			1	2	3
1	GILDE Maximilian	64.72	65.23	59.31	
2	HELCELET A	51.51	x	61.21	
3	NILSSON Marcus	54.92	54.69	59.07	
4	STEFEK Michal	x	55.68	52.33	
5	LUKYANENKO Artem	54.93	55.46	51.87	
6	KAZMIEREK Kai	54.06	50.93	52.75	
7	DISTELBERGER D	52.21	52.18	49.17	
8	OLSON Petter	49.68	46.41	50.66	
9	JORDAN Jonay	49.86	50.08	48.29	
10	LELIEVRE Jérémy	47.49	48.91	49.90	

Decathlon

Javelin Men - Decathlon Group B

Start Time: 18:30

Rank	Name	Nat	Date of Birth	Order	Result	Points
1	KNOBEL Jan Felix	GER	16 JAN 1989	3	70.64	899
2	NOLF Cedric	BEL	18 JUN 1989	6	65.70	824
3	VAN DER PLAETSEN Thomas	BEL	24 DEC 1990	4	63.57	792 PB
4	SHKURENEV Ilya	RUS	11 JAN 1991	10	59.01	723 PB
5	DUDAŠ Mihail	SRB	15 NOV 1989	8	58.58	716 PB
6	MIKHAN Eduard	BLR	7 JUN 1989	1	57.10	694 PB
7	AUZEIL Bastien	FRA	22 OCT 1989	9	50.45	595
8	CZAPIEWSKI Szymon	POL	19 MAY 1989	2	49.00	574
9	LARUSSON Einar Dadi	ISL	10 MAY 1990	5	47.57	553
10	LEPIK Hendrik	EST	18 APR 1990	7	46.39	535

1			2			3		
1	KNOBEL Jan Felix	70.64		x	69.46			
2	NOLF Cedric	65.60		61.12	65.70			
3	VAN DER PLAETSEN T	63.57		60.80	62.15			
4	SHKURENEV Ilya	56.79		58.70	59.01			
5	DUDAŠ Mihail	55.79		54.89	58.58			
6	MIKHAN Eduard	53.71		57.10	55.60			
7	AUZEIL Bastien	x		50.45	x			
8	CZAPIEWSKI Szymon	48.57		49.00	48.39			
9	LARUSSON E	47.46		45.11	47.57			
10	LEPIK Hendrik	46.39		x	43.29			

100m Women

Final

Start Time: 16:10

Wind: -1.7 m/s

Rank	Name	Nat	Date of Birth	Lane	Reaction time	Result
1	OGRAZEANU Andreea	ROU	24 MAR 1990	6	0.193	11.65
2	PIZHANKOVA Darya	UKR	9 JAN 1990	5	0.190	11.69
3	GÜNTHER Leena	GER	16 APR 1991	7	0.193	11.75
4	KIELBASINSKA Anna	POL	26 JUN 1990	3	0.162	11.77
5	GAYDU Émilie	FRA	5 FEB 1989	8	0.182	11.79
6	PYATACHENKO Viktoriya	UKR	7 MAY 1989	4	0.182	11.90
7	FILATOVA Yekaterina	RUS	11 AUG 1989	2	0.190	12.01
8	SAINT-MARC Jessie	FRA	16 JUL 1991	1	0.164	32.85

Results

200m Women

Round 1

Start Time: 18:25

Rank	Name	Nat	Date of Birth	Lane	Result
1	HJELMER Moa	SWE	19 JUN 1990	5	23.62 Q SB
2	GASSER Jacqueline	SUI	23 FEB 1990	7	23.64 Q PB
3	OGRAZEANU Andreea	ROU	24 MAR 1990	4	23.79 Q
4	KIELBASINSKA Anna	POL	26 JUN 1990	6	23.86 Q
4	PANTELEYEVA Marina	RUS	16 MAY 1989	5	23.86 Q
6	HAGEN Anouk	NED	30 APR 1990	3	23.87 Q
7	VASELL Kadene	NED	29 JAN 1989	6	23.95 q
8	DIAMOND Emily	GBR	11 JUN 1991	5	23.96 Q
9	PIZHANKOVA Darya	UKR	9 JAN 1990	6	24.01 Q
10	DOPHEIDE Marit	NED	28 DEC 1990	3	24.02 Q
11	OPON Martyna	POL	12 SEP 1991	3	24.08 Q
12	GAYDU Émilie	FRA	5 FEB 1989	4	24.10 Q
13	AMIDEI Martina	ITA	8 APR 1991	6	24.11 q
14	WHELAN Niamh	IRL	26 JUL 1990	3	24.13 q
15	GOUJON Sarah	FRA	11 SEP 1990	4	24.23 q
16	GARCÍA Estela	ESP	20 MAR 1989	2	24.26 Q
17	LEPSKA Ulyana	UKR	9 OCT 1991	4	24.28
18	REBERNIK Liona	SLO	28 NOV 1991	8	24.39
19	PAPAIOANNOU Ramona	CYP	15 JUN 1989	8	24.41
20	FURUNDARENA Alazne	ESP	19 SEP 1989	2	24.47
21	CALYDON Cornnelly	FRA	24 JUL 1989	5	24.48
22	PEDZIWIATR Milena	POL	25 OCT 1989	2	24.57
23	SLANINOVÁ Jana	CZE	16 JUL 1990	7	24.61
24	D'ANGELO Michaela	ITA	9 SEP 1989	7	24.67
25	KRSAKOVA Lenka	SVK	22 FEB 1991	8	24.69
26	MALINAUSKAITE Silvestra	LTU	21 MAR 1990	2	24.93
27	BORG Diane	MLT	12 SEP 1990	7	25.12
	AKINYEMI Folake	NOR	31 MAR 1990	8	DNS

200m Women

Round 1 Heat 1/4

Start Time: 18:25

Wind: -2.1 m/s

Rank	Name	Nat	Date of Birth	Lane	Reaction time	Result
1	HJELMER Moa	SWE	19 JUN 1990	5	0.167	23.62 Q SB
2	PIZHANKOVA Darya	UKR	9 JAN 1990	6	0.190	24.01 Q
3	OPON Martyna	POL	12 SEP 1991	3	0.194	24.08 Q
4	GOUJON Sarah	FRA	11 SEP 1990	4	0.208	24.23 q
5	PAPAIOANNOU Ramona	CYP	15 JUN 1989	8	0.179	24.41
6	D'ANGELO Michaela	ITA	9 SEP 1989	7	0.230	24.67
7	MALINAUSKAITE Silvestra	LTU	21 MAR 1990	2	0.171	24.93

200m Women


Round 1 Heat 2/4

Start Time: 18:31

Wind: 0.0 m/s

Rank	Name	Nat	Date of Birth	Lane	Reaction time	Result
1	GASSER Jacqueline	SUI	23 FEB 1990	7	0.209	23.64 Q PB
2	OGRAZEANU Andreea	ROU	24 MAR 1990	4	0.206	23.79 Q
3	PANTELEYEVA Marina	RUS	16 MAY 1989	5	0.194	23.86 Q
4	VASELL Kadene	NED	29 JAN 1989	6	0.205	23.95 q
5	WHELAN Niamh	IRL	26 JUL 1990	3	0.149	24.13 q
6	PEDZIWIATR Milena	POL	25 OCT 1989	2	0.217	24.57
7	KRSAKOVA Lenka	SVK	22 FEB 1991	8	0.181	24.69

INTERNET Service: www.european-athletics.org

Timing, Measurement & Data Service by  OMEGA

printed at FRI 15 JUL 2011 20:10

Page 18 of 27

Results

200m Women

Round 1 Heat 3/4

Start Time: 18:37

Wind: -1.8 m/s

Rank	Name	Nat	Date of Birth	Lane	Reaction time	Result
1	KIELBASINSKA Anna	POL	26 JUN 1990	6	0.198	23.86 Q
2	DOPHEIDE Marit	NED	28 DEC 1990	3	0.154	24.02 Q
3	GARCÍA Estela	ESP	20 MAR 1989	2	0.214	24.26 Q
4	LEPSKA Ulyana	UKR	9 OCT 1991	4	0.222	24.28
5	REBERNIK Liona	SLO	28 NOV 1991	8	0.183	24.39
6	CALYDON Cornnelly	FRA	24 JUL 1989	5	0.212	24.48
7	BORG Diane	MLT	12 SEP 1990	7	0.157	25.12

200m Women

Round 1 Heat 4/4

Start Time: 18:43

Wind: -1.4 m/s

Rank	Name	Nat	Date of Birth	Lane	Reaction time	Result
1	HAGEN Anouk	NED	30 APR 1990	3	0.162	23.87 Q
2	DIAMOND Emily	GBR	11 JUN 1991	5	0.186	23.96 Q
3	GAYDU Émilie	FRA	5 FEB 1989	4	0.223	24.10 Q
4	AMIDEI Martina	ITA	8 APR 1991	6	0.149	24.11 q
5	FURUNDARENA Alazne	ESP	19 SEP 1989	2	0.207	24.47
6	SLANINOVÁ Jana	CZE	16 JUL 1990	7	0.178	24.61
	AKINYEMI Folake	NOR	31 MAR 1990	8		DNS

Qualified: First 3 in each heat (Q) and 4 best performers (q) advance to the Semifinals

800m Women

Final

Start Time: 16:40

Rank	Name	Nat	Date of Birth	Lane	Result
1	ARZHAKOVA Yelena	RUS	8 SEP 1989	6	1:59.41 PB
2	AYDIN Merve	TUR	17 MAR 1990	7	2:00.46 SB
3	SHARP Lynsey	GBR	11 JUL 1990	5	2:00.65 PB
4	BULANOVA Alexandra	RUS	10 JUN 1989	3	2:01.40
5	KESSELRING Anne	GER	4 DEC 1989	4	2:02.97
6	BÜCHEL Selina	SUI	26 JUL 1991	2	2:04.25 PB
7	BRONIATOWSKA Katarzyna	POL	22 FEB 1990	1	2:04.62
8	LAVRIC Mirela	ROU	17 FEB 1991	8	2:12.99

Intermediate times: 400m 58.61 ARZHAKOVA Yelena (RUS)
600m 1:28.45 ARZHAKOVA Yelena (RUS)

Results

10000m Women

Final

Start Time: 17:20

Rank	Name	Nat	Date of Birth	Order	Result	
1	ABDULLAYEVA Layesh	AZE	29 MAY 1991	13	32:18.05	CR
2	KOVALENKO Lyudmyla	UKR	26 JUN 1989	7	33:35.36	
3	RIBEIRO Catarina	POR	31 MAY 1990	10	34:10.39	PB
4	HAHNER Lisa	GER	20 NOV 1989	9	34:12.05	PB
5	REBOULI Ourania	GRE	16 MAY 1989	14	34:15.15	PB
6	MATOSEVIC Matea	CRO	14 MAR 1989	11	34:28.94	NR
7	ROCHA Carla Salomé	POR	25 APR 1990	6	34:46.29	
8	MALEVICH Volha	BLR	14 APR 1989	4	34:46.79	PB
9	HAUERT Céline	SUI	12 JAN 1989	16	35:20.38	PB
10	CHYDENIUS Nina	FIN	28 JAN 1990	1	35:22.59	PB
11	TIYOURI Maor	ISR	13 AUG 1990	15	35:41.03	PB
12	WASZAK Karolina	POL	10 JAN 1989	8	35:50.11	
13	EBERHART Tanja	AUT	11 DEC 1989	2	36:15.09	
14	TAVÉ Jennifer	FRA	1 AUG 1990	5	36:33.13	
	ERDOGAN Meryem	TUR	24 APR 1990	3	DNF	
	KRÖCKERT Christina	GER	23 MAR 1989	12	DQ	R 163.6

Intermediate times:	1000m	3:35.74	TIYOURI Maor (ISR)
	2000m	7:05.66	TIYOURI Maor (ISR)
	3000m	10:22.56	ABDULLAYEVA Layesh (AZE)
	4000m	13:40.73	ABDULLAYEVA Layesh (AZE)
	5000m	16:45.36	ABDULLAYEVA Layesh (AZE)
	6000m	19:52.32	ABDULLAYEVA Layesh (AZE)
	7000m	22:56.00	ABDULLAYEVA Layesh (AZE)
	8000m	26:03.92	ABDULLAYEVA Layesh (AZE)
	9000m	29:11.92	ABDULLAYEVA Layesh (AZE)


Pole Vault Women

Qualification

Start Time: 10:10

Rank	Name	Nat	Date of Birth	Order	Result	
1	BLEASDALE Holly	GBR	2 NOV 1991	10	4.15	q
1	ROLOFF Annika	GER	10 MAR 1991	10	4.15	q
3	SCHMID Anna Katharina	SUI	2 DEC 1989	11	4.15	q
3	STEFANÍDI Ekateríni	GRE	4 FEB 1990	3	4.15	q
5	BENECCHI Giorgia	ITA	9 JUL 1989	8	4.15	q
5	SCHILDER Leonie	NED	15 SEP 1990	1	4.15	q
7	GROOT Denise	NED	26 MAY 1990	12	4.15	q
8	SAVCHENKO Anastasiya	RUS	15 NOV 1989	8	4.15	q
9	DAHLSTRÖM Malin	SWE	26 JUN 1989	11	4.15	q
10	VON EYNATTEN Victoria	GER	6 OCT 1991	13	4.15	q
11	MÁNOU Loréla	GRE	20 DEC 1990	5	4.15	q
12	BAUER Katharina	GER	12 JUN 1990	4	4.10	q
13	LOTOUT Marion	FRA	19 NOV 1989	7	4.10	
14	HOLM Caroline Bonde	DEN	19 JUL 1990	5	4.05	
15	ONOFRE Marta	POR	28 JAN 1991	9	3.95	PB
15	POUMARAT Anais	FRA	25 FEB 1989	9	3.95	
17	LECUYOT Hortense	FRA	4 FEB 1989	3	3.95	
18	LAZZARI Alessandra	ITA	4 MAY 1991	2	3.95	
19	FRANCH Carla	ESP	25 OCT 1989	12	3.85	
19	PÄRS Maarja	EST	8 FEB 1990	1	3.85	PB
21	GALLI Miriam	ITA	1991	7	3.85	
22	CASANOVA Marta	ESP	10 JAN 1989	6	3.85	
22	HØGH-PEDERSEN Iben	DEN	14 AUG 1990	4	3.85	
24	IVANOVA Anna	BUL	26 JUN 1990	2	3.85	
25	WILKINSON Claire	IRL	10 FEB 1989	6	3.50	

INTERNET Service: www.european-athletics.org

Timing, Measurement & Data Service by  OMEGA

printed at FRI 15 JUL 2011 20:10

Page 20 of 27

Results

Qualification (cont.)

Qualification		3.50	3.70	3.85	3.95	4.05	4.10	4.15
1	BLEASDALE Holly	-	-	-	-	o	o	o
1	ROLOFF Annika	-	o	-	o	o	o	o
3	SCHMID A	-	-	-	-	xo	o	o
3	STEFANIDI E	-	-	-	-	xo	o	o
5	BENECCHI Giorgia	-	-	o	o	xo	xo	o
5	SCHILDER Leonie	-	-	o	o	o	xxo	o
7	GROOT Denise	-	-	-	xo	xxo	xxo	o
8	SAVCHENKO A	-	-	-	-	o	-	xo
9	DAHLSTRÖM Malin	-	-	-	-	xo	o	xo
10	VON EYNATTEN V	-	-	xo	o	xo	xo	xo
11	MÁNOU Loréla	-	-	xo	xo	o	xo	xxo
12	BAUER Katharina	-	-	-	-	-	xo	xxx
13	LOTOUT Marion	-	-	o	o	o	xxo	xxx
14	HOLM C	-	-	-	-	o	-	xxx
15	ONOFRE Marta	o	o	o	o	xxx	-	-
15	POUMARAT Anais	-	-	o	o	xxx	-	-
17	LECUYOT Hortense	-	xo	xo	o	xxx	-	-
18	LAZZARI Alessandra	o	o	o	xo	xxx	-	-
19	FRANCH Carla	-	o	o	xxx	-	-	-
19	PÄRS Maarja	-	o	o	xxx	-	-	-
21	GALLI Miriam	xo	o	o	xxx	-	-	-
22	CASANOVA Marta	-	o	xo	xxx	-	-	-
22	HØGH-PEDERSEN Iben	-	-	xo	xxx	-	-	-
24	IVANOVA Anna	-	o	xxo	xxx	-	-	-
25	WILKINSON Claire	xo	xxx	-	-	-	-	-

Pole Vault Women

Qualification Group A

Start Time: 10:10

Rank	Name	Nat	Date of Birth	Order	Result
1	ROLOFF Annika	GER	10 MAR 1991	10	4.15 q
2	SCHMID Anna Katharina	SUI	2 DEC 1989	11	4.15 q
2	STEFANIDI Ekaterini	GRE	4 FEB 1990	3	4.15 q
4	BENECCHI Giorgia	ITA	9 JUL 1989	8	4.15 q SB
4	SCHILDER Leonie	NED	15 SEP 1990	1	4.15 q
6	BAUER Katharina	GER	12 JUN 1990	4	4.10 q
7	LOTOUT Marion	FRA	19 NOV 1989	7	4.10
8	HOLM Caroline Bonde	DEN	19 JUL 1990	5	4.05
9	ONOFRE Marta	POR	28 JAN 1991	9	3.95 PB
10	FRANCH Carla	ESP	25 OCT 1989	12	3.85
11	CASANOVA Marta	ESP	10 JAN 1989	6	3.85
12	IVANOVA Anna	BUL	26 JUN 1990	2	3.85

		3.50	3.70	3.85	3.95	4.05	4.10	4.15
1	ROLOFF Annika	-	o	-	o	o	o	o
2	SCHMID A	-	-	-	-	xo	o	o
2	STEFANIDI E	-	-	-	-	xo	o	o
4	BENECCHI Giorgia	-	-	o	o	xo	xo	o
4	SCHILDER Leonie	-	-	o	o	o	xxo	o
6	BAUER Katharina	-	-	-	-	-	xo	xxx
7	LOTOUT Marion	-	-	o	o	o	xxo	xxx
8	HOLM C	-	-	o	-	o	-	xxx
9	ONOFRE Marta	o	o	o	o	xxx	-	-
10	FRANCH Carla	-	o	o	xxx	-	-	-
11	CASANOVA Marta	-	o	xo	xxx	-	-	-
12	IVANOVA Anna	-	o	xxo	xxx	-	-	-

Results

Pole Vault Women
Qualification Group B
Start Time: 10:10

Rank	Name	Nat	Date of Birth	Order	Result
1	BLEASDALE Holly	GBR	2 NOV 1991	10	4.15 q
2	GROOT Denise	NED	26 MAY 1990	12	4.15 q
3	SAVCHENKO Anastasiya	RUS	15 NOV 1989	8	4.15 q
4	DAHLSTRÖM Malin	SWE	26 JUN 1989	11	4.15 q
5	VON EYNATTEN Victoria	GER	6 OCT 1991	13	4.15 q
6	MÁNOU Loréla	GRE	20 DEC 1990	5	4.15 q
7	POUMARAT Anais	FRA	25 FEB 1989	9	3.95
8	LECUYOT Hortense	FRA	4 FEB 1989	3	3.95
9	LAZZARI Alessandra	ITA	4 MAY 1991	2	3.95
10	PÄRS Maarja	EST	8 FEB 1990	1	3.85 PB
11	GALLI Miriam	ITA	1991	7	3.85
12	HØGH-PEDERSEN Iben	DEN	14 AUG 1990	4	3.85
13	WILKINSON Claire	IRL	10 FEB 1989	6	3.50


	3.50	3.70	3.85	3.95	4.05	4.10	4.15
1	BLEASDALE Holly	-	-	-	o	o	o
2	GROOT Denise	-	-	-	xo	xxo	o
3	SAVCHENKO A	-	-	-	-	o	xo
4	DAHLSTRÖM Malin	-	-	-	-	xo	xo
5	VON EYNATTEN V	-	-	xo	o	xo	xo
6	MÁNOU Loréla	-	-	xo	xo	o	xxo
7	POUMARAT Anais	-	-	o	o	xxx	
8	LECUYOT Hortense	-	xo	xo	o	xxx	
9	LAZZARI Alessandra	o	o	o	xo	xxx	
10	PÄRS Maarja	-	o	o	xxx		
11	GALLI Miriam	xo	o	o	xxx		
12	HØGH-PEDERSEN Iben	-	-	xo	xxx		
13	WILKINSON Claire	xo	xxx				

Qualified: qualifying perf. 4.20 (Q) or 12 best performers (q) to the advance to the Final

Triple Jump Women
Final
Start Time: 15:45

Rank	Name	Nat	Date of Birth	Order	Result
1	PAPAHŘÍSTOU Paraskeví	GRE	17 APR 1989	2	14.40
2	TOMA Carmen	ROU	28 MAR 1989	11	13.92
3	JAGACIAK Anna	POL	10 FEB 1990	3	13.86
4	ELBE Jenny	GER	18 APR 1990	6	13.73
5	KNYAZHEVA Hanna	UKR	25 SEP 1989	12	13.61
6	D'ELICIO Eleonora	ITA	28 MAY 1989	10	13.57 PB
7	AZPEITIA Maitane	ESP	1 MAR 1989	5	13.47 SB
8	DENYAYEVA Svetlana	RUS	1 APR 1991	7	13.31
9	GRIVA Mara	LAT	4 AUG 1989	9	13.23
10	BIELAWSKA Martyna	POL	15 NOV 1990	1	13.22
11	NOSOVA Jana	LTU	25 AUG 1990	8	12.86 SB
	GIERISCH Kristin	GER	20 AUG 1990	4	DNS

	1	2	3	4	5	6
1	PAPAHŘÍSTOU P	14.40 (+1.2)	x (+1.1)	x (+1.1)	13.98 (+1.2)	-
2	TOMA Carmen	x (+1.2)	13.73 (+1.5)	x (0.0)	13.92 (0.0)	x (+0.4)
3	JAGACIAK Anna	13.46 (+1.1)	13.64 (+2.0)	13.67 (+1.0)	13.86 (0.0)	13.75 (-0.1) 11.83 (+0.8)
4	ELBE Jenny	x (+0.8)	13.51 (+1.2)	13.73 (+0.7)	13.49 (+0.6)	13.41 (+1.0) x (+0.9)
5	KNYAZHEVA Hanna	13.61 (+1.1)	13.36 (+2.1)	13.53 (0.0)	x (+1.8)	13.36 (+0.5) 13.22 (+0.5)
6	D'ELICIO Eleonora	13.57 (+1.2)	13.49 (+0.8)	13.24 (0.0)	13.08 (0.0)	x (+1.1) 13.17 (+0.6)
7	AZPEITIA Maitane	13.47 (+0.9)	13.07 (+0.3)	x (+0.9)	x (0.0)	x (+2.0) 12.93 (+0.4)
8	DENYAYEVA Svetlana	13.20 (+1.7)	13.31 (+1.2)	12.89 (0.0)	11.90 (0.0)	13.10 (+1.4) x (0.0)
9	GRIVA Mara	13.03 (+1.1)	13.23 (+1.2)	x (0.0)		
10	BIELAWSKA Martyna	x (+0.1)	12.98 (+0.2)	13.22 (+0.7)		
11	NOSOVA Jana	12.86 (+0.3)	12.66 (+0.6)	12.70 (0.0)		
	GIERISCH Kristin					

INTERNET Service: www.european-athletics.org
Timing, Measurement & Data Service by 

printed at FRI 15 JUL 2011 20:10

Page 22 of 27

Results

Shot Put Women

Qualification

Start Time: 10:00

Rank	Name	Nat	Date of Birth	Order	Result	
1	KLEEBERG Sophie	GER	30 MAY 1990	11	17.39	Q
2	KOLODKO Yevgeniya	RUS	2 JUL 1990	2	16.97	Q
2	MÁRTON Anita	HUN	15 JAN 1989	7	16.97	Q
4	OBLESHCHUK Halyna	UKR	23 FEB 1989	5	16.88	Q
5	GUBA Paulina	POL	14 MAY 1991	4	16.42	Q
6	BOEKELMAN Melissa	NED	11 MAY 1989	1	16.11	Q
7	SVIRIDOVA Olesya	RUS	29 OCT 1989	11	15.91	Q
8	BURKHARDT Samira	GER	9 AUG 1990	6	15.60	Q
9	ZEBROWSKA Magdalena	POL	11 JAN 1991	2	15.49	q
10	MULBJERG Trine	DEN	23 APR 1990	6	15.46	q
11	NGOMA Fabienne	FRA	2 FEB 1991	4	14.68	q
12	ZOGOVIĆ Ana	SUI	11 JAN 1989	1	14.63	q
13	KIEL Pamela	NED	9 APR 1991	3	14.59	
14	METSKEYEV Anastasia	ISR	18 JUL 1991	8	14.53	
15	CERVENKOVÁ Markéta	CZE	20 AUG 1991	9	14.51	
16	PEREZ Helena	FRA	13 SEP 1991	5	14.23	
17	KANTANEN Katja	FIN	19 MAY 1991	12	14.23	
18	VIESCA Nazaret	ESP	15 JAN 1989	3	14.15	
19	HUS Spela	SLO	25 DEC 1989	9	14.04	
20	KRISTOFICOVA Ivana	SVK	24 MAY 1990	8	14.02	
21	TREIEL Linda	EST	8 MAY 1991	10	13.93	
22	IANCU Ioana Alexandra	ROU	8 SEP 1991	10	13.93	
23	ÅKERSTRÖM Frida	SWE	29 NOV 1990	7	13.55	

	1	2	3
1	KLEEBERG Sophie	17.39	
2	KOLODKO Yevgeniya	16.97	
2	MÁRTON Anita	16.97	
4	OBLESHCHUK Halyna	16.88	
5	GUBA Paulina	16.42	
6	BOEKELMAN Melissa	16.11	
7	SVIRIDOVA Olesya	15.91	
8	BURKHARDT Samira	15.60	
9	ZEBROWSKA M	14.96	15.15
10	MULBJERG Trine	14.57	14.76
11	NGOMA Fabienne	14.23	14.68
12	ZOGOVIĆ Ana	14.59	14.61
13	KIEL Pamela	14.53	x
14	METSKEYEV Anastasia	14.53	x
15	CERVENKOVÁ Markéta	14.40	14.42
16	PEREZ Helena	14.23	x
17	KANTANEN Katja	14.23	x
18	VIESCA Nazaret	13.99	14.15
19	HUS Spela	x	14.03
20	KRISTOFICOVA Ivana	x	14.02
21	TREIEL L	11.62	13.83
22	IANCU I	13.93	x
23	ÅKERSTRÖM Frida	x	12.72

Results

Shot Put Women

Qualification Group A

Start Time: 10:00

Rank	Name	Nat	Date of Birth	Order	Result	
1	OBLESHCHUK Halyna	UKR	23 FEB 1989	5	16.88	Q
2	BOEKELMAN Melissa	NED	11 MAY 1989	1	16.11	Q
3	SVIRIDOVA Olesya	RUS	29 OCT 1989	11	15.91	Q
4	BURKHARDT Samira	GER	9 AUG 1990	6	15.60	Q
5	ZEBROWSKA Magdalena	POL	11 JAN 1991	2	15.49	q
6	NGOMA Fabienne	FRA	2 FEB 1991	4	14.68	q
7	METSKEYEV Anastasia	ISR	18 JUL 1991	8	14.53	
8	KANTANEN Katja	FIN	19 MAY 1991	12	14.23	
9	VIESCA Nazaret	ESP	15 JAN 1989	3	14.15	
10	HUS Spela	SLO	25 DEC 1989	9	14.04	
11	IANCU Ioana Alexandra	ROU	8 SEP 1991	10	13.93	
12	ÅKERSTRÖM Frida	SWE	29 NOV 1990	7	13.55	

	1	2	3
1	OBLESHCHUK Halyna	16.88	
2	BOEKELMAN Melissa	16.11	
3	SVIRIDOVA Olesya	15.91	
4	BURKHARDT Samira	15.60	
5	ZEBROWSKA M	14.96	15.15
6	NGOMA Fabienne	14.23	14.68
7	METSKEYEV Anastasia	14.53	x
8	KANTANEN Katja	14.23	x
9	VIESCA Nazaret	13.99	14.15
10	HUS Spela	x	14.03
11	IANCU I	13.93	x
12	ÅKERSTRÖM Frida	x	12.72

Shot Put Women

Qualification Group B

Start Time: 10:00

Rank	Name	Nat	Date of Birth	Order	Result	
1	KLEEBERG Sophie	GER	30 MAY 1990	11	17.39	Q
2	KOLODKO Yevgeniya	RUS	2 JUL 1990	2	16.97	Q
2	MÁRTON Anita	HUN	15 JAN 1989	7	16.97	Q
4	GUBA Paulina	POL	14 MAY 1991	4	16.42	Q
5	MULBJERG Trine	DEN	23 APR 1990	6	15.46	q NR
6	ZOGOVIĆ Ana	SUI	11 JAN 1989	1	14.63	q
7	KIEL Pamela	NED	9 APR 1991	3	14.59	
8	CERVENKOVÁ Markéta	CZE	20 AUG 1991	9	14.51	
9	PEREZ Helena	FRA	13 SEP 1991	5	14.23	
10	KRISTOFICOVA Ivana	SVK	24 MAY 1990	8	14.02	
11	TREIEL Linda	EST	8 MAY 1991	10	13.93	

	1	2	3
1	KLEEBERG Sophie	17.39	
2	KOLODKO Yevgeniya	16.97	
2	MÁRTON Anita	16.97	
4	GUBA Paulina	16.42	
5	MULBJERG Trine	14.57	14.76
6	ZOGOVIĆ Ana	14.59	14.61
7	KIEL Pamela	14.53	x
8	CERVENKOVÁ Markéta	14.40	14.42
9	PEREZ Helena	14.23	x
10	KRISTOFICOVA Ivana	x	14.02
11	TREIEL L	11.62	13.83

Qualified: qualifying perf. 15.50 (Q) or 12 best performers (q) to the advance to the Final

Results

Shot Put Women

Final Start Time: 17:35

Rank	Name	Nat	Date of Birth	Order	Result
1	KOLODKO Yevgeniya	RUS	2 JUL 1990	5	18.87
2	KLEEBERG Sophie	GER	30 MAY 1990	2	17.92
3	BOEKELMAN Melissa	NED	11 MAY 1989	3	17.88
4	GUBA Paulina	POL	14 MAY 1991	4	17.17
5	MÁRTON Anita	HUN	15 JAN 1989	7	17.09
6	OBLESHCHUK Halyna	UKR	23 FEB 1989	6	16.87
7	SVIRIDOVA Olesya	RUS	29 OCT 1989	10	16.81
8	BURKHARDT Samira	GER	9 AUG 1990	8	16.38
9	ZEBROWSKA Magdalena	POL	11 JAN 1991	9	15.09
10	NGOMA Fabienne	FRA	2 FEB 1991	1	14.17
11	MULBJERG Trine	DEN	23 APR 1990	11	14.05
12	ZOGOVIĆ Ana	SUI	11 JAN 1989	12	13.29

	1	2	3	4	5	6	
1	KOLODKO Yevgeniya	17.10	18.22	17.83	x	18.84	18.87
2	KLEEBERG Sophie	16.48	17.92	x	x	17.19	17.33
3	BOEKELMAN Melissa	x	17.26	17.62	x	x	17.88
4	GUBA Paulina	17.17	x	16.73	x	x	x
5	MÁRTON Anita	16.42	16.92	17.09	16.65	16.85	16.99
6	OBLESHCHUK Halyna	15.71	16.65	16.73	x	16.87	16.85
7	SVIRIDOVA Olesya	x	16.12	16.74	x	16.24	16.81
8	BURKHARDT Samira	16.29	16.31	x	16.38	x	16.28
9	ZEBROWSKA M	14.57	14.58	15.09			
10	NGOMA Fabienne	14.17	14.09	x			
11	MULBJERG Trine	x	14.05	x			
12	ZOGOVIĆ Ana	x	13.29	x			

Discus Women

Final Start Time: 15:25

Rank	Name	Nat	Date of Birth	Order	Result
1	FISCHER Julia	GER	1 APR 1990	4	59.60
2	KASHTANAVA Nastassia	BLR	14 JAN 1989	5	56.25
3	MÁRTON Anita	HUN	15 JAN 1989	1	54.14
4	ANAGNOSTOPOULOU Chryssoula	GRE	27 AUG 1991	2	53.43
5	RODRIGUES Irina	POR	5 FEB 1991	9	52.71
6	APOSTOLICO Tamara	ITA	28 APR 1989	3	51.63
7	GLATRE Coralie	FRA	26 SEP 1989	11	50.88
8	WELLER Anna-Katharina	GER	5 FEB 1989	7	50.32
9	HIRVONEN Katri	FIN	25 JUN 1990	8	48.87
10	STROKOVA Yekaterina	RUS	17 DEC 1989	6	48.16
11	MATTILA Elina	FIN	7 SEP 1989	12	47.84
12	KUBELOVÁ Jitka	CZE	2 OCT 1991	10	47.10

	1	2	3	4	5	6	
1	FISCHER Julia	56.31	56.45	57.97	57.90	56.98	59.60
2	KASHTANAVA N	55.05	56.25	54.39	x	52.83	51.34
3	MÁRTON Anita	52.35	53.58	52.69	x	54.14	x
4	ANAGNOSTOPOULOU C	52.44	52.37	51.16	52.66	53.43	52.63
5	RODRIGUES Irina	52.71	50.52	x	x	50.50	x
6	APOSTOLICO Tamara	48.00	51.01	50.27	51.63	50.77	x
7	GLATRE Coralie	50.88	45.18	x	48.28	x	49.26
8	WELLER A	50.32	x	x	x	x	48.79
9	HIRVONEN Katri	48.87	48.45	x			
10	STROKOVA Y	x	48.16	x			
11	MATTILA Elina	46.00	x	47.84			
12	KUBELOVÁ Jitka	x	x	47.10			

Results

Hammer Women

Qualification

Start Time: 10:00

Rank	Name	Nat	Date of Birth	Order	Result
1	PERIE Bianca	ROU	1 JUN 1990	4	69.91 Q
2	FIODOROW Joanna	POL	4 MAR 1989	10	68.97 Q PB
3	SAFRÁNKOVÁ Katerina	CZE	8 JUN 1989	6	66.55 Q
4	KRÁLOVÁ Tereza	CZE	22 OCT 1989	4	66.44 Q
5	HITCHON Sophie	GBR	11 JUL 1991	7	66.02 Q
6	GUEHASEIM Jessika	FRA	23 AUG 1989	3	65.75 Q
7	RAAD Trude	NOR	27 APR 1990	9	63.43 Q PB
8	WOLFARTH Gabi	GER	6 SEP 1989	7	62.66 q
9	PENTTILÄ Jenni	FIN	9 MAR 1991	2	62.44 q
10	KASTROVA Alina	BLR	2 MAR 1990	8	62.16 q
11	OZORAI Jenny	HUN	3 DEC 1990	10	61.72 q
12	SZEWA Magdalena	POL	20 SEP 1990	5	61.13 q
13	SHAYUNOVA Natallia	BLR	11 SEP 1989	5	60.84
14	KROUZKOVÁ Kristýna	CZE	5 MAR 1990	2	60.75
15	SALMELA Johanna	FIN	6 NOV 1990	9	60.52
16	MIETTINEN Jonna	FIN	7 DEC 1990	6	60.49
17	VANGSNES Katja	NOR	16 NOV 1991	3	60.19
18	STORM Ida	SWE	26 DEC 1991	1	59.60
19	GERGELICS Cintia	HUN	16 NOV 1991	1	59.60
20	MASSAMBA Tatiana	FRA	17 AUG 1989	8	52.79

1	PERIE Bianca	69.91		
2	FIODOROW Joanna	68.97		
3	SAFRÁNKOVÁ K	66.55		
4	KRÁLOVÁ Tereza	66.44		
5	HITCHON Sophie	x	66.02	
6	GUEHASEIM Jessika	62.34	65.75	
7	RAAD Trude	62.35	63.43	
8	WOLFARTH Gabi	62.34	x	62.66
9	PENTTILÄ Jenni	61.68	62.44	59.38
10	KASTROVA Alina	x	60.56	62.16
11	OZORAI Jenny	61.72	x	60.78
12	SZEWA Magdalena	x	58.15	61.13
13	SHAYUNOVA Natallia	x	60.84	60.18
14	KROUZKOVÁ Kristýna	60.75	x	x
15	SALMELA Johanna	x	60.52	x
16	MIETTINEN Jonna	59.68	60.15	60.49
17	VANGSNES Katja	58.05	60.19	x
18	STORM Ida	59.60	57.63	56.80
19	GERGELICS Cintia	56.05	x	59.60
20	MASSAMBA Tatiana	52.79	x	x

Hammer Women

Qualification Group A

Start Time: 10:00

Rank	Name	Nat	Date of Birth	Order	Result
1	FIODOROW Joanna	POL	4 MAR 1989	10	68.97 Q PB
2	SAFRÁNKOVÁ Katerina	CZE	8 JUN 1989	6	66.55 Q
3	KRÁLOVÁ Tereza	CZE	22 OCT 1989	4	66.44 Q
4	HITCHON Sophie	GBR	11 JUL 1991	7	66.02 Q
5	PENTTILÄ Jenni	FIN	9 MAR 1991	2	62.44 q
6	SHAYUNOVA Natallia	BLR	11 SEP 1989	5	60.84
7	SALMELA Johanna	FIN	6 NOV 1990	9	60.52
8	VANGSNES Katja	NOR	16 NOV 1991	3	60.19
9	GERGELICS Cintia	HUN	16 NOV 1991	1	59.60
10	MASSAMBA Tatiana	FRA	17 AUG 1989	8	52.79

Results

Qualification Group A (cont.)

Qualification Group A		1	2	3
1	FIODOROW Joanna	68.97		
2	SAFRANKOVÁ K	66.55		
3	KRÁLOVÁ Tereza	66.44		
4	HITCHON Sophie	x	66.02	
5	PENTTILÄ Jenni	61.68	62.44	59.38
6	SHAYUNOVA Natalia	x	60.84	60.18
7	SALMELA Johanna	x	60.52	x
8	VANGSNES Katja	58.05	60.19	x
9	GERGELICS Cintia	56.05	x	59.60
10	MASSAMBA Tatiana	52.79	x	x

Hammer Women

Qualification Group B

Start Time: 11:05

Rank	Name	Nat	Date of Birth	Order	Result
1	PERIE Bianca	ROU	1 JUN 1990	4	69.91 Q
2	GUEHASEIM Jessika	FRA	23 AUG 1989	3	65.75 Q
3	RAAD Trude	NOR	27 APR 1990	9	63.43 Q PB
4	WOLFARTH Gabi	GER	6 SEP 1989	7	62.66 q
5	KASTROVA Alina	BLR	2 MAR 1990	8	62.16 q
6	OZORAI Jenny	HUN	3 DEC 1990	10	61.72 q
7	SZEWA Magdalena	POL	20 SEP 1990	5	61.13 q
8	KROUZKOVÁ Kristýna	CZE	5 MAR 1990	2	60.75
9	MIETTINEN Jonna	FIN	7 DEC 1990	6	60.49
10	STORM Ida	SWE	26 DEC 1991	1	59.60

		1	2	3
1	PERIE Bianca	69.91		
2	GUEHASEIM Jessika	62.34	65.75	
3	RAAD Trude	62.35	63.43	
4	WOLFARTH Gabi	62.34	x	62.66
5	KASTROVA Alina	x	60.56	62.16
6	OZORAI Jenny	61.72	x	60.78
7	SZEWA Magdalena	x	58.15	61.13
8	KROUZKOVÁ Kristýna	60.75	x	x
9	MIETTINEN Jonna	59.68	60.15	60.49
10	STORM Ida	59.60	57.63	56.80

Qualified: qualifying perf. 63.00 (Q) or 12 best performers (q) to the advance to the Final


15 JUL 2011

Final Results Decathlon

EUROPEAN U23 RECORD	8617	Andrei KRAUCHANKA	BLR	Götzis (AUT)	26 MAY 2007
CHAMPIONSHIP RECORD	8492	Andrei KRAUCHANKA	BLR	Debrecen (HUN)	13 JUL 2007

Rank	Bib	Name	Nat	SB	100m	LJ	SP	HJ	400m	110H	DT	PV	JT	1K5	Points	Points Behind Leader
1	118	VAN DER PLAETSEN Thomas	BEL	8157	11.29 (-1.9) 797 (18) 1777 (6)	7.68 (+1.3) 980 (1) 2463 (5)	13.31 (+1.3) 686 (11) 2463 (5)	2.07 (+1.3) 868 (1) 3331 (3)	48.64 (-0.9) 878 (6) 4209 (4)	14.68 (-0.9) 889 (5) 5098 (4)	37.73 (-0.9) 619 (16) 5717 (5)	5.10 (-0.9) 941 (1) 6658 (2)	63.57 (-0.9) 792 (4) 7450 (1)	4:35.84 (-0.9) 707 (9) 7450 (1)	8157	PB
2	126	MIKHAN Eduard	BLR	8152	10.77 (+1.6) 912 (3) 1857 (2)	7.54 (+0.6) 945 (2) 2584 (1)	13.98 (+0.6) 727 (5) 3342 (2)	1.95 (+0.6) 758 (9) 4250 (1)	48.02 (-0.5) 908 (4) 5124 (2)	14.80 (-0.5) 874 (8) 5881 (1)	44.54 (-0.5) 757 (2) 6671 (1)	4.60 (-0.5) 790 (9) 6671 (1)	57.10 (-0.5) 694 (9) 7365 (2)	4:23.67 (-0.5) 787 (2) 7365 (2)	8152	5 PB
3	551	DUDAŠ Mihail	SRB	8117	10.71 (+1.6) 926 (2) 1851 (3)	7.46 (+1.6) 925 (3) 2529 (3)	13.18 (+1.6) 678 (14) 3314 (4)	1.98 (+1.6) 785 (6) 3314 (4)	47.47 (-0.5) 935 (2) 4249 (2)	15.13 (-0.5) 834 (14) 5083 (5)	43.67 (-0.5) 740 (3) 5823 (2)	4.70 (-0.5) 819 (8) 6642 (3)	58.58 (-0.5) 716 (8) 7358 (3)	4:27.79 (-0.5) 759 (4) 7358 (3)	8117	40 PB
4	148	HELCELET Adam Sebastian	CZE	7969	10.81 (+0.3) 903 (4) 1784 (4)	7.28 (+1.0) 881 (7) 2503 (4)	13.85 (+1.0) 719 (7) 3343 (1)	2.04 (+1.0) 840 (2) 4213 (3)	48.82 (-0.9) 870 (7) 5143 (1)	14.35 (-0.9) 930 (2) 5762 (3)	37.77 (-0.9) 619 (15) 5823 (2)	4.60 (-0.9) 790 (9) 6552 (4)	61.21 (-0.9) 756 (5) 7308 (4)	4:43.55 (-0.9) 658 (13) 7308 (4)	7966	191
5	539	SHKURENEV Ilya	RUS	7894	11.09 (+0.3) 841 (12) 1719 (8)	7.27 (+1.4) 878 (9) 2379 (11)	12.88 (+1.4) 660 (16) 3192 (8)	2.01 (+1.4) 813 (5) 3192 (8)	49.84 (0.0) 822 (13) 4014 (8)	14.97 (0.0) 853 (11) 4867 (9)	42.55 (0.0) 717 (4) 5584 (7)	5.00 (0.0) 910 (2) 6494 (5)	59.01 (0.0) 723 (7) 7217 (5)	4:40.56 (0.0) 677 (11) 7217 (5)	7894	263 PB
6	323	KAZMIEREK Kai	GER	7802	10.93 (+1.6) 876 (5) 1781 (5)	7.38 (+2.2) 905 (5) 2396 (10)	12.14 (+2.2) 615 (20) 3236 (6)	2.04 (+2.2) 840 (2) 4207 (5)	46.75 (-0.9) 971 (1) 5110 (3)	14.56 (-0.9) 903 (4) 5722 (4)	37.42 (-0.9) 612 (18) 5722 (4)	4.50 (-0.9) 760 (13) 6482 (6)	54.06 (-0.9) 649 (12) 7131 (6)	4:41.79 (-0.9) 669 (12) 7131 (6)	7800	357
7	101	DISTELBERGER Dominik	AUT	7840	10.54 (+1.6) 966 (1) 1879 (1)	7.41 (+0.5) 913 (4) 2452 (6)	11.45 (+0.5) 573 (21) 3157 (10)	1.89 (+0.5) 705 (18) 3157 (10)	47.94 (-0.9) 912 (3) 4069 (7)	14.43 (-0.9) 920 (3) 4989 (6)	39.03 (-0.9) 645 (12) 5634 (6)	4.50 (-0.9) 760 (13) 6394 (7)	52.21 (-0.9) 621 (13) 7015 (8)	4:33.83 (-0.9) 720 (5) 7015 (8)	7735	422
8	583	OLSON Petter	SWE	7724	10.99 (+1.6) 863 (10) 1698 (11)	7.09 (+0.6) 835 (14) 2359 (14)	12.90 (+0.6) 661 (15) 3117 (12)	1.95 (+0.6) 758 (9) 3117 (12)	48.36 (-0.9) 892 (5) 4009 (9)	14.73 (-0.9) 882 (6) 4891 (8)	40.54 (-0.9) 676 (9) 5567 (9)	4.60 (-0.9) 790 (9) 6357 (8)	50.66 (-0.9) 598 (14) 6955 (9)	4:26.29 (-0.9) 769 (3) 6955 (9)	7724	433 PB
9	114	NOLF Cedric	BEL	7640	11.27 (-1.9) 801 (17) 1658 (14)	7.18 (+0.7) 857 (11) 2355 (15)	13.48 (+0.7) 697 (8) 3060 (16)	1.89 (+0.7) 705 (18) 3060 (16)	50.30 (-0.5) 801 (15) 3861 (16)	15.03 (-0.5) 846 (13) 4707 (14)	41.60 (-0.5) 697 (6) 5404 (13)	4.90 (-0.5) 880 (4) 6284 (10)	65.70 (-0.5) 824 (2) 7108 (7)	5:04.91 (-0.5) 532 (16) 7108 (7)	7640	517 PB
10	310	GILDE Maximilian	GER	7717	11.16 (+0.3) 825 (14) 1723 (7)	7.35 (+0.7) 898 (6) 2373 (13)	12.72 (+0.7) 650 (19) 3104 (13)	1.92 (+0.7) 731 (15) 3916 (13)	50.05 (0.0) 812 (14) 4795 (10)	14.76 (0.0) 879 (7) 5422 (12)	38.17 (0.0) 627 (14) 5422 (12)	4.30 (0.0) 702 (16) 6124 (14)	65.23 (0.0) 817 (3) 6941 (10)	4:40.51 (0.0) 677 (10) 6941 (10)	7618	539
11	532	LUKYANENKO Artem	RUS	7869	10.96 (+1.6) 870 (8) 1651 (15)	6.86 (-0.9) 781 (19) 2403 (9)	14.39 (-0.9) 752 (3) 3161 (9)	1.95 (-0.9) 758 (9) 3161 (9)	49.41 (-0.9) 842 (11) 4003 (10)	14.33 (-0.9) 932 (1) 4935 (7)	38.73 (-0.9) 639 (13) 5574 (8)	4.00 (-0.9) 617 (19) 6191 (12)	55.46 (-0.9) 670 (11) 6861 (12)	4:34.34 (-0.9) 716 (6) 6861 (12)	7577	580
12	378	LARUSSON Einar Dadi	ISL	7587	11.17 (+0.3) 823 (15) 1704 (10)	7.28 (+0.6) 881 (7) 2275 (19)	11.42 (+0.6) 571 (22) 3060 (15)	1.98 (+0.6) 785 (6) 3906 (15)	49.32 (-0.9) 846 (10) 4777 (12)	14.82 (-0.9) 871 (9) 5363 (14)	36.12 (-0.9) 586 (19) 4777 (12)	4.90 (-0.9) 880 (4) 6243 (11)	47.57 (-0.9) 553 (19) 6796 (13)	4:34.96 (-0.9) 712 (7) 6796 (13)	7508	649
13	233	AUZEIL Bastien	FRA	7683	11.54 (-1.9) 744 (19) 1601 (19)	7.18 (+1.8) 857 (11) 2412 (8)	15.35 (+1.8) 811 (2) 2412 (8)	1.98 (+1.8) 785 (6) 3197 (7)	51.39 (0.0) 752 (17) 3949 (11)	15.13 (0.0) 834 (14) 4783 (11)	40.76 (0.0) 680 (8) 5463 (10)	4.80 (0.0) 849 (7) 6312 (9)	50.45 (0.0) 595 (15) 6907 (11)	5:05.52 (0.0) 528 (17) 6907 (11)	7435	722
14	253	LELIÈVRE Jérémy	FRA	7468	10.95 (+1.6) 872 (6) 1679 (12)	6.97 (+0.3) 807 (16) 2428 (7)	14.33 (+0.3) 749 (4) 3055 (17)	1.80 (+0.3) 627 (21) 3913 (14)	49.07 (0.0) 858 (8) 4766 (13)	14.97 (0.0) 853 (11) 5458 (11)	41.35 (0.0) 692 (7) 5458 (11)	4.30 (0.0) 702 (16) 6160 (13)	49.90 (0.0) 587 (17) 6747 (15)	4:49.63 (0.0) 621 (14) 6747 (15)	7368	789

 INTERNET Service: www.european-athletics.org

 Timing, Measurement & Data Service by 

printed at FRI 15 JUL 2011 19:57

Page 1 of 2

15 JUL 2011

Final Results
Decathlon

Rank	Bib	Name	Nat	SB	100m	LJ	SP	HJ	400m	110H	DT	PV	JT	1K5	Points	Points Behind Leader	
15	160	STEFEK Michal	CZE	7384	10.96 (+0.3) 870 (8) 1677 (13)	6.97 (+1.0) 807 (16) 2337 (17)	12.88 660 (16) 2337 (17)	1.95 758 (9) 3095 (14)	49.44 841 (12) 3936 (12)	16.94 (0.0) 631 (19) 4567 (16)	35.47 573 (20) 5140 (17)	4.40 731 (15) 5871 (17)	55.68 673 (10) 6544 (17)	4:35.03 712 (8) 6544 (17)	7256	901	
16	581	NILSSON Marcus	SWE	7400	11.83 (-1.9) 685 (21) 1333 (22)	6.28 (+0.5) 648 (22) 2018 (22)	13.29 685 (13) 2671 (21)	1.83 653 (20) 2671 (21)	51.55 745 (18) 3416 (20)	15.62 (0.0) 776 (17) 4192 (19)	42.52 716 (5) 4908 (20)	4.30 702 (16) 5610 (19)	59.07 724 (6) 6334 (19)	4:20.64 807 (1) 6334 (19)	7141	1016	
17	467	CZAPIEWSKI Szymon	POL	7472	11.72 (-1.9) 707 (20) 1564 (20)	7.18 (+0.1) 857 (11) 2215 (20)	12.74 651 (18) 2973 (19)	1.95 758 (9) 3712 (18)	51.67 739 (19) 4489 (17)	15.61 (0.0) 777 (16) 5148 (16)	39.73 659 (10) 5148 (16)	4.90 880 (4) 6028 (15)	49.00 574 (18) 6602 (16)	5:05.87 526 (18) 6602 (16)	7128	1029	
18	214	LEPIK Hendrik	EST	7041	11.85 (-1.9) 681 (22) 1436 (21)	6.75 (-0.5) 755 (21) 2122 (21)	13.30 686 (12) 2962 (20)	2.04 840 (2) 3655 (19)	52.73 693 (20) 4399 (18)	15.90 (-0.5) 744 (18) 5012 (18)	37.43 613 (17) 5802 (18)	4.60 790 (9) 6337 (18)	46.39 535 (20) 6337 (18)	5:01.03 554 (15) 6337 (18)	6891	1266	
19	325	KNOBEL Jan Felix	GER	8288	11.07 (+0.3) 845 (11) 1714 (9)	7.23 (+0.7) 869 (10) 2530 (2)	15.43 816 (1) 3261 (5)	1.92 731 (15) 4114 (6)	49.17 853 (9) 4114 (20)	DNF 0 4965 (19)	49.09 851 (1) 5875 (16)	5.00 910 (2) 6774 (14)	70.64 899 (1) 6774 (14)	DNF 0 6774 (14)	6774	1383	
20	189	JORDAN Jonay	ESP	7283	11.13 (+0.3) 832 (13) 1620 (18)	6.89 (-0.3) 788 (18) 2312 (18)	13.40 692 (10) 3043 (18)	1.92 731 (15) 3823 (17)	50.76 780 (16) 4691 (15)	14.85 (-0.9) 868 (10) 5349 (15)	39.67 658 (11) 5349 (15)	NM 0 5349 (20)	50.08 590 (16) 5939 (20)	5:14.14 481 (19) 5939 (20)	6420	1737	
576		KALLEBÄCK David	SWE	7417	10.95 (+1.6) 872 (6) 1650 (16)	6.85 (+0.9) 778 (20) 2376 (12)	13.96 726 (6) 2376 (12)	1.95 758 (9) 3134 (11)	DNS DNS 3134 (11)								DNF
485		PRZYBYL Marcin	POL	7504	11.19 (+0.3) 819 (16) 1645 (17)	7.05 (+0.6) 826 (15) 2337 (16)	13.41 692 (9) 2337 (16)	DNS DNS 2337 (16)									DNF


Legend

DNF Did not Finish
HJ High Jump
Prog. Progressive

DNS Did not Start
JT Javelin Throw
Pts Points

DT Discus Throw
LJ Long jump
PV Pole Vault

H Hurdles
NM No Mark
SP Shot Put

INTERNET Service: www.european-athletics.org
Timing, Measurement & Data Service by  OMEGA

printed at FRI 15 JUL 2011 19:57

Page 2 of 2

Results

200m Men Semifinal

Start Time: 11:30

Rank	Name	Nat	Date of Birth	Lane	Result
1	TSÁKONAS Likoúrgos-Stéfanos	GRE	8 MAR 1990	5	20.57 Q PB
2	ALAKA James	GBR	8 SEP 1989	8	20.59 Q PB
3	LINNIK Aliaksandr	BLR	28 JAN 1991	3	20.64 Q NR
4	MASLÁK Pavel	CZE	21 FEB 1991	3	20.66 Q PB
5	WILSON Alex	SUI	19 SEP 1990	4	20.68 Q
6	TALBOT Daniel	GBR	1 MAY 1991	4	20.75 Q
7	COLVERT Steven	IRL	24 AUG 1990	6	20.76 q PB
8	RAMOS Iván Jesús	ESP	31 JUL 1990	2	20.89 q
9	KREMENSKI Petar	BUL	14 JAN 1991	7	20.98
10	MANENTI Davide	ITA	16 APR 1989	7	21.01 SB
11	EREWA Robin	GER	24 JUN 1991	8	21.10
12	DARDANELIÓTIS Mihaíl	GRE	1989	2	21.26
13	ZACZEK Artur	POL	28 FEB 1989	1	21.30 SB
14	DA CANAL Alex	ITA	11 SEP 1989	1	21.40
15	SAFER Izzet	TUR	10 JUL 1990	6	21.41
16	DORAIL David	FRA	19 MAR 1990	5	21.89

200m Men Semifinal 1/3

Start Time: 11:30

Wind: +0.8 m/s

Rank	Name	Nat	Date of Birth	Lane	Reaction time	Result
1	ALAKA James	GBR	8 SEP 1989	8	0.165	20.59 Q PB
2	LINNIK Aliaksandr	BLR	28 JAN 1991	3	0.199	20.64 Q NR
3	WILSON Alex	SUI	19 SEP 1990	4	0.139	20.68 Q
4	COLVERT Steven	IRL	24 AUG 1990	6	0.190	20.76 q PB
5	MANENTI Davide	ITA	16 APR 1989	7	0.143	21.01 SB
6	DARDANELIÓTIS Mihaíl	GRE	1989	2	0.158	21.26
7	ZACZEK Artur	POL	28 FEB 1989	1	0.179	21.30 SB
8	DORAIL David	FRA	19 MAR 1990	5	0.189	21.89

200m Men Semifinal 2/3

Start Time: 11:36

Wind: -0.2 m/s

Rank	Name	Nat	Date of Birth	Lane	Reaction time	Result
1	TSÁKONAS Likoúrgos-Stéfanos	GRE	8 MAR 1990	5	0.160	20.57 Q PB
2	MASLÁK Pavel	CZE	21 FEB 1991	3	0.182	20.66 Q PB
3	TALBOT Daniel	GBR	1 MAY 1991	4	0.188	20.75 Q
4	RAMOS Iván Jesús	ESP	31 JUL 1990	2	0.166	20.89 q
5	KREMENSKI Petar	BUL	14 JAN 1991	7	0.194	20.98
6	EREWA Robin	GER	24 JUN 1991	8	0.151	21.10
7	DA CANAL Alex	ITA	11 SEP 1989	1	0.171	21.40
8	SAFER Izzet	TUR	10 JUL 1990	6	0.182	21.41

Results

200m Men

Final

Start Time: 18:05

Wind: -1.4 m/s

Rank	Name	Nat	Date of Birth	Lane	Reaction time	Result	
1	TSÁKONAS Likoúrgos-Stéfanos	GRE	8 MAR 1990	5	0.164	20.56	PB
2	ALAKA James	GBR	8 SEP 1989	3	0.143	20.60	
3	MASLÁK Pavel	CZE	21 FEB 1991	4	0.170	20.67	
4	TALBOT Daniel	GBR	1 MAY 1991	8	0.178	20.71	
5	LINNIK Aliaksandr	BLR	28 JAN 1991	6	0.161	20.81	
6	COLVERT Steven	IRL	24 AUG 1990	1	0.187	21.03	
7	WILSON Alex	SUI	19 SEP 1990	7	0.144	21.07	
8	RAMOS Iván Jesús	ESP	31 JUL 1990	2	0.181	21.11	

400m Men

Final

Start Time: 16:40

Rank	Name	Nat	Date of Birth	Lane	Reaction time	Result	
1	LEVINE Nigel	GBR	30 APR 1989	6	0.174	46.10	
2	GREGAN Brian	IRL	31 DEC 1989	5	0.172	46.12	PB
3	LENNON-FORD Luke	GBR	5 MAY 1989	4	0.190	46.22	
4	KRASNOV Vladimir	RUS	10 AUG 1990	3	0.226	46.29	SB
5	ANNE Mame-Ibra	FRA	7 NOV 1989	1	0.224	46.32	PB
6	FÓRMANSKI Mateusz	POL	22 FEB 1991	8	0.160	46.33	
7	HUTSOL Yevhen	UKR	13 MAY 1990	2	0.161	46.56	PB
8	BUTRYM Vitaliy	UKR	10 JAN 1991	7	0.194	46.96	

Results

1500m Men Round 1

Start Time: 10:30


Rank	Name	Nat	Date of Birth	Order	Result
1	TUKHTACHEV Ivan	RUS	12 JUL 1989	11	3:41.37 Q
2	BUSTOS David	ESP	25 AUG 1990	4	3:41.37 Q
3	CARVALHO Florian	FRA	9 MAR 1989	2	3:41.54 Q
4	SHANE James	GBR	18 DEC 1989	6	3:41.55 Q
5	ULUS Cihat	TUR	1 FEB 1990	14	3:41.67 q PB
6	BENITZ Timo	GER	1 DEC 1991	10	3:41.82 q
7	IMEDIO Alberto	ESP	24 MAY 1991	7	3:42.15 q
8	MASLOV Stanislav	UKR	19 JAN 1989	15	3:45.21 q
9	PREDA George Daniel	ROU	3 SEP 1991	17	3:45.83
10	D'HOEDT Jeroen	BEL	10 JAN 1990	7	3:46.07 Q
11	TOLSTIKHIN Marc	RUS	22 MAY 1989	10	3:46.09 Q
12	KITS Keio	EST	27 JUL 1989	13	3:46.24 Q
13	VOJTA Andreas	AUT	9 JUN 1989	11	3:46.25 Q
14	FLØYSTAD Hans Kristian	NOR	3 APR 1989	9	3:46.36
15	ROBINSON Paul	IRL	24 MAY 1991	6	3:46.52
16	ATES Levent	TUR	20 MAR 1991	9	3:46.80
17	ZEBROWSKI Krzysztof	POL	9 JUL 1990	15	3:46.93
18	CORRALES Víctor	ESP	12 MAR 1989	3	3:47.06
19	ROSZKO Damian	POL	11 NOV 1991	8	3:47.28
20	CANTERO Bryan	FRA	28 APR 1991	14	3:47.30
21	CLORLEY Daniel	GBR	1 OCT 1990	1	3:47.74
22	VERWER Niels	NED	10 JUL 1989	2	3:48.05
23	KÁLLAY Dániel	HUN	16 APR 1990	16	3:48.23
24	GAREL Matthieu	FRA	5 MAR 1990	5	3:49.16
25	MCBREARTY Darren	IRL	8 MAR 1991	3	3:50.39
26	INGEBRIGTSEN Henrik	NOR	24 FEB 1991	12	3:51.99
27	STUBBE Matthias	BEL	22 MAY 1990	4	3:53.99
28	TRIVERS John	IRL	16 MAR 1991	1	3:54.31
29	HYDÉN Johan	SWE	6 MAR 1989	16	4:05.00
30	HAMDI Ali	BEL	2 NOV 1989	5	4:08.73
	BERLIN Antoine	MON	2 AUG 1989	12	DNF
	FONTANA Michele	ITA	13 JUN 1991	8	DNF
	SCAPINI Mario	ITA	2 FEB 1989	13	DNF

1500m Men Round 1 Heat 1/2

Start Time: 10:30

Rank	Name	Nat	Date of Birth	Order	Result
1	TUKHTACHEV Ivan	RUS	12 JUL 1989	11	3:41.37 Q
2	BUSTOS David	ESP	25 AUG 1990	4	3:41.37 Q
3	CARVALHO Florian	FRA	9 MAR 1989	2	3:41.54 Q
4	SHANE James	GBR	18 DEC 1989	6	3:41.55 Q
5	ULUS Cihat	TUR	1 FEB 1990	14	3:41.67 q PB
6	BENITZ Timo	GER	1 DEC 1991	10	3:41.82 q
7	IMEDIO Alberto	ESP	24 MAY 1991	7	3:42.15 q
8	MASLOV Stanislav	UKR	19 JAN 1989	15	3:45.21 q
9	PREDA George Daniel	ROU	3 SEP 1991	17	3:45.83
10	FLØYSTAD Hans Kristian	NOR	3 APR 1989	9	3:46.36
11	ROSZKO Damian	POL	11 NOV 1991	8	3:47.28
12	KÁLLAY Dániel	HUN	16 APR 1990	16	3:48.23
13	MCBREARTY Darren	IRL	8 MAR 1991	3	3:50.39
14	TRIVERS John	IRL	16 MAR 1991	1	3:54.31
15	HAMDI Ali	BEL	2 NOV 1989	5	4:08.73
	BERLIN Antoine	MON	2 AUG 1989	12	DNF
	SCAPINI Mario	ITA	2 FEB 1989	13	DNF

INTERNET Service: www.european-athletics.org

Timing, Measurement & Data Service by  OMEGA

printed at SAT 16 JUL 2011 20:21

Page 3 of 28

Results

Round 1 Heat 1/2 (cont.)

Intermediate times:	400m	59.76	CARVALHO Florian (FRA)
	800m	1:59.53	FLØYSTAD Hans Kristian (NOR)
	1200m	2:59.46	SHANE James (GBR)

1500m Men

Round 1 Heat 2/2

Start Time: 10:40

Rank	Name	Nat	Date of Birth	Order	Result
1	D'HOEDT Jeroen	BEL	10 JAN 1990	7	3:46.07 Q
2	TOLSTIKHIN Marc	RUS	22 MAY 1989	10	3:46.09 Q
3	KITS Keio	EST	27 JUL 1989	13	3:46.24 Q
4	VOJTA Andreas	AUT	9 JUN 1989	11	3:46.25 Q
5	ROBINSON Paul	IRL	24 MAY 1991	6	3:46.52
6	ATES Levent	TUR	20 MAR 1991	9	3:46.80
7	ZEBROWSKI Krzysztof	POL	9 JUL 1990	15	3:46.93
8	CORRALES Víctor	ESP	12 MAR 1989	3	3:47.06
9	CANTERO Bryan	FRA	28 APR 1991	14	3:47.30
10	CLORLEY Daniel	GBR	1 OCT 1990	1	3:47.74
11	VERWER Niels	NED	10 JUL 1989	2	3:48.05
12	GAREL Matthieu	FRA	5 MAR 1990	5	3:49.16
13	INGEBRIGTSEN Henrik	NOR	24 FEB 1991	12	3:51.99
14	STUBBE Matthias	BEL	22 MAY 1990	4	3:53.99
15	HYDÉN Johan	SWE	6 MAR 1989	16	4:05.00
	FONTANA Michele	ITA	13 JUN 1991	8	DNF

Intermediate times:	400m	1:00.06	D'HOEDT Jeroen (BEL)
	800m	2:03.49	D'HOEDT Jeroen (BEL)
	1200m	3:04.57	D'HOEDT Jeroen (BEL)

Qualified: First 4 in each heat (Q) and 4 best performers (q) advance to the Final


5000m Men

Final

Start Time: 19:20

Rank	Name	Nat	Date of Birth	Order	Result
1	BURAAS Sindre	NOR	8 MAY 1989	10	14:22.69
2	MILLINGTON Ross	GBR	19 SEP 1989	17	14:22.78
3	VAN DER WIELEN Jesper	NED	2 AUG 1991	3	14:23.31
4	JOHANSSON Erik	SWE	6 MAR 1989	11	14:24.44
5	ALAIZ Roberto	ESP	20 JUL 1990	13	14:24.62
6	TEKELE Indelau	ISR	24 MAR 1991	12	14:24.75
7	RINGER Richard	GER	27 FEB 1989	15	14:24.86
8	PLATONAU Sjarhei	BLR	12 DEC 1990	16	14:26.18
9	EL MAZOURY Ahmed	ITA	15 MAR 1990	2	14:27.90
10	ALBUQUERQUE Bruno	POR	10 JAN 1989	14	14:29.01
11	SHALAMOV Vyacheslav	RUS	8 JUL 1989	23	14:29.24
12	BITCHELL Adam	GBR	23 JUN 1991	8	14:29.57
13	DENISSEL Simon	FRA	22 MAY 1990	25	14:29.64
14	HAHN Alexander	GER	14 FEB 1989	18	14:30.09
15	ABDI Bashir	BEL	10 FEB 1989	6	14:30.52
16	BOUCHIKHI Soufiane	BEL	22 MAR 1990	9	14:32.71
17	COMINOTTO Manuel	ITA	1990	7	14:36.82
18	MCDONNELL John	GBR	22 NOV 1991	5	14:40.31
19	NAGEEYE Abdi	NED	2 MAR 1989	21	14:44.35
20	MALDE Lars Erik	NOR	28 JAN 1990	20	14:44.91
21	DANIELSON Anton	SWE	14 MAR 1990	22	14:48.56
22	BOUCENA Vincent	FRA	4 MAY 1990	1	14:55.51
23	DI MARIA Julien	FRA	30 OCT 1989	4	15:28.67
	FERNANDEZ Aitor	ESP	13 AUG 1991	24	DNF
	IBRAHIMOV Hayle	AZE	18 JAN 1990	19	DNF

INTERNET Service: www.european-athletics.org

Timing, Measurement & Data Service by  OMEGA

printed at SAT 16 JUL 2011 20:21

Page 4 of 28

Results

Final (cont.)

Intermediate times:	1000m	3:00.43	BOUCENA Vincent (FRA)
	2000m	6:00.07	IBRAHIMOV Hayle (AZE)
	3000m	9:00.89	SHALAMOV Vyacheslav (RUS)
	4000m	11:50.37	VAN DER WIELEN Jesper (NED)

110m Hurdles Men

Semifinal

Start Time: 17:30

Rank	Name	Nat	Date of Birth	Lane	Result
1	SHUBENKOV Sergey	RUS	4 OCT 1990	4	13.64 Q
2	CLARKE Lawrence	GBR	12 MAR 1990	5	13.65 Q
3	BAJI Balázs	HUN	9 JUN 1989	6	13.68 Q PB
4	DRYOMIN Aleksey	RUS	10 MAY 1989	3	13.72 Q
5	DELMESTRE Thomas	FRA	31 MAR 1991	6	13.84 Q PB
6	MAŽAC Martin	CZE	6 MAY 1990	8	13.87 q
7	MARQUART Julian	GER	2 APR 1991	7	13.88 Q PB
8	VUKICEVIC Vladimir	NOR	16 MAY 1991	1	13.89 q PB
9	DABÓ Rasul	POR	14 FEB 1989	4	13.90
10	SHABANOV Konstantin	RUS	17 NOV 1989	5	13.94
11	CALVI Michele	ITA	7 JUN 1990	3	14.03
12	PAPSO Viliam	SVK	23 MAY 1989	2	14.05
13	MARTINSEN Andreas	DEN	17 JUL 1990	1	14.10 SB
14	LÓPEZ Francisco Javier	ESP	29 DEC 1989	8	14.31
15	HEINÄ Joonas-Ville	FIN	11 MAY 1989	7	14.44
	PENÁZ Petr	CZE	27 AUG 1991	2	DNF

110m Hurdles Men

Semifinal 1/2

Start Time: 17:30

Wind: -0.8 m/s

Rank	Name	Nat	Date of Birth	Lane	Reaction time	Result
1	SHUBENKOV Sergey	RUS	4 OCT 1990	4	0.181	13.64 Q
2	CLARKE Lawrence	GBR	12 MAR 1990	5	0.164	13.65 Q
3	DELMESTRE Thomas	FRA	31 MAR 1991	6	0.175	13.84 Q PB
4	MAŽAC Martin	CZE	6 MAY 1990	8	0.175	13.87 q
5	CALVI Michele	ITA	7 JUN 1990	3	0.160	14.03
6	PAPSO Viliam	SVK	23 MAY 1989	2	0.160	14.05
7	MARTINSEN Andreas	DEN	17 JUL 1990	1	0.176	14.10 SB
8	HEINÄ Joonas-Ville	FIN	11 MAY 1989	7	0.163	14.44

110m Hurdles Men

Semifinal 2/2


Start Time: 17:37

Wind: -0.9 m/s

Rank	Name	Nat	Date of Birth	Lane	Reaction time	Result
1	BAJI Balázs	HUN	9 JUN 1989	6	0.161	13.68 Q PB
2	DRYOMIN Aleksey	RUS	10 MAY 1989	3	0.163	13.72 Q
3	MARQUART Julian	GER	2 APR 1991	7	0.151	13.88 Q PB
4	VUKICEVIC Vladimir	NOR	16 MAY 1991	1	0.146	13.89 q PB
5	DABÓ Rasul	POR	14 FEB 1989	4	0.150	13.90
6	SHABANOV Konstantin	RUS	17 NOV 1989	5	0.167	13.94
7	LÓPEZ Francisco Javier	ESP	29 DEC 1989	8	0.214	14.31
	PENÁZ Petr	CZE	27 AUG 1991	2	0.181	DNF

Qualified: First 3 in each heat (Q) and 2 best performers (q) advance to the Final

INTERNET Service: www.european-athletics.org

Timing, Measurement & Data Service by  OMEGA

printed at SAT 16 JUL 2011 20:21

Page 5 of 28

Results

110m Hurdles Men

Final

Start Time: 18:50

Wind: -0.4 m/s

Rank	Name	Nat	Date of Birth	Lane	Reaction time	Result
1	SHUBENKOV Sergey	RUS	4 OCT 1990	5	0.166	13.56
2	BAJI Balázs	HUN	9 JUN 1989	6	0.156	13.58 PB
3	CLARKE Lawrence	GBR	12 MAR 1990	4	0.167	13.62
4	DELMESTRE Thomas	FRA	31 MAR 1991	7	0.171	13.62 PB
5	DRYOMIN Aleksey	RUS	10 MAY 1989	3	0.152	13.74
6	MAŽAC Martin	CZE	6 MAY 1990	2	0.155	13.81
7	VUKICEVIC Vladimir	NOR	16 MAY 1991	1	0.141	13.90
8	MARQUART Julian	GER	2 APR 1991	8	0.127	13.91

400m Hurdles Men

Final

Start Time: 16:15

Rank	Name	Nat	Date of Birth	Lane	Reaction time	Result
1	GREEN Jack	GBR	6 OCT 1991	7	0.194	49.13
2	WOODWARD Nathan	GBR	17 OCT 1989	6	0.178	49.28
3	BEKRIC Emir	SRB	14 MAR 1991	3	0.198	49.61 NR
4	ANDRIYANOV Nikita	RUS	7 FEB 1990	5	0.180	49.62 PB
5	GRILLAS Hugo	FRA	28 FEB 1989	1	0.202	49.76 PB
6	GOLLNOW David	GER	8 APR 1989	2	0.201	49.97 PB
7	KOROKNAI Tibor	HUN	24 JAN 1990	8	0.225	50.28 PB
8	FLANNERY Niall	GBR	26 APR 1991	4	0.188	50.32

Pole Vault Men


Final

Start Time: 17:00

Rank	Name	Nat	Date of Birth	Order	Result
1	WOJCIECHOWSKI Pawel	POL	6 JUN 1989	11	5.70 PB
2	DILLA Karsten	GER	12 MAY 1989	2	5.60
3	ZHELYABIN Dmitriy	RUS	20 MAY 1990	12	5.55 PB
4	STECCHI Claudio Michel	ITA	23 NOV 1991	10	5.55 PB
5	IVAKIN Anton	RUS	3 FEB 1991	6	5.50 =PB
6	HOLZDEPPE Raphael	GER	28 SEP 1989	3	5.50
7	YERYOMIN Ivan	UKR	30 MAY 1989	9	5.30
8	JØRGENSEN Rasmus	DEN	23 JAN 1989	4	5.30
9	PUJATS Pauls	LAT	6 AUG 1991	1	5.30 =PB
10	OST Noël	FRA	15 NOV 1989	8	5.20
11	SOBERA Robert	POL	19 JAN 1991	5	5.20
12	PASIAK Adam	CZE	18 JUL 1990	7	5.20

	4.95	5.10	5.20	5.30	5.35	5.40	5.45	5.50	5.55	5.60	5.65	5.70	5.75	5.80	5.85
1	WOJCIECHOWSKI P	-	-	-	-	xo	-	-	xo	-	o	o	x-	-	xx
2	DILLA Karsten	-	-	-	o	-	-	o	-	o	-	x-	xx	-	xx
3	ZHELYABIN Dmitriy	-	-	o	-	o	-	o	-	o	xx-	x	-	-	-
4	STECCHI C	-	-	xo	-	o	xo	-	xo	xxx	-	-	-	-	-
5	IVAKIN Anton	-	-	o	-	-	xo	-	o	-	xxx	-	-	-	-
6	HOLZDEPPE Raphael	-	-	-	-	-	-	xo	-	-	x-	x-	x	-	-
7	YERYOMIN Ivan	-	o	o	o	-	xxx	-	-	-	-	-	-	-	-
8	JØRGENSEN Rasmus	-	o	-	xo	-	x-	xx	-	-	-	-	-	-	-
9	PUJATS Pauls	o	o	o	xxo	xxx	-	-	-	-	-	-	-	-	-
10	OST Noël	o	o	o	xxx	-	-	-	-	-	-	-	-	-	-
11	SOBERA Robert	-	-	xo	-	xxx	-	-	-	-	-	-	-	-	-
12	PASIAK Adam	o	-	xxo	xxx	-	-	-	-	-	-	-	-	-	-

INTERNET Service: www.european-athletics.org

Timing, Measurement & Data Service by  OMEGA

printed at SAT 16 JUL 2011 20:21

Page 6 of 28

Results


**Triple Jump Men
Qualification**
Start Time: 12:05

Rank	Name	Nat	Date of Birth	Order	Result	
1	EL-SHERYF Sheryf	UKR	2 JAN 1989	2	16.45	Q
2	FYODOROV Aleksey	RUS	25 MAY 1991	10	16.43	Q
3	SYUNIN Igor	EST	4 DEC 1990	9	16.32	Q
4	KOVALYOV Yuriy	RUS	18 JUN 1991	9	16.30	Q
5	GRECO Daniele	ITA	1 MAR 1989	4	16.24	Q
6	HOFFMANN Karol	POL	1 JUN 1989	7	16.21	Q
7	BACIU Alexandru George	ROU	25 FEB 1991	6	16.13	q SB
8	ATANASOV Zlatozar	BUL	12 DEC 1989	5	16.02	q
9	ZHUKOV Yevgeniy	RUS	3 JAN 1989	8	15.99	q
10	VOLOU Panayiotis	CYP	1 SEP 1991	5	15.78	q
11	AUCYNA Darius	LTU	7 MAY 1989	3	15.75	q SB
12	LENARD Norbert	ROU	28 JUN 1989	7	15.55	q
13	BALAN Anton	MDA	3 JUL 1990	2	15.35	
14	PALOMANES José	ESP	2 JAN 1989	3	15.28	
15	VEIGA Carlos	POR	22 FEB 1989	1	14.71	
	BAMBA Aboubacar	FRA	20 JUN 1991	6	NM	
	RAPINIER Yoann	FRA	29 SEP 1989	1	NM	
	TAMGHO Teddy	FRA	15 JUN 1989	4	NM	
	GIMENO Jorge	ESP	16 FEB 1990	8	DNS	

	1	2	3
1	EL-SHERYF Sheryf	16.45 (-0.1)	
2	FYODOROV Aleksey	x (+1.2)	16.43 (+1.3)
3	SYUNIN Igor	15.85 (+1.9)	13.37 (+0.5)
4	KOVALYOV Yuriy	16.30 (+1.3)	16.32 (+0.9)
5	GRECO Daniele	16.24 (+0.1)	
6	HOFFMANN Karol	16.21 (+0.9)	
7	BACIU A	15.92 (-0.2)	16.13 (+0.9)
8	ATANASOV Zlatozar	16.02 (0.0)	x (+0.9)
9	ZHUKOV Yevgeniy	14.41 (+1.3)	15.85 (+1.4)
10	VOLOU Panayiotis	15.22 (0.0)	15.78 (+1.4)
11	AUCYNA Darius	15.48 (+0.7)	x (+1.0)
12	LENARD Norbert	x (-0.2)	x (+0.8)
13	BALAN Anton	x (+0.4)	15.35 (+0.5)
14	PALOMANES José	x (+0.2)	x (+0.2)
15	VEIGA Carlos	14.71 (+0.6)	x (+0.5)
	BAMBA Aboubacar	x (+0.1)	x (+0.5)
	RAPINIER Yoann	x (+0.9)	x (+0.8)
	TAMGHO Teddy	-	-
	GIMENO Jorge	-	-

**Triple Jump Men
Qualification Group A**
Start Time: 12:05

Rank	Name	Nat	Date of Birth	Order	Result	
1	FYODOROV Aleksey	RUS	25 MAY 1991	10	16.43	Q
2	KOVALYOV Yuriy	RUS	18 JUN 1991	9	16.30	Q
3	GRECO Daniele	ITA	1 MAR 1989	4	16.24	Q
4	HOFFMANN Karol	POL	1 JUN 1989	7	16.21	Q
5	BACIU Alexandru George	ROU	25 FEB 1991	6	16.13	q SB
6	VOLOU Panayiotis	CYP	1 SEP 1991	5	15.78	q
7	AUCYNA Darius	LTU	7 MAY 1989	3	15.75	q SB
8	BALAN Anton	MDA	3 JUL 1990	2	15.35	
	RAPINIER Yoann	FRA	29 SEP 1989	1	NM	
	GIMENO Jorge	ESP	16 FEB 1990	8	DNS	

INTERNET Service: www.european-athletics.org
Timing, Measurement & Data Service by  OMEGA

printed at SAT 16 JUL 2011 20:21

Page 7 of 28

Results

Qualification Group A (cont.)

Qualification Group A		1	2	3
1	FYODOROV Aleksey	x (+1.2)	16.43 (+1.3)	
2	KOVALYOV Yuriy	16.30 (+1.3)		
3	GRECO Daniele	16.24 (+0.1)		
4	HOFFMANN Karol	16.21 (+0.9)		
5	BACIU A	15.92 (-0.2)	16.13 (+0.9)	15.74 (0.0)
6	VOLOU Panayiotis	15.22 (0.0)	15.78 (+1.4)	15.77 (+0.6)
7	AUCYNA Darius	15.48 (+0.7)	x (+1.0)	15.75 (+1.2)
8	BALAN Anton	x (+0.4)	15.35 (+0.5)	15.23 (+0.3)
	RAPINIER Yoann	x (+0.9)	x (+0.8)	x (+0.7)
	GIMENO Jorge			

Triple Jump Men

Qualification Group B

Start Time: 12:05

Rank	Name	Nat	Date of Birth	Order	Result
1	EL-SHERYF Sheryf	UKR	2 JAN 1989	2	16.45 Q
2	SYUNIN Igor	EST	4 DEC 1990	9	16.32 Q
3	ATANASOV Zlatozar	BUL	12 DEC 1989	5	16.02 q
4	ZHUKOV Yevgeniy	RUS	3 JAN 1989	8	15.99 q
5	LENARD Norbert	ROU	28 JUN 1989	7	15.55 q
6	PALOMANES José	ESP	2 JAN 1989	3	15.28
7	VEIGA Carlos	POR	22 FEB 1989	1	14.71
	BAMBA Aboubacar	FRA	20 JUN 1991	6	NM
	TAMGHO Teddy	FRA	15 JUN 1989	4	NM

		1	2	3
1	EL-SHERYF Sheryf	16.45 (-0.1)		
2	SYUNIN Igor	15.85 (+1.9)	13.37 (+0.5)	16.32 (+0.9)
3	ATANASOV Zlatozar	16.02 (0.0)	x (+1.1)	x (+0.9)
4	ZHUKOV Yevgeniy	14.41 (+1.3)	15.85 (+1.4)	15.99 (+0.2)
5	LENARD Norbert	x (-0.2)	x (+0.8)	15.55 (+1.0)
6	PALOMANES José	x (+0.2)	x (+0.2)	15.28 (+0.7)
7	VEIGA Carlos	14.71 (+0.6)	x (+0.5)	x (+0.4)
	BAMBA Aboubacar	x (+0.1)	x (+0.5)	x (+0.9)
	TAMGHO Teddy	-	-	-

Qualified: qualifying perf. 16.20 (Q) or 12 best performers (q) to the advance to the Final

Results

Discus Men Qualification

Start Time: 12:25

Rank	Name	Nat	Date of Birth	Order	Result
1	OKOYE Lawrence	GBR	6 OCT 1991	14	59.97 Q
2	JASINSKI Daniel	GER	5 AUG 1989	5	59.84 Q
3	WOLF Gordon	GER	17 JAN 1990	9	59.19 Q
4	SERES András	HUN	31 JAN 1989	8	59.09 Q PB
5	NESTERENKO Mykyta	UKR	15 APR 1991	11	59.00 Q
6	PREMERU Marin	CRO	29 AUG 1990	13	58.43 q
7	TRÉMOS Yeóryios	GRE	21 MAR 1989	3	58.06 q
8	DVORNIKOV Mikhail	RUS	15 AUG 1989	9	57.41 q
9	HARTING Christoph	GER	4 OCT 1990	8	57.37 q
10	KARAMFILOV Rosen	BUL	4 JAN 1989	3	57.11 q
11	AMUNDGÅRD Fredrik	NOR	12 JAN 1989	5	57.06 q
12	VONAVKA Tomáš	CZE	4 JUN 1990	10	57.03 q
13	GUDZIUS Andrius	LTU	14 FEB 1991	14	56.58 SB
14	NIIT Priidu	EST	27 JAN 1990	7	55.96
15	KUPPER Martin	EST	31 MAY 1989	6	55.82
16	RUSKYS Eligijus	LTU	1 DEC 1990	1	55.47
17	BERNTSEN Magnus Røsholm	NOR	19 OCT 1989	4	55.42
18	KARLSSON Johnny	SWE	22 AUG 1989	11	55.07
19	GAG Andrei	ROU	7 APR 1991	7	54.83
20	NISKALA Pyry	FIN	6 NOV 1990	2	53.66
21	HRUSKA Vladislav	CZE	10 JAN 1989	2	53.62
22	DJOUHAN Lolassonn	FRA	18 MAY 1991	12	53.54
23	ALBERTAZZI Eduardo	ITA	14 SEP 1991	13	52.80
24	STASEK Martin	CZE	8 APR 1989	4	51.97
25	JAKOBSSON Blake	ISL	31 AUG 1991	6	50.94
26	LEVI Itamar	ISR	11 NOV 1991	12	50.62
	MORSE Brett	GBR	11 FEB 1989	1	NM
	QUIRKE Colin	IRL	17 JUN 1990	10	NM

	1	2	3
1	OKOYE Lawrence	x	59.97
2	JASINSKI Daniel	59.84	
3	WOLF Gordon	56.69	57.76
4	SERES András	56.87	x
5	NESTERENKO Mykyta	59.00	
6	PREMERU Marin	57.82	58.43
7	TRÉMOS Yeóryios	50.25	56.02
8	DVORNIKOV Mikhail	x	57.41
9	HARTING Christoph	57.37	x
10	KARAMFILOV Rosen	54.18	57.11
11	AMUNDGÅRD Fredrik	56.01	x
12	VONAVKA Tomáš	57.03	x
13	GUDZIUS Andrius	x	56.58
14	NIIT Priidu	x	55.96
15	KUPPER Martin	55.64	x
16	RUSKYS Eligijus	x	52.86
17	BERNTSEN M	55.42	55.02
18	KARLSSON Johnny	55.07	54.92
19	GAG Andrei	54.83	x
20	NISKALA Pyry	53.66	53.41
21	HRUSKA Vladislav	53.62	x
22	DJOUHAN Lolassonn	x	53.13
23	ALBERTAZZI Eduardo	52.80	x
24	STASEK Martin	x	51.97
25	JAKOBSSON Blake	50.94	49.85
26	LEVI Itamar	50.62	49.23
	MORSE Brett	x	x
	QUIRKE Colin	x	x

Results

Discus Men

Qualification Group A

Start Time: 12:25

Rank	Name	Nat	Date of Birth	Order	Result
1	OKOYE Lawrence	GBR	6 OCT 1991	14	59.97 Q
2	JASINSKI Daniel	GER	5 AUG 1989	5	59.84 Q
3	WOLF Gordon	GER	17 JAN 1990	9	59.19 Q
4	SERES András	HUN	31 JAN 1989	8	59.09 Q PB
5	PREMERU Marin	CRO	29 AUG 1990	13	58.43 q
6	KARAMFILOV Rosen	BUL	4 JAN 1989	3	57.11 q
7	KUPPER Martin	EST	31 MAY 1989	6	55.82
8	RUSKYS Eligijus	LTU	1 DEC 1990	1	55.47
9	BERNTSEN Magnus Røsholm	NOR	19 OCT 1989	4	55.42
10	KARLSSON Johnny	SWE	22 AUG 1989	11	55.07
11	GAG Andrei	ROU	7 APR 1991	7	54.83
12	HRUSKA Vladislav	CZE	10 JAN 1989	2	53.62
13	DJOUHAN Lolassonn	FRA	18 MAY 1991	12	53.54
	QUIRKE Colin	IRL	17 JUN 1990	10	NM

	1	2	3
1	OKOYE Lawrence	x	59.97
2	JASINSKI Daniel	59.84	
3	WOLF Gordon	56.69	59.19
4	SERES András	56.87	x
5	PREMERU Marin	57.82	58.43
6	KARAMFILOV Rosen	54.18	57.11
7	KUPPER Martin	55.64	x
8	RUSKYS Eligijus	x	52.86
9	BERNTSEN M	55.42	55.02
10	KARLSSON Johnny	55.07	54.92
11	GAG Andrei	54.83	x
12	HRUSKA Vladislav	53.62	x
13	DJOUHAN Lolassonn	x	53.13
	QUIRKE Colin	x	x

Discus Men

Qualification Group B

Start Time: 13:35

Rank	Name	Nat	Date of Birth	Order	Result
1	NESTERENKO Mykyta	UKR	15 APR 1991	11	59.00 Q
2	TRÉMOS Yeóryios	GRE	21 MAR 1989	3	58.06 q
3	DVORNIKOV Mikhail	RUS	15 AUG 1989	9	57.41 q
4	HARTING Christoph	GER	4 OCT 1990	8	57.37 q
5	AMUNDGÅRD Fredrik	NOR	12 JAN 1989	5	57.06 q
6	VONAVKA Tomáš	CZE	4 JUN 1990	10	57.03 q
7	GUDZIUS Andrius	LTU	14 FEB 1991	14	56.58 SB
8	NIIT Priidu	EST	27 JAN 1990	7	55.96
9	NISKALA Pyry	FIN	6 NOV 1990	2	53.66
10	ALBERTAZZI Eduardo	ITA	14 SEP 1991	13	52.80
11	STASEK Martin	CZE	8 APR 1989	4	51.97
12	JAKOBSSON Blake	ISL	31 AUG 1991	6	50.94
13	LEVI Itamar	ISR	11 NOV 1991	12	50.62
	MORSE Brett	GBR	11 FEB 1989	1	NM

Results

Qualification Group B (cont.)

Qualification Group B		1	2	3
1	NESTERENKO Mykyta	59.00		
2	TREMOS Yeóryios	50.25	56.02	58.06
3	DVORNIKOV Mikhail	x	57.41	x
4	HARTING Christoph	57.37	x	56.38
5	AMUNDGÅRD Fredrik	56.01	x	57.06
6	VONAVKA Tomáš	57.03	x	x
7	GUDZIUS Andrius	x	56.58	x
8	NIIT Priidu	x	55.96	x
9	NISKALA Pyry	53.66	53.41	52.60
10	ALBERTAZZI Eduardo	52.80	x	x
11	STASEK Martin	x	51.97	x
12	JAKOBSSON Blake	50.94	49.85	x
13	LEVI Itamar	50.62	49.23	49.59
	MORSE Brett	x	x	x

Qualified: qualifying perf. 58.50 (Q) or 12 best performers (q) to the advance to the Final

Hammer Men

Qualification

Start Time: 10:00

Rank	Name	Nat	Date of Birth	Order	Result
1	FAJDEK Pawel	POL	4 JUN 1989	4	74.33 Q
2	KALAMOYETS Sjarhei	BLR	11 AUG 1989	8	72.95 Q
3	CIENFUEGOS Javier	ESP	15 JUL 1990	1	71.28 q
4	HUDI Ákos	HUN	10 AUG 1991	8	70.56 q
5	KOCHNEV Aleksey	RUS	6 APR 1990	7	70.56 q
6	DUBITSKI Aleh	BLR	19 OCT 1990	1	70.33 q
7	SZABÓ Dániel	HUN	28 JUN 1991	6	70.10 q
8	JOHANSSON Markus	SWE	8 MAY 1990	2	70.09 q
9	MARTYNYUK Andriy	UKR	25 SEP 1990	7	69.47 q
10	RAUHUT Norbert	POL	17 JAN 1990	3	69.21 q
11	HENRIKSEN Eivind	NOR	14 SEP 1990	5	69.15 q
12	NOWICKI Wojciech	POL	22 FEB 1989	4	68.04 q
13	MICUDA Mirko	CRO	22 DEC 1989	11	67.24
14	RÄSÄNEN Kai	FIN	29 JUN 1990	3	67.00
15	BICHLER Johannes	GER	3 JUL 1990	2	66.00
16	FALLONI Simone	ITA	26 SEP 1991	9	65.43
17	BAREISHA Pavel	BLR	16 FEB 1991	12	65.41
18	KOLOKOTRONIS Michael	CYP	8 DEC 1990	10	64.39
19	PETROVSZKI Tibor	HUN	8 NOV 1989	11	64.11
20	LEHEMETS Martin	EST	6 MAR 1991	9	62.61
21	MEHES Alexandru	ROU	7 JUN 1991	10	61.48
22	GAILIS Edgars	LAT	22 SEP 1991	5	59.25
23	DVORÁK Jan	CZE	8 APR 1990	6	58.08

Results

Qualification (cont.)

Qualification		1	2	3
1	FAJDEK Pawel	x	74.33	
2	KALAMOYETS Siarhei	70.56	72.95	
3	CIENFUEGOS Javier	71.28	70.76	x
4	HUDI Ákos	70.46	68.96	70.56
5	KOCHNEV Aleksey	70.56	69.72	x
6	DUBITSKI Aleh	63.65	x	70.33
7	SZABÓ Dániel	68.95	70.10	69.34
8	JOHANSSON Markus	68.66	68.66	70.09
9	MARTYNYUK Andriy	x	x	69.47
10	RAUHUT Norbert	66.30	69.21	x
11	HENRIKSEN Eivind	67.37	66.77	69.15
12	NOWICKI Wojciech	65.98	68.04	x
13	MICUDA Mirko	67.06	x	67.24
14	RÄSÄNEN Kai	x	67.00	66.75
15	BICHLER Johannes	66.00	65.93	x
16	FALLONI Simone	61.29	65.43	65.28
17	BAREISHA Pavel	x	x	65.41
18	KOLOKOTRONIS M	61.76	64.39	63.87
19	PETROVSZKI Tibor	64.11	x	x
20	LEHEMETS Martin	60.72	60.08	62.61
21	MEHES Alexandru	61.00	x	61.48
22	GAILIS Edgars	x	59.25	x
23	DVORÁK Jan	57.56	58.08	57.53

Hammer Men

Qualification Group A

Start Time: 10:00

Rank	Name	Nat	Date of Birth	Order	Result
1	FAJDEK Pawel	POL	4 JUN 1989	4	74.33 Q
2	CIENFUEGOS Javier	ESP	15 JUL 1990	1	71.28 q
3	HUDI Ákos	HUN	10 AUG 1991	8	70.56 q
4	JOHANSSON Markus	SWE	8 MAY 1990	2	70.09 q
5	MARTYNYUK Andriy	UKR	25 SEP 1990	7	69.47 q
6	MICUDA Mirko	CRO	22 DEC 1989	11	67.24
7	RÄSÄNEN Kai	FIN	29 JUN 1990	3	67.00
8	FALLONI Simone	ITA	26 SEP 1991	9	65.43
9	BAREISHA Pavel	BLR	16 FEB 1991	12	65.41
10	MEHES Alexandru	ROU	7 JUN 1991	10	61.48
11	GAILIS Edgars	LAT	22 SEP 1991	5	59.25
12	DVORÁK Jan	CZE	8 APR 1990	6	58.08

	1	2	3
1	FAJDEK Pawel	x	74.33
2	CIENFUEGOS Javier	71.28	70.76
3	HUDI Ákos	70.46	68.96
4	JOHANSSON Markus	68.66	68.66
5	MARTYNYUK Andriy	x	x
6	MICUDA Mirko	67.06	x
7	RÄSÄNEN Kai	x	67.00
8	FALLONI Simone	61.29	65.43
9	BAREISHA Pavel	x	x
10	MEHES Alexandru	61.00	x
11	GAILIS Edgars	x	59.25
12	DVORÁK Jan	57.56	58.08

Results

Hammer Men

Qualification Group B

Start Time: 11:10

Rank	Name	Nat	Date of Birth	Order	Result
1	KALAMOYETS Sjarhei	BLR	11 AUG 1989	8	72.95 Q
2	KOCHNEV Aleksey	RUS	6 APR 1990	7	70.56 q
3	DUBITSKI Aleh	BLR	19 OCT 1990	1	70.33 q
4	SZABÓ Dániel	HUN	28 JUN 1991	6	70.10 q
5	RAUHUT Norbert	POL	17 JAN 1990	3	69.21 q
6	HENRIKSEN Eivind	NOR	14 SEP 1990	5	69.15 q
7	NOWICKI Wojciech	POL	22 FEB 1989	4	68.04 q
8	BICHLER Johannes	GER	3 JUL 1990	2	66.00
9	KOLOKOTRONIS Michael	CYP	8 DEC 1990	10	64.39
10	PETROVSZKI Tibor	HUN	8 NOV 1989	11	64.11
11	LEHEMETS Martin	EST	6 MAR 1991	9	62.61

	1	2	3
1	KALAMOYETS Sjarhei	70.56	72.95
2	KOCHNEV Aleksey	70.56	69.72
3	DUBITSKI Aleh	63.65	x
4	SZABÓ Dániel	68.95	70.10
5	RAUHUT Norbert	66.30	69.21
6	HENRIKSEN Eivind	67.37	69.15
7	NOWICKI Wojciech	65.98	68.04
8	BICHLER Johannes	66.00	65.93
9	KOLOKOTRONIS M	61.76	64.39
10	PETROVSZKI Tibor	64.11	x
11	LEHEMETS Martin	60.72	60.08

Qualified: qualifying perf. 72.00 (Q) or 12 best performers (q) to the advance to the Final

Javelin Men


Final

Start Time: 17:25

Rank	Name	Nat	Date of Birth	Order	Result
1	WÖSCHLER Till	GER	9 JUN 1991	6	84.38 PB
2	AVAN Fatih	TUR	1 JAN 1989	4	84.11
3	TARABIN Dmitry	RUS	22 OCT 1991	7	83.18
4	AMB Kim	SWE	18 JAN 1990	8	79.48 PB
5	GRZESZCZUK Lukasz	POL	3 MAR 1990	10	79.02
6	LEHTOLA Sampo	FIN	10 MAY 1989	5	78.50 PB
7	RÖHLER Thomas	GER	30 SEP 1991	11	78.20 PB
8	KOSYNSKY Dmytro	UKR	31 MAR 1989	1	78.09
9	LAANMÄE Tanel	EST	29 SEP 1989	9	73.20
10	SZALECKI Krzysztof	POL	3 FEB 1991	3	71.94
11	PLENER Marcin	POL	22 AUG 1990	12	71.77
12	ŽUNIC Stipe	CRO	13 DEC 1990	2	69.53

	1	2	3	4	5	6
1	WÖSCHLER Till	84.38	77.19	x	-	-
2	AVAN Fatih	77.56	73.42	x	82.24	84.11
3	TARABIN Dmitry	78.68	77.37	81.65	83.18	78.18
4	AMB Kim	78.53	74.20	78.85	77.83	79.48
5	GRZESZCZUK Lukasz	79.02	76.56	78.91	x	77.07
6	LEHTOLA Sampo	73.78	73.65	78.50	76.81	x
7	RÖHLER Thomas	77.67	74.87	x	78.20	x
8	KOSYNSKY Dmytro	72.83	76.74	78.09	77.67	76.35
9	LAANMÄE Tanel	70.65	73.20	x	-	-
10	SZALECKI Krzysztof	68.39	x	71.94	-	-
11	PLENER Marcin	71.15	71.77	68.17	-	-
12	ŽUNIC Stipe	69.48	x	69.53	-	-

INTERNET Service: www.european-athletics.org

Timing, Measurement & Data Service by  OMEGA

printed at SAT 16 JUL 2011 20:21

Page 13 of 28

Results

4x400m Relay Men

Round 1

Start Time: 11:50

Rank	Nat	Nation	Lane	Result
1	GER	Germany	4	3:05.69 Q
		1 - WIESEND Benedikt (4 JUN 1991) 3 - ZENDER Niklas (28 AUG 1990)	2 - JONAS Benjamin (22 FEB 1990) 4 - KAISER Marco (21 JAN 1991)	
2	POL	Poland	6	3:05.96 Q
		1 - GRYNKIEWICZ Marcin (29 MAR 1990) 3 - KRAWCZUK Lukasz (15 JUN 1989)	2 - KRZEWINA Jakub (10 OCT 1989) 4 - OMELKO Rafal (16 JAN 1989)	
3	GBR	Great Britain & NI	6	3:06.77 Q
		1 - PERSENT Louis (18 JUL 1990) 3 - DORAN Harry (23 DEC 1990)	2 - PHILLIPS Thomas (23 APR 1989) 4 - BOWIE Jamie (1 APR 1989)	
4	RUS	Russia	2	3:07.79 Q
		1 - KENIG Aleksey (15 AUG 1990) 3 - VOLOBUEV Anton (13 AUG 1991)	2 - LUKYANENKO Artem (30 JAN 1990) 4 - VAZHOV Artem (16 FEB 1991)	
5	ESP	Spain	5	3:08.28 Q
		1 - SANZ Javier (19 JUL 1989) 3 - FERNÁNDEZ Pablo (22 JUL 1991)	2 - GARCÍA Samuel (4 DEC 1991) 4 - OROZCO Marc (4 SEP 1989)	
6	LAT	Latvia	3	3:08.72 q
		1 - DAUBE Karlis (21 APR 1989) 3 - ZACESTS Martin (16 AUG 1990)	2 - BALTUŠS Janis (26 JUN 1991) 4 - LEITIS Janis (13 APR 1989)	
7	FRA	France	2	3:09.77 Q
		1 - CHELALA Angel (23 AUG 1989) 3 - THIEURY Simon (24 JAN 1989)	2 - MINYEM Martial (26 OCT 1990) 4 - LEROY Brice (26 JUN 1989)	
8	ITA	Italy	5	3:12.12 q
		1 - FONTANA Domenico (11 OCT 1989) 3 - GALLINA Andrea (2 APR 1989)	2 - PANIZZA Giacomo (30 JUL 1989) 4 - CAPPELLIN F (18 AUG 1990)	
9	SUI	Switzerland	3	3:15.11
		1 - ANGELELLA Daniele (12 MAR 1991) 3 - LUTZ Silvan (17 OCT 1990)	2 - PUEMI Jonathan (7 APR 1991) 4 - HUSSEIN Kariem (1 APR 1989)	
	UKR	Ukraine	4	DNF
		1 - TESLENKO Denys (18 APR 1989) 3 - KAZBAN Artem (23 MAR 1990)	2 - KAYAFA Oleh (4 APR 1989) 4 - BUTRYM Vitaliy (10 JAN 1991)	

4x400m Relay Men

Round 1 Heat 1/2

Start Time: 11:50

Rank	Nat	Nation	Lane	Reaction time	Result
1	GBR	Great Britain & NI	6	0.188	3:06.77 Q
		1 - PERSENT Louis (18 JUL 1990) 3 - DORAN Harry (23 DEC 1990)	2 - PHILLIPS Thomas (23 APR 1989) 4 - BOWIE Jamie (1 APR 1989)		
2	RUS	Russia	2	0.217	3:07.79 Q
		1 - KENIG Aleksey (15 AUG 1990) 3 - VOLOBUEV Anton (13 AUG 1991)	2 - LUKYANENKO Artem (30 JAN 1990) 4 - VAZHOV Artem (16 FEB 1991)		
3	ESP	Spain	5	0.183	3:08.28 Q
		1 - SANZ Javier (19 JUL 1989) 3 - FERNÁNDEZ Pablo (22 JUL 1991)	2 - GARCÍA Samuel (4 DEC 1991) 4 - OROZCO Marc (4 SEP 1989)		
4	LAT	Latvia	3	0.154	3:08.72 q
		1 - DAUBE Karlis (21 APR 1989) 3 - ZACESTS Martin (16 AUG 1990)	2 - BALTUŠS Janis (26 JUN 1991) 4 - LEITIS Janis (13 APR 1989)		
	UKR	Ukraine	4	0.212	DNF
		1 - TESLENKO Denys (18 APR 1989) 3 - KAZBAN Artem (23 MAR 1990)	2 - KAYAFA Oleh (4 APR 1989) 4 - BUTRYM Vitaliy (10 JAN 1991)		

Results

4x400m Relay Men

Round 1 Heat 2/2

Start Time: 11:58

Rank	Nat	Nation	Lane	Reaction time	Result
1	GER	Germany	4	0.194	3:05.69 Q
			1 - WIESEND Benedikt (4 JUN 1991) 2 - JONAS Benjamin (22 FEB 1990) 3 - ZENDER Niklas (28 AUG 1990) 4 - KAISER Marco (21 JAN 1991)		
2	POL	Poland	6	0.177	3:05.96 Q
			1 - GRYNKIEWICZ Marcin (29 MAR 1990) 2 - KRZEWINA Jakub (10 OCT 1989) 3 - KRAWCZUK Lukasz (15 JUN 1989) 4 - OMELKO Rafal (16 JAN 1989)		
3	FRA	France	2	0.176	3:09.77 Q
			1 - CHELALA Angel (23 AUG 1989) 2 - MINYEM Martial (26 OCT 1990) 3 - THIEURY Simon (24 JAN 1989) 4 - LEROY Brice (26 JUN 1989)		
4	ITA	Italy	5	0.214	3:12.12 q
			1 - FONTANA Domenico (11 OCT 1989) 2 - PANIZZA Giacomo (30 JUL 1989) 3 - GALLINA Andrea (2 APR 1989) 4 - CAPPELLIN F (18 AUG 1990)		
5	SUI	Switzerland	3	0.154	3:15.11
			1 - ANGELELLA Daniele (12 MAR 1991) 2 - PUEMI Jonathan (7 APR 1991) 3 - LUTZ Silvan (17 OCT 1990) 4 - HUSSEIN Kariem (1 APR 1989)		

Qualified: First 3 in each heat (Q) and 2 best performers (q) advance to the Final

200m Women

Semifinal

Start Time: 11:15

Rank	Name	Nat	Date of Birth	Lane	Result
1	HJELMER Moa	SWE	19 JUN 1990	6	23.20 Q PB
2	PIZHANKOVA Darya	UKR	9 JAN 1990	5	23.26 Q
3	DOPHEIDE Marit	NED	28 DEC 1990	4	23.35 Q PB
4	HAGEN Anouk	NED	30 APR 1990	3	23.39 Q PB
5	KIELBASINSKA Anna	POL	26 JUN 1990	3	23.40 Q
6	OGRAZEANU Andreea	ROU	24 MAR 1990	5	23.51 q
7	OPON Martyna	POL	12 SEP 1991	7	23.62 q PB
8	VASSELL Kadene	NED	29 JAN 1989	1	23.70 Q PB
9	GASSER Jacqueline	SUI	23 FEB 1990	4	23.81
10	GAYDU Emilie	FRA	5 FEB 1989	7	23.82
11	GARCÍA Estela	ESP	20 MAR 1989	8	23.87 =PB
12	WHELAN Niamh	IRL	26 JUL 1990	2	23.92
13	DIAMOND Emily	GBR	11 JUN 1991	6	23.98
14	GOUJON Sarah	FRA	11 SEP 1990	2	24.05 =SB
15	AMIDEI Martina	ITA	8 APR 1991	1	24.15
	PANTELEYEVA Marina	RUS	16 MAY 1989	8	DNF

200m Women


Semifinal 1/2

Start Time: 11:15

Wind: +0.6 m/s

Rank	Name	Nat	Date of Birth	Lane	Reaction time	Result
1	HJELMER Moa	SWE	19 JUN 1990	6	0.181	23.20 Q PB
2	DOPHEIDE Marit	NED	28 DEC 1990	4	0.148	23.35 Q PB
3	HAGEN Anouk	NED	30 APR 1990	3	0.155	23.39 Q PB
4	OGRAZEANU Andreea	ROU	24 MAR 1990	5	0.234	23.51 q
5	OPON Martyna	POL	12 SEP 1991	7	0.204	23.62 q PB
6	GARCÍA Estela	ESP	20 MAR 1989	8	0.217	23.87 =PB
7	GOUJON Sarah	FRA	11 SEP 1990	2	0.230	24.05 =SB
8	AMIDEI Martina	ITA	8 APR 1991	1	0.202	24.15

INTERNET Service: www.european-athletics.org

Timing, Measurement & Data Service by  OMEGA

printed at SAT 16 JUL 2011 20:21

Page 15 of 28

Results

200m Women

Semifinal 2/2

Start Time: 11:21

Wind: +0.7 m/s

Rank	Name	Nat	Date of Birth	Lane	Result
1	PIZHANKOVA Darya	UKR	9 JAN 1990	5	23.26 Q
2	KIELBASINSKA Anna	POL	26 JUN 1990	3	23.40 Q
3	VASELL Kadene	NED	29 JAN 1989	1	23.70 Q PB
4	GASSER Jacqueline	SUI	23 FEB 1990	4	23.81
5	GAYDU Émilie	FRA	5 FEB 1989	7	23.82
6	WHELAN Niamh	IRL	26 JUL 1990	2	23.92
7	DIAMOND Emily	GBR	11 JUN 1991	6	23.98
	PANTELEYEVA Marina	RUS	16 MAY 1989	8	DNF

Qualified: First 3 in each heat (Q) and 2 best performers (q) advance to the Final

200m Women

Final

Start Time: 17:50

Wind: -1.0 m/s

Rank	Name	Nat	Date of Birth	Lane	Reaction time	Result
1	PIZHANKOVA Darya	UKR	9 JAN 1990	6	0.225	23.20
2	KIELBASINSKA Anna	POL	26 JUN 1990	3	0.207	23.23 PB
3	HJELMER Moa	SWE	19 JUN 1990	5	0.186	23.24
4	DOPHEIDE Marit	NED	28 DEC 1990	4	0.151	23.32 PB
5	VASELL Kadene	NED	29 JAN 1989	8	0.185	23.61 PB
6	HAGEN Anouk	NED	30 APR 1990	7	0.177	23.62
7	OGRAZEANU Andreea	ROU	24 MAR 1990	1	0.255	23.69
8	OPON Martyna	POL	12 SEP 1991	2	0.244	23.95


Heptathlon

200m Women - Heptathlon

Start Time: 18:15

Rank	Name	Nat	Date of Birth	Lane	Result	Points
1	SPRUNGER Léa	SUI	5 MAR 1990	3	23.97	984
2	SCHÄFER Carolin	GER	5 DEC 1991	2	24.40	943 PB
3	MIKOLAJCZYK Izabela	POL	4 SEP 1990	6	24.44	939 PB
3	ŠADEIKO Grit	EST	29 JUL 1989	3	24.44	939 PB
5	CACHOVÁ Katerina	CZE	26 FEB 1990	7	24.77	908
6	ZELTNER Michelle	SUI	22 DEC 1991	5	25.09	879
7	NAGY Judith	ROU	14 SEP 1989	3	25.14	874 SB
8	SAVITSKAYA Kristina	RUS	10 JUN 1991	4	25.19	869
9	FYODOROVA Alina	UKR	31 JUL 1989	7	25.25	864 PB
10	BELYAKOVA Anastasiya	RUS	4 DEC 1990	6	25.32	858 SB
10	MAKSIMAVA Yana	BLR	9 JAN 1989	5	25.32	858
12	BROERSEN Nadine	NED	29 APR 1990	2	25.88	808 SB
13	KLAUP Mari	EST	27 FEB 1990	5	26.11	788
14	ONDRASCHKOVÁ Lucie	CZE	12 OCT 1989	4	26.13	786
15	ROSENQUIST Ellinor	SWE	14 JUL 1989	6	26.43	760
16	GRAF Elisabeth	SUI	9 MAR 1989	4	26.52	752
17	CVITANOVIC Lucija	CRO	17 SEP 1991	7	26.65	741
	THORSTEINSDOTTIR Helga Margret	ISL	15 NOV 1991	2	DNF	0

INTERNET Service: www.european-athletics.org

Timing, Measurement & Data Service by  OMEGA

printed at SAT 16 JUL 2011 20:21

Page 16 of 28

Results

Heptathlon

200m Women - Heptathlon Heat 1/3
Start Time: 18:15

Wind: -1.4 m/s

Rank	Name	Nat	Date of Birth	Lane	Reaction time	Result	Points
1	ŠADEIKO Grit	EST	29 JUL 1989	3	0.153	24.44	939 PB
2	FYODOROVA Alina	UKR	31 JUL 1989	7	0.215	25.25	864 PB
3	MAKSIMAVA Yana	BLR	9 JAN 1989	5	0.192	25.32	858
4	ROSENQUIST Ellinor	SWE	14 JUL 1989	6	0.251	26.43	760
5	GRAF Elisabeth	SUI	9 MAR 1989	4	0.198	26.52	752
	THORSTEINSDOTTIR Helga Margret	ISL	15 NOV 1991	2	0.153	DNF	0

Heptathlon

200m Women - Heptathlon Heat 2/3
Start Time: 18:21

Wind: -0.6 m/s

Rank	Name	Nat	Date of Birth	Lane	Reaction time	Result	Points
1	NAGY Judith	ROU	14 SEP 1989	3	0.176	25.14	874 SB
2	BELYAKOVA Anastasiya	RUS	4 DEC 1990	6	0.195	25.32	858 SB
3	BROERSEN Nadine	NED	29 APR 1990	2	0.166	25.88	808 SB
4	KLAUP Mari	EST	27 FEB 1990	5	0.205	26.11	788
5	ONDRASCHKOVÁ Lucie	CZE	12 OCT 1989	4	0.196	26.13	786
6	CVITANOVIC Lucija	CRO	17 SEP 1991	7	0.195	26.65	741

Heptathlon

200m Women - Heptathlon Heat 3/3
Start Time: 18:27

Wind: +0.6 m/s

Rank	Name	Nat	Date of Birth	Lane	Reaction time	Result	Points
1	SPRUNGER Léa	SUI	5 MAR 1990	3	0.209	23.97	984
2	SCHÄFER Carolin	GER	5 DEC 1991	2	0.163	24.40	943 PB
3	MIKOLAJCZYK Izabela	POL	4 SEP 1990	6	0.211	24.44	939 PB
4	CACHOVÁ Katerina	CZE	26 FEB 1990	7	0.203	24.77	908
5	ZELTNER Michelle	SUI	22 DEC 1991	5	0.202	25.09	879
6	SAVITSKAYA Kristina	RUS	10 JUN 1991	4	0.232	25.19	869

400m Women

Final
Start Time: 16:30

Rank	Name	Nat	Date of Birth	Lane	Reaction time	Fn	Result
1	TOPILSKAYA Olga	RUS	4 OCT 1990	6	0.178		51.45
2	TEREKHOVA Yuliya	RUS	20 FEB 1990	4	0.271		52.63
3	SCHMIDT Lena	GER	4 AUG 1989	3	0.202		52.66
4	REDIF Meliz	TUR	26 MAR 1989	7	0.238		53.08
5	LOHVYNNENKO Alina	UKR	18 JUL 1990	5	0.169		53.43
6	GAYOT Marie	FRA	18 DEC 1989	8			53.86
7	KLOSTER Line	NOR	27 FEB 1990	2	0.173		54.18
	DOPHEIDE Marit	NED	28 DEC 1990	1		F ¹	DQ
							R 162.7

Results

1500m Women

Round 1

Start Time: 10:05

Rank	Name	Nat	Date of Birth	Order	Result		
1	KARAKAYA Tugba	TUR	16 FEB 1991	1	4:08.63	Q	PB
2	ARZHAKOVA Yelena	RUS	8 SEP 1989	7	4:08.77	Q	SB
3	HARRER Corinna	GER	19 JAN 1991	9	4:08.94	Q	PB
4	URBANIK Danuta	POL	24 DEC 1989	2	4:09.04	Q	PB
5	SUJEW Diana	GER	2 NOV 1990	3	4:09.13	q	PB
6	SUJEW Elina	GER	2 NOV 1990	3	4:14.85	Q	
7	BRONIATOWSKA Katarzyna	POL	22 FEB 1990	2	4:14.89	Q	
8	SMITH Stacey	GBR	4 FEB 1990	7	4:15.05	Q	
9	DE GRANDE Lindsey	BEL	26 APR 1989	1	4:15.40	Q	
10	POHORYELSKA Viktoriya	UKR	4 AUG 1990	6	4:16.17	q	
11	TREACY Sara	IRL	22 JUN 1989	4	4:16.32	q	PB
12	CUNHA Daniela	POR	30 APR 1990	5	4:17.71	q	PB
13	STRAUSA Agatha	LAT	2 DEC 1989	10	4:18.05		SB
14	ÖBERG Sofia	SWE	30 MAY 1990	4	4:19.04		
15	PEREIRA Solange Andreia	ESP	12 DEC 1989	8	4:19.72		PB
16	ALENBRATT Mary	SWE	9 SEP 1990	5	4:20.43		PB
17	SOLDANI Federica	ITA	1991	8	4:20.48		PB
18	WENTH Jennifer	AUT	24 JUL 1991	9	4:21.25		
19	PIERDEVARA Florina	ROU	29 MAR 1990	10	4:21.30		PB
20	VIOLA Giulia	ITA	24 APR 1991	6	4:23.80		

1500m Women

Round 1 Heat 1/2

Start Time: 10:05

Rank	Name	Nat	Date of Birth	Order	Result		
1	KARAKAYA Tugba	TUR	16 FEB 1991	1	4:08.63	Q	PB
2	ARZHAKOVA Yelena	RUS	8 SEP 1989	7	4:08.77	Q	SB
3	HARRER Corinna	GER	19 JAN 1991	9	4:08.94	Q	PB
4	URBANIK Danuta	POL	24 DEC 1989	2	4:09.04	Q	PB
5	SUJEW Diana	GER	2 NOV 1990	3	4:09.13	q	PB
6	POHORYELSKA Viktoriya	UKR	4 AUG 1990	6	4:16.17	q	
7	TREACY Sara	IRL	22 JUN 1989	4	4:16.32	q	PB
8	STRAUSA Agatha	LAT	2 DEC 1989	10	4:18.05		SB
9	ALENBRATT Mary	SWE	9 SEP 1990	5	4:20.43		PB
10	SOLDANI Federica	ITA	1991	8	4:20.48		PB

Intermediate times: 400m 1:05.44 SUJEW Diana (GER)
800m 2:13.94 ARZHAKOVA Yelena (RUS)
1200m 3:21.99 ARZHAKOVA Yelena (RUS)


1500m Women

Round 1 Heat 2/2

Start Time: 10:15

Rank	Name	Nat	Date of Birth	Order	Result		
1	SUJEW Elina	GER	2 NOV 1990	3	4:14.85	Q	
2	BRONIATOWSKA Katarzyna	POL	22 FEB 1990	2	4:14.89	Q	
3	SMITH Stacey	GBR	4 FEB 1990	7	4:15.05	Q	
4	DE GRANDE Lindsey	BEL	26 APR 1989	1	4:15.40	Q	
5	CUNHA Daniela	POR	30 APR 1990	5	4:17.71	q	PB
6	ÖBERG Sofia	SWE	30 MAY 1990	4	4:19.04		
7	PEREIRA Solange Andreia	ESP	12 DEC 1989	8	4:19.72		PB
8	WENTH Jennifer	AUT	24 JUL 1991	9	4:21.25		
9	PIERDEVARA Florina	ROU	29 MAR 1990	10	4:21.30		PB
10	VIOLA Giulia	ITA	24 APR 1991	6	4:23.80		

INTERNET Service: www.european-athletics.org

Timing, Measurement & Data Service by  OMEGA

printed at SAT 16 JUL 2011 20:21

Page 18 of 28

Results

Round 1 Heat 2/2 (cont.)

Intermediate times:	400m	1:10.20	WENTH Jennifer (AUT)
	800m	2:20.67	WENTH Jennifer (AUT)
	1200m	3:27.34	SUJEW Elina (GER)

Qualified: First 4 in each heat (Q) and 4 best performers (q) advance to the Final

3000m Steeplechase Women

Final

Start Time: 20:00

Rank	Name	Nat	Date of Birth	Order	Result	
1	MINGIR Gülcan	TUR	21 MAY 1989	10	9:47.83	
2	SUSSMANN Jana	GER	12 OCT 1990	3	9:48.01	
3	SHATALOVA Mariya	UKR	3 MAR 1989	1	9:48.22	SB
4	SZLEZAK Matylda	POL	11 JAN 1989	11	9:48.77	PB
5	TRESCH Martina	SUI	10 JUN 1989	2	9:51.96	NR
6	MCCOLGAN Eilish	GBR	25 NOV 1990	8	9:52.02	
7	MARTINELLI Giulia	ITA	16 JUN 1991	9	9:53.12	
8	KRCHOVÁ Eva	CZE	10 SEP 1989	4	9:54.71	PB
9	JELIZAROVA Polina	LAT	1 MAY 1989	7	9:56.88	
10	SEKANOVA Lucie	CZE	5 AUG 1989	5	10:07.61	
11	KAYA Ozlem	TUR	20 APR 1990	12	10:12.05	SB
	GRØVDAL Karoline Bjerkeli	NOR	14 JUN 1990	6	DNS	

Intermediate times:	1000m	3:15.38	MARTINELLI Giulia (ITA)
	2000m	6:36.30	MARTINELLI Giulia (ITA)

Heptathlon

100m Hurdles Women - Heptathlon

Start Time: 11:00

Rank	Name	Nat	Date of Birth	Lane	Result	Points
1	ŠADEIKO Grit	EST	29 JUL 1989	6	13.68	1024
2	SAVITSKAYA Kristina	RUS	10 JUN 1991	3	13.83	1003 PB
3	NAGY Judith	ROU	14 SEP 1989	6	13.85	1000 SB
4	CACHOVÁ Katerina	CZE	26 FEB 1990	3	13.87	997 SB
5	MAKSIMAVA Yana	BLR	9 JAN 1989	4	13.99	980 PB
6	BROERSEN Nadine	NED	29 APR 1990	4	14.10	964
7	SCHÄFER Carolin	GER	5 DEC 1991	5	14.13	960
8	KLAUP Mari	EST	27 FEB 1990	5	14.16	956 =PB
9	ONDRASCHKOVÁ Lucie	CZE	12 OCT 1989	7	14.24	945 PB
10	MIKOLAJCZYK Izabela	POL	4 SEP 1990	2	14.27	941 =PB
11	FYODOROVA Alina	UKR	31 JUL 1989	7	14.34	931
12	BELYAKOVA Anastasiya	RUS	4 DEC 1990	3	14.48	912 SB
12	ZELTNER Michelle	SUI	22 DEC 1991	4	14.48	912
14	SPRUNGER Léa	SUI	5 MAR 1990	7	14.49	910
15	THORSTEINSDOTTIR Helga Margret	ISL	15 NOV 1991	2	14.76	874 SB
16	GRAF Elisabeth	SUI	9 MAR 1989	2	14.94	850
17	CVITANOVIC Lucija	CRO	17 SEP 1991	6	15.03	838
18	ROSENQUIST Ellinor	SWE	14 JUL 1989	5	15.13	825 SB


Heptathlon

100m Hurdles Women - Heptathlon Heat 5

Wind: +1.3 m/s

Rank	Name	Nat	Date of Birth	Lane	Reaction time	Result	Points
1	MAKSIMAVA Yana	BLR	9 JAN 1989	4	0.184	13.99	980 PB
2	FYODOROVA Alina	UKR	31 JUL 1989	7	0.187	14.34	931
3	BELYAKOVA Anastasiya	RUS	4 DEC 1990	3	0.209	14.48	912 SB
4	THORSTEINSDOTTIR Helga Margret	ISL	15 NOV 1991	2	0.163	14.76	874 SB
5	CVITANOVIC Lucija	CRO	17 SEP 1991	6	0.192	15.03	838
6	ROSENQUIST Ellinor	SWE	14 JUL 1989	5	0.274	15.13	825 SB

INTERNET Service: www.european-athletics.org

Timing, Measurement & Data Service by  OMEGA

Results

Heptathlon

100m Hurdles Women - Heptathlon Heat Start Time: 11:05

Wind: +0.8 m/s

Rank	Name	Nat	Date of Birth	Lane	Reaction time	Result	Points
1	SAVITSKAYA Kristina	RUS	10 JUN 1991	3	0.257	13.83	1003 PB
2	NAGY Judith	ROU	14 SEP 1989	6	0.156	13.85	1000 SB
3	KLAUP Mari	EST	27 FEB 1990	5	0.202	14.16	956 =PB
4	ONDRASCHKOVÁ Lucie	CZE	12 OCT 1989	7	0.166	14.24	945 PB
5	ZELTNER Michelle	SUI	22 DEC 1991	4	0.186	14.48	912
6	GRAF Elisabeth	SUI	9 MAR 1989	2	0.181	14.94	850

Heptathlon

100m Hurdles Women - Heptathlon Heat Start Time: 11:10

Wind: +0.4 m/s

Rank	Name	Nat	Date of Birth	Lane	Reaction time	Result	Points
1	ŠADEIKO Grit	EST	29 JUL 1989	6	0.155	13.68	1024
2	CACHOVÁ Katerina	CZE	26 FEB 1990	3	0.201	13.87	997 SB
3	BROERSEN Nadine	NED	29 APR 1990	4	0.190	14.10	964
4	SCHÄFER Carolin	GER	5 DEC 1991	5	0.172	14.13	960
5	MIKOLAJCZYK Izabela	POL	4 SEP 1990	2	0.202	14.27	941 =PB
6	SPRUNGER Léa	SUI	5 MAR 1990	7	0.180	14.49	910

100m Hurdles Women

Round 1

Start Time: 17:05

Rank	Name	Nat	Date of Birth	Lane	Result
1	URECH Lisa	SUI	27 JUL 1989	3	13.01 Q
2	ROLEDER Cindy	GER	21 AUG 1989	3	13.05 Q
2	TALAY Alina	BLR	14 MAY 1989	3	13.05 Q
4	ARGUNOVA Nina	RUS	15 SEP 1989	4	13.16 Q
5	DIAWARA Aisseta	FRA	29 JUN 1989	4	13.22 Q SB
6	ZAGRE Anne	BEL	13 MAR 1990	4	13.26 Q
7	TOURE Yariatou	FRA	27 DEC 1990	5	13.38 q
8	YANOVSKA Olena	UKR	15 FEB 1990	5	13.46 q
9	PENNELLA Giulia	ITA	27 OCT 1989	5	13.54
10	AHOLA Laura	FIN	17 OCT 1989	2	13.72 PB
11	MURPHY Mairead	IRL	10 APR 1989	2	13.79
12	JEREZ Caridad	ESP	23 JAN 1991	2	13.81
13	LONCAREK Ivana	CRO	8 APR 1991	6	13.81
14	BAKKER Sharon	NED	12 APR 1990	6	13.88
15	ØRVING Tale	NOR	17 MAR 1989	7	13.89
16	TUVESON Emma	SWE	6 MAR 1991	6	13.90
17	NICOLAOU Eleni	CYP	22 SEP 1991	7	14.55

100m Hurdles Women


Round 1 Heat 1/3

Start Time: 17:05

Wind: -0.8 m/s

Rank	Name	Nat	Date of Birth	Lane	Reaction time	Result
1	ROLEDER Cindy	GER	21 AUG 1989	3	0.160	13.05 Q
2	ARGUNOVA Nina	RUS	15 SEP 1989	4	0.177	13.16 Q
3	YANOVSKA Olena	UKR	15 FEB 1990	5	0.199	13.46 q
4	AHOLA Laura	FIN	17 OCT 1989	2	0.177	13.72 PB
5	BAKKER Sharon	NED	12 APR 1990	6	0.158	13.88
6	ØRVING Tale	NOR	17 MAR 1989	7	0.197	13.89

INTERNET Service: www.european-athletics.org

Timing, Measurement & Data Service by  OMEGA

printed at SAT 16 JUL 2011 20:21

Page 20 of 28

Results

100m Hurdles Women

Round 1 Heat 2/3

Start Time: 17:11

Wind: -0.2 m/s

Rank	Name	Nat	Date of Birth	Lane	Reaction time	Result
1	URECH Lisa	SUI	27 JUL 1989	3	0.168	13.01 Q
2	DIAWARA Aisseta	FRA	29 JUN 1989	4	0.173	13.22 Q SB
3	PENNELLA Giulia	ITA	27 OCT 1989	5	0.177	13.54
4	JEREZ Caridad	ESP	23 JAN 1991	2	0.166	13.81
5	LONCAREK Ivana	CRO	8 APR 1991	6	0.132	13.81

100m Hurdles Women

Round 1 Heat 3/3

Start Time: 17:17

Wind: -0.6 m/s

Rank	Name	Nat	Date of Birth	Lane	Reaction time	Result
1	TALAY Alina	BLR	14 MAY 1989	3	0.214	13.05 Q
2	ZAGRÉ Anne	BEL	13 MAR 1990	4	0.176	13.26 Q
3	TOURE Yariatou	FRA	27 DEC 1990	5	0.164	13.38 q
4	MURPHY Mairead	IRL	10 APR 1989	2	0.210	13.79
5	TUVESSON Emma	SWE	6 MAR 1991	6	0.188	13.90
6	NICOLAOU Eleni	CYP	22 SEP 1991	7	0.201	14.55

Qualified: First 2 in each heat (Q) and 2 best performers (q) advance to the Final

100m Hurdles Women

Final

Start Time: 18:35

Wind: -1.0 m/s

Rank	Name	Nat	Date of Birth	Lane	Reaction time	Result
1	TALAY Alina	BLR	14 MAY 1989	4	0.190	12.91 SB
2	URECH Lisa	SUI	27 JUL 1989	5	0.154	13.00
3	ROLEDER Cindy	GER	21 AUG 1989	3	0.153	13.10
4	DIAWARA Aisseta	FRA	29 JUN 1989	7	0.149	13.26
5	ARGUNOVA Nina	RUS	15 SEP 1989	6	0.170	13.26
6	YANOVSKA Olena	UKR	15 FEB 1990	1	0.177	13.49
7	TOURE Yariatou	FRA	27 DEC 1990	2	0.179	13.62
	ZAGRÉ Anne	BEL	13 MAR 1990	8	0.178	DNF


400m Hurdles Women

Final

Start Time: 16:00

Rank	Name	Nat	Date of Birth	Lane	Reaction time	Result
1	YAROSHCHUK Anna	UKR	24 NOV 1989	5	0.213	54.77 PB
2	TITIMETS Hanna	UKR	5 MAR 1989	6	0.231	54.91
3	BEESELY Meghan	GBR	15 NOV 1989	3	0.177	55.69 PB
4	BARBOSA Vera	POR	13 JAN 1989	4	0.277	55.81 NR
5	BARR Jessie	IRL	24 JUL 1989	8	0.285	56.62 PB
6	KLOPSCH Christiane	GER	21 AUG 1990	7	0.218	57.05 SB
7	ARRIETA Valentine	SUI	29 APR 1990	2	0.186	57.43
8	KOSCIELNIAK Marzena	POL	28 DEC 1989	1	0.209	57.99 SB

INTERNET Service: www.european-athletics.org

Timing, Measurement & Data Service by  OMEGA

printed at SAT 16 JUL 2011 20:21

Page 21 of 28

Results

Heptathlon

High Jump Women - Heptathlon

Start Time: 11:45

Rank	Name	Nat	Date of Birth	Order	Result	Points
1	BROERSEN Nadine	NED	29 APR 1990	9	1.87	1067 PB
2	BELYAKOVA Anastasiya	RUS	4 DEC 1990	8	1.87	1067 PB
3	FYODOROVA Alina	UKR	31 JUL 1989	7	1.81	991
4	CACHOVÁ Katerina	CZE	26 FEB 1990	6	1.81	991 SB
5	MIKOLAJCZYK Izabela	POL	4 SEP 1990	3	1.81	991 =PB
6	MAKSIMAVA Yana	BLR	9 JAN 1989	2	1.78	953
6	ŠADEIKO Grit	EST	29 JUL 1989	5	1.78	953 PB
8	GRAF Elisabeth	SUI	9 MAR 1989	4	1.78	953
8	SAVITSKAYA Kristina	RUS	10 JUN 1991	1	1.78	953 PB
10	SCHÄFER Carolin	GER	5 DEC 1991	4	1.78	953
11	SPRUNGER Léa	SUI	5 MAR 1990	6	1.75	916 SB
12	ZELTNER Michelle	SUI	22 DEC 1991	3	1.72	879
13	CVITANOVIC Lucija	CRO	17 SEP 1991	1	1.69	842
14	ROSENQUIST Ellinor	SWE	14 JUL 1989	9	1.69	842
15	THORSTEINSDOTTIR Helga Margret	ISL	15 NOV 1991	2	1.69	842
16	ONDRASCHKOVÁ Lucie	CZE	12 OCT 1989	7	1.69	842
17	KLAUP Mari	EST	27 FEB 1990	5	1.69	842
18	NAGY Judith	ROU	14 SEP 1989	8	1.66	806 =SB

		1.45	1.48	1.51	1.54	1.57	1.60	1.63	1.66	1.69	1.72	1.75	1.78	1.81	1.84	1.87	1.90
1	BROERSEN Nadine	-	-	-	-	-	-	-	-	-	-	0	0	xxo	xxo	0	xxx
2	BELYAKOVA A	-	-	-	-	-	-	-	-	0	0	0	0	0	0	xo	xxx
3	FYODOROVA Alina	-	-	-	-	-	-	-	0	xo	0	0	0	0	0	xxx	
4	CACHOVÁ K	-	-	-	-	-	-	-	0	-	xo	0	0	xo	xxx		
5	MIKOLAJCZYK I	-	-	-	-	-	-	-	0	-	xo	0	xxo	xxx			
6	MAKSIMAVA Yana	-	-	-	-	-	-	-	-	0	0	0	0	xxx			
6	ŠADEIKO Grit	-	-	-	-	-	0	0	0	0	0	0	0	xxx			
8	GRAF E	-	-	-	-	-	-	xo	0	0	0	xo	0	xxx			
8	SAVITSKAYA K	-	-	-	-	-	-	0	0	0	0	xxo	0	xxx			
10	SCHÄFER Carolin	-	-	-	-	-	-	0	0	0	0	0	xo	xxx			
11	SPRUNGER L	-	-	-	-	0	0	0	0	0	xo	xxo	xxx				
12	ZELTNER Michelle	-	-	-	-	0	0	0	0	xo	xo	xxx					
13	CVITANOVIC Lucija	-	-	-	-	0	xo	0	0	0	xxx						
14	ROSENQUIST Ellinor	-	-	-	0	-	0	0	xxo	0	xxx						
15	THORSTEINSDOTTIR H	-	-	-	-	-	-	xxo	xo	0	xxx						
16	ONDRASCHKOVÁ Lucie	-	-	0	-	0	0	0	0	xo	xxx						
17	KLAUP Mari	-	-	-	-	-	-	0	0	xxo	xxx						
18	NAGY Judith	-	-	-	0	0	0	0	xxo	xxx							


Heptathlon

High Jump Women - Heptathlon Group A Start Time: 11:45

Rank	Name	Nat	Date of Birth	Order	Result	Points
1	BROERSEN Nadine	NED	29 APR 1990	9	1.87	1067 PB
2	BELYAKOVA Anastasiya	RUS	4 DEC 1990	8	1.87	1067 PB
3	FYODOROVA Alina	UKR	31 JUL 1989	7	1.81	991
4	CACHOVÁ Katerina	CZE	26 FEB 1990	6	1.81	991 SB
5	MIKOLAJCZYK Izabela	POL	4 SEP 1990	3	1.81	991 =PB
6	MAKSIMAVA Yana	BLR	9 JAN 1989	2	1.78	953
7	GRAF Elisabeth	SUI	9 MAR 1989	4	1.78	953
7	SAVITSKAYA Kristina	RUS	10 JUN 1991	1	1.78	953 PB
9	KLAUP Mari	EST	27 FEB 1990	5	1.69	842

		1.45	1.48	1.51	1.54	1.57	1.60	1.63	1.66	1.69	1.72	1.75	1.78	1.81	1.84	1.87	1.90
1	BROERSEN Nadine	-	-	-	-	-	-	-	-	-	-	0	0	xxo	xxo	0	xxx
2	BELYAKOVA A	-	-	-	-	-	-	-	-	0	0	0	0	0	0	xo	xxx
3	FYODOROVA Alina	-	-	-	-	-	-	-	0	xo	0	0	0	0	xxx		
4	CACHOVÁ K	-	-	-	-	-	-	-	0	-	xo	xo	0	xo	xxx		
5	MIKOLAJCZYK I	-	-	-	-	-	-	-	0	-	xo	0	xxo	xxx			
6	MAKSIMAVA Yana	-	-	-	-	-	-	-	-	0	0	0	0	xxx			
7	GRAF E	-	-	-	-	-	-	xo	0	0	0	xo	0	xxx			
7	SAVITSKAYA K	-	-	-	-	-	0	0	0	0	0	xxo	0	xxx			
9	KLAUP Mari	-	-	-	-	-	0	0	xxo	xxx							

INTERNET Service: www.european-athletics.org

Timing, Measurement & Data Service by  OMEGA

printed at SAT 16 JUL 2011 20:21

Page 22 of 28

Results

Heptathlon

High Jump Women - Heptathlon Group B Start Time: 11:45

Rank	Name	Nat	Date of Birth	Order	Result	Points
1	ŠADEIKO Grit	EST	29 JUL 1989	5	1.78	953 PB
2	SCHÄFER Carolin	GER	5 DEC 1991	4	1.78	953
3	SPRUNGER Léa	SUI	5 MAR 1990	6	1.75	916 SB
4	ZELTNER Michelle	SUI	22 DEC 1991	3	1.72	879
5	CVITANOVIC Lucija	CRO	17 SEP 1991	1	1.69	842
6	ROSENQUIST Ellinor	SWE	14 JUL 1989	9	1.69	842
7	THORSTEINSDOTTIR Helga Margret	ISL	15 NOV 1991	2	1.69	842
8	ONDRASCHKOVÁ Lucie	CZE	12 OCT 1989	7	1.69	842
9	NAGY Judit	ROU	14 SEP 1989	8	1.66	806 =SB

	1.45	1.48	1.51	1.54	1.57	1.60	1.63	1.66	1.69	1.72	1.75	1.78	1.81
1	ŠADEIKO Grit	-	-	-	-	-	o	o	o	o	o	o	xxx
2	SCHÄFER Carolin	-	-	-	-	-	o	o	o	o	o	xo	xxx
3	SPRUNGER L	-	-	-	-	o	o	o	xo	xxx	xxx		
4	ZELTNER Michelle	-	-	-	-	o	o	o	xo	xo	xxx		
5	CVITANOVIC Lucija	-	-	-	-	xo	o	o	o	xxx			
6	ROSENQUIST Ellinor	-	-	-	o	o	o	xxo	o	xxx			
7	THORSTEINSDOTTIR H	-	-	-	-	-	xxo	xo	o	xxx			
8	ONDRASCHKOVÁ Lucie	-	-	o	-	o	o	o	xo	xxx			
9	NAGY Judit	-	-	-	o	o	o	xxo	xxx				


High Jump Women

Final Start Time: 16:25

Rank	Name	Nat	Date of Birth	Order	Result
1	PETRE Esthera	ROU	13 MAY 1990	4	1.98 =CR
2	OKUNEVA Oksana	UKR	14 MAR 1990	11	1.94 PB
3	AYHAN Burcu	TUR	3 MAY 1990	6	1.94 NR
4	ANGELSEN Tonje	NOR	17 JAN 1990	12	1.92 PB
5	OGRODNIK Magdalena	POL	25 JUL 1989	9	1.92 PB
6	KOSTROVA Yuliya	RUS	20 AUG 1991	2	1.92 =PB
7	ŠIMIC Ana	CRO	5 MAY 1990	1	1.90
8	JUNGFLEISCH Marie-Laurence	GER	7 OCT 1990	3	1.87
9	VAN HESSCHE Hanne	BEL	5 JUL 1991	10	1.87 =PB
10	SHORSTOVA Anna	RUS	10 APR 1989	8	1.84
11	SMOLANDER Elina	FIN	11 OCT 1989	7	1.84 PB
12	MATTILA Maiju	FIN	12 JAN 1989	5	1.76

	1.71	1.76	1.80	1.84	1.87	1.90	1.92	1.94	1.96	1.98	2.00
1	PETRE Esthera	-	-	o	o	o	xo	o	xxo	xxo	xxx
2	OKUNEVA Oksana	-	-	o	o	o	o	o	xxx		
3	AYHAN Burcu	-	-	o	o	o	xxo	o	xxx		
4	ANGELSEN Tonje	-	-	o	o	o	o	xxx			
5	OGRODNIK Magdalena	-	o	o	o	xo	o	xo	xxx		
6	KOSTROVA Yuliya	o	xo	o	o	xxo	o	xxo	xxx		
7	ŠIMIC Ana	-	-	o	o	o	xxo	xxx			
8	JUNGFLEISCH M	-	o	o	xo	o	xxx				
9	VAN HESSCHE Hanne	-	o	o	o	xxo	xxx				
10	SHORSTOVA Anna	-	o	o	o	xxx					
11	SMOLANDER Elina	o	o	xxo	xxo	xxx					
12	MATTILA Maiju	o	xo	xxx							

INTERNET Service: www.european-athletics.org

Timing, Measurement & Data Service by  OMEGA

printed at SAT 16 JUL 2011 20:21

Page 23 of 28

Results

Long Jump Women
Qualification
Start Time: 10:30

Rank	Name	Nat	Date of Birth	Order	Result		
1	KLISHINA Darya	RUS	15 JAN 1991	7	6.81	Q	SB
2	ŠPANOVIĆ Ivana	SRB	10 MAY 1990	4	6.43	q	
3	JAGACIAK Anna	POL	10 FEB 1990	10	6.37	q	
4	GRIVA Mara	LAT	4 AUG 1989	5	6.34	q	
5	MOGUENARA Sosthene Taroum	GER	17 OCT 1989	1	6.29	q	
6	AZPEITIA Maitane	ESP	1 MAR 1989	12	6.28	q	PB
7	MIRONCHYK-IVANOVA Nastassia	BLR	13 APR 1989	4	6.24	q	
8	STRATI Laura	ITA	1990	2	6.24	q	
9	NERVILUS Marquiliu	FRA	6 APR 1989	9	6.20	q	PB
10	GUBAR Yana	RUS	2 MAR 1990	8	6.18	q	
11	ONSTAD Oda Utsi	NOR	12 MAY 1990	11	6.12	q	SB
12	PANAYI Nektaria	CYP	20 MAR 1990	6	6.11	q	
13	SACAMA ISIDORE Daniella	FRA	8 MAR 1990	5	6.07		
14	TVERDOHLIB Marharyta	UKR	2 JUN 1991	3	6.03		
15	DENYAYEVA Svetlana	RUS	1 APR 1991	7	6.02		
16	ATSCHKINADZE Xenia	GER	14 JAN 1989	6	6.00		
17	OLSSON Malin	SWE	24 AUG 1990	1	5.97		
18	BIELAWSKA Martyna	POL	15 NOV 1990	9	5.96		
19	DI LORETO Teresa	ITA	1989	10	5.91		
20	KNYAZHEVA Hanna	UKR	25 SEP 1989	2	5.85		
21	MITKOVA Milena	BUL	26 JAN 1990	3	5.60		
	SANDU Cristina	ROU	4 MAR 1990	8	NM		
	UGEN Lorraine	GBR	22 AUG 1991	11	NM		

	1	2	3
1	KLISHINA Darya	6.81 (-0.8)	-
2	ŠPANOVIĆ Ivana	6.43 (-0.7)	-
3	JAGACIAK Anna	6.37 (-0.1)	x (+1.5)
4	GRIVA Mara	6.34 (-0.6)	x (0.0)
5	MOGUENARA S	6.29 (-1.3)	4.78 (-1.1)
6	AZPEITIA Maitane	x (-0.4)	6.11 (-0.1)
7	MIRONCHYK-IVANOVA	x (-0.7)	6.24 (-0.6)
8	STRATI Laura	6.09 (-0.4)	x (-0.3)
9	NERVILUS Marquiliu	x (-0.3)	6.06 (+0.1)
10	GUBAR Yana	6.18 (0.0)	6.16 (-0.2)
11	ONSTAD Oda Utsi	x (-0.7)	6.12 (+1.3)
12	PANAYI Nektaria	6.11 (-0.8)	5.83 (-0.3)
13	SACAMA ISIDORE D	6.07 (0.0)	x (-1.0)
14	TVERDOHLIB M	6.03 (-0.4)	5.77 (-1.4)
15	DENYAYEVA Svetlana	x (-0.9)	5.99 (-0.8)
16	ATSCHKINADZE Xenia	6.00 (-1.1)	x (-0.6)
17	OLSSON Malin	x (-0.7)	5.96 (+0.7)
18	BIELAWSKA Martyna	5.89 (-0.2)	x (+0.2)
19	DI LORETO Teresa	x (-0.7)	5.91 (0.0)
20	KNYAZHEVA Hanna	x (-0.5)	x (-0.2)
21	MITKOVA Milena	5.60 (-1.3)	x (+0.4)
	SANDU Cristina	x (-0.2)	x (-0.1)
	UGEN Lorraine	x (-0.5)	x (+0.7)

Results

Long Jump Women
Qualification Group A
Start Time: 10:30

Rank	Name	Nat	Date of Birth	Order	Result		
1	KLISHINA Darya	RUS	15 JAN 1991	7	6.81	Q	SB
2	ŠPANOVIC Ivana	SRB	10 MAY 1990	4	6.43	q	
3	JAGACIAK Anna	POL	10 FEB 1990	10	6.37	q	
4	GRIVA Mara	LAT	4 AUG 1989	5	6.34	q	
5	AZPEITIA Maitane	ESP	1 MAR 1989	12	6.28	q	PB
6	STRATI Laura	ITA	1990	2	6.24	q	
7	NERVILUS Marquilu	FRA	6 APR 1989	9	6.20	q	PB
8	ONSTAD Oda Utsi	NOR	12 MAY 1990	11	6.12	q	SB
9	TVERDOHLIB Marharyta	UKR	2 JUN 1991	3	6.03		
10	ATSCHKINADZE Xenia	GER	14 JAN 1989	6	6.00		
11	OLSSON Malin	SWE	24 AUG 1990	1	5.97		
	SANDU Cristina	ROU	4 MAR 1990	8	NM		

	1	2	3
1	KLISHINA Darya 6.81 (-0.8)		
2	ŠPANOVIC Ivana 6.43 (-0.7)	-	-
3	JAGACIAK Anna 6.37 (-0.1)	x (+1.5)	6.33 (-0.1)
4	GRIVA Mara 6.34 (-0.6)	x (0.0)	-
5	AZPEITIA Maitane x (-0.4)	6.11 (-0.1)	6.28 (-0.3)
6	STRATI Laura 6.09 (-0.4)	x (-0.3)	6.24 (+0.3)
7	NERVILUS Marquilu x (-0.3)	6.06 (+0.1)	6.20 (+0.1)
8	ONSTAD Oda Utsi x (-0.7)	6.12 (+1.3)	x (-0.5)
9	TVERDOHLIB M 6.03 (-0.4)	5.77 (-1.4)	x (-0.6)
10	ATSCHKINADZE Xenia 6.00 (-1.1)	x (-0.6)	5.79 (-0.2)
11	OLSSON Malin x (-0.7)	5.96 (+0.7)	5.97 (-0.7)
	SANDU Cristina x (-0.2)	x (-0.1)	x (+0.4)

Long Jump Women
Qualification Group B
Start Time: 10:30

Rank	Name	Nat	Date of Birth	Order	Result		
1	MOGUENARA Sosthene Taroum	GER	17 OCT 1989	1	6.29	q	
2	MIRONCHYK-IVANOVA Nastassia	BLR	13 APR 1989	4	6.24	q	
3	GUBAR Yana	RUS	2 MAR 1990	8	6.18	q	
4	PANAYI Nektaria	CYP	20 MAR 1990	6	6.11	q	
5	SACAMA ISIDORE Daniella	FRA	8 MAR 1990	5	6.07		
6	DENYAYEVA Svetlana	RUS	1 APR 1991	7	6.02		
7	BIELAWSKA Martyna	POL	15 NOV 1990	9	5.96		
8	DI LORETO Teresa	ITA	1989	10	5.91		
9	KNYAZHEVA Hanna	UKR	25 SEP 1989	2	5.85		
10	MITKOVA Milena	BUL	26 JAN 1990	3	5.60		
	UGEN Lorraine	GBR	22 AUG 1991	11	NM		

	1	2	3
1	MOGUENARA S 6.29 (-1.3)	4.78 (-1.1)	6.26 (0.0)
2	MIRONCHYK-IVANOVA x (-0.7)	6.24 (-0.6)	6.22 (-0.6)
3	GUBAR Yana 6.18 (0.0)	6.16 (-0.2)	6.09 (-0.5)
4	PANAYI Nektaria 6.11 (-0.8)	5.83 (-0.3)	5.89 (-1.0)
5	SACAMA ISIDORE D 6.07 (0.0)	x (-1.0)	5.88 (-0.5)
6	DENYAYEVA Svetlana x (-0.9)	5.99 (-0.8)	6.02 (-1.9)
7	BIELAWSKA Martyna 5.89 (-0.2)	x (+0.2)	5.96 (-0.1)
8	DI LORETO Teresa x (-0.7)	5.91 (0.0)	x (+0.3)
9	KNYAZHEVA Hanna x (-0.5)	x (-0.2)	5.85 (-0.1)
10	MITKOVA Milena 5.60 (-1.3)	x (+0.4)	5.57 (-0.7)
	UGEN Lorraine x (-0.5)	x (+0.7)	x (+0.2)

Qualified: qualifying perf. 6.45 (Q) or 12 best performers (q) to the advance to the Final

Results

Heptathlon

Shot Put Women - Heptathlon

Start Time: 16:00

Rank	Name	Nat	Date of Birth	Order	Result	Points
1	MAKSIMAVA Yana	BLR	9 JAN 1989	2	14.45	824 PB
2	FYODOROVA Alina	UKR	31 JUL 1989	5	14.22	809
3	GRAF Elisabeth	SUI	9 MAR 1989	7	14.04	797
4	THORSTEINSDOTTIR Helga Margret	ISL	15 NOV 1991	1	13.85	784
5	SAVITSKAYA Kristina	RUS	10 JUN 1991	8	13.61	768
6	SCHÄFER Carolin	GER	5 DEC 1991	6	13.11	735 PB
7	ZELTNER Michelle	SUI	22 DEC 1991	9	13.04	730 PB
8	BELYAKOVA Anastasiya	RUS	4 DEC 1990	3	12.97	725
9	CACHOVÁ Katerina	CZE	26 FEB 1990	5	12.90	721 PB
10	SPRUNGER Léa	SUI	5 MAR 1990	6	12.63	703 PB
11	BROERSEN Nadine	NED	29 APR 1990	4	12.40	688
12	ŠADEIKO Grit	EST	29 JUL 1989	2	12.35	684
13	CVITANOVIC Lucija	CRO	17 SEP 1991	1	11.74	644
14	KLAUP Mari	EST	27 FEB 1990	4	11.68	640 SB
15	NAGY Judith	ROU	14 SEP 1989	9	11.26	612
16	ROSENQUIST Ellinor	SWE	14 JUL 1989	8	11.03	597
17	MIKOLAJCZYK Izabela	POL	4 SEP 1990	7	10.66	573
18	ONDRASCHKOVÁ Lucie	CZE	12 OCT 1989	3	10.64	571

	1	2	3
1	MAKSIMAVA Yana 14.22	14.45	x
2	FYODOROVA Alina x	13.71	14.22
3	GRAF E 13.26	14.04	13.44
4	THORSTEINSDOTTIR H 13.85	13.71	x
5	SAVITSKAYA K 12.30	12.81	13.61
6	SCHÄFER Carolin 12.90	13.11	x
7	ZELTNER Michelle 12.53	13.04	12.90
8	BELYAKOVA A 12.97	12.91	x
9	CACHOVÁ K 12.20	11.63	12.90
10	SPRUNGER L 11.16	11.93	12.63
11	BROERSEN Nadine 12.32	12.40	11.59
12	ŠADEIKO Grit 11.27	x	12.35
13	CVITANOVIC Lucija 10.46	10.27	11.74
14	KLAUP Mari 11.28	11.25	11.68
15	NAGY Judith 9.50	11.20	11.26
16	ROSENQUIST Ellinor 10.66	10.70	11.03
17	MIKOLAJCZYK I 10.16	10.13	10.66
18	ONDRASCHKOVÁ Lucie 10.12	10.54	10.64


Heptathlon

Shot Put Women - Heptathlon Group A Start Time: 16:00

Rank	Name	Nat	Date of Birth	Order	Result	Points
1	MAKSIMAVA Yana	BLR	9 JAN 1989	2	14.45	824 PB
2	FYODOROVA Alina	UKR	31 JUL 1989	5	14.22	809
3	GRAF Elisabeth	SUI	9 MAR 1989	7	14.04	797
4	THORSTEINSDOTTIR Helga Margret	ISL	15 NOV 1991	1	13.85	784
5	SAVITSKAYA Kristina	RUS	10 JUN 1991	8	13.61	768
6	SCHÄFER Carolin	GER	5 DEC 1991	6	13.11	735 PB
7	ZELTNER Michelle	SUI	22 DEC 1991	9	13.04	730 PB
8	BELYAKOVA Anastasiya	RUS	4 DEC 1990	3	12.97	725
9	BROERSEN Nadine	NED	29 APR 1990	4	12.40	688

	1	2	3
1	MAKSIMAVA Yana 14.22	14.45	x
2	FYODOROVA Alina x	13.71	14.22
3	GRAF E 13.26	14.04	13.44
4	THORSTEINSDOTTIR H 13.85	13.71	x
5	SAVITSKAYA K 12.30	12.81	13.61
6	SCHÄFER Carolin 12.90	13.11	x
7	ZELTNER Michelle 12.53	13.04	12.90
8	BELYAKOVA A 12.97	12.91	x
9	BROERSEN Nadine 12.32	12.40	11.59

INTERNET Service: www.european-athletics.org

Timing, Measurement & Data Service by  OMEGA

printed at SAT 16 JUL 2011 20:21

Page 26 of 28

Results

Heptathlon

Shot Put Women - Heptathlon Group B Start Time: 16:00

Rank	Name	Nat	Date of Birth	Order	Result	Points
1	CACHOVÁ Katerina	CZE	26 FEB 1990	5	12.90	721 PB
2	SPRUNGER Léa	SUI	5 MAR 1990	6	12.63	703 PB
3	ŠADEIKO Grit	EST	29 JUL 1989	2	12.35	684
4	CVITANOVIC Lucija	CRO	17 SEP 1991	1	11.74	644
5	KLAUP Mari	EST	27 FEB 1990	4	11.68	640 SB
6	NAGY Judith	ROU	14 SEP 1989	9	11.26	612
7	ROSENQUIST Ellinor	SWE	14 JUL 1989	8	11.03	597
8	MIKOLAJCZYK Izabela	POL	4 SEP 1990	7	10.66	573
9	ONDRASCHKOVÁ Lucie	CZE	12 OCT 1989	3	10.64	571

	1	2	3
1	CACHOVÁ K 12.20	11.63	12.90
2	SPRUNGER L 11.16	11.93	12.63
3	ŠADEIKO Grit 11.27	x	12.35
4	CVITANOVIC Lucija 10.46	10.27	11.74
5	KLAUP Mari 11.28	11.25	11.68
6	NAGY Judith 9.50	11.20	11.26
7	ROSENQUIST Ellinor 10.66	10.70	11.03
8	MIKOLAJCZYK I 10.16	10.13	10.66
9	ONDRASCHKOVÁ Lucie 10.12	10.54	10.64

Hammer Women

Final Start Time: 15:25

Rank	Name	Nat	Date of Birth	Order	Result
1	PERIE Bianca	ROU	1 JUN 1990	7	71.59 CR
2	FIODOROW Joanna	POL	4 MAR 1989	6	70.06 PB
3	HITCHON Sophie	GBR	11 JUL 1991	3	69.59 NR
4	SAFRÁNKOVÁ Katerina	CZE	8 JUN 1989	8	67.94
5	GUEHASEIM Jessika	FRA	23 AUG 1989	9	67.09
6	KASTROVA Alina	BLR	2 MAR 1990	10	65.09
7	KRÁLOVÁ Tereza	CZE	22 OCT 1989	12	65.05
8	OZORAI Jenny	HUN	3 DEC 1990	5	63.48
9	WOLFARTH Gabi	GER	6 SEP 1989	11	63.30
10	RAAD Trude	NOR	27 APR 1990	1	62.73 PB
11	PENTTILÄ Jenni	FIN	9 MAR 1991	2	61.53
12	SZEWA Magdalena	POL	20 SEP 1990	4	60.52

	1	2	3	4	5	6
1	PERIE Bianca 67.83	70.57	69.38	71.59	69.60	68.61
2	FIODOROW Joanna 65.87	x	70.06	68.64	67.28	x
3	HITCHON Sophie 67.95	69.59	x	63.13	68.68	67.77
4	SAFRÁNKOVÁ K x	67.37	x	67.71	67.94	66.58
5	GUEHASEIM Jessika 67.09	x	65.57	66.86	64.40	64.61
6	KASTROVA Alina 65.09	x	61.91	x	62.14	x
7	KRÁLOVÁ Tereza 64.73	62.58	x	x	x	65.05
8	OZORAI Jenny 62.66	63.44	63.48	x	x	x
9	WOLFARTH Gabi 63.30	x	61.51			
10	RAAD Trude 62.73	x	60.56			
11	PENTTILÄ Jenni 58.62	58.25	61.53			
12	SZEWA Magdalena 59.06	60.40	60.52			

Results

Javelin Women

Final

Start Time: 19:00

Rank	Name	Nat	Date of Birth	Order	Result	
1	MAYER Sarah	GER	20 MAY 1991	6	59.29	PB
2	REBRYK Vira	UKR	25 FEB 1989	1	58.95	
3	SORMUNEN Oona	FIN	2 AUG 1989	3	58.54	PB
4	UTRIAINEN Sanni	FIN	5 FEB 1991	8	56.25	
5	HATSKO Hanna	UKR	3 OCT 1990	5	55.58	
6	WESSMAN Anna	SWE	9 OCT 1989	4	55.50	SB
7	JELACA Tatjana	SRB	10 AUG 1990	7	55.44	SB
8	SCHOL Lisanne	NED	22 JUN 1991	2	53.77	
9	LETNAR Bernarda	SLO	26 DEC 1989	11	53.44	
10	JUHÁSZ Vanda	HUN	6 JUN 1989	12	51.93	
11	PASCUAL Elia	ESP	4 JUL 1989	10	50.70	SB
12	ANDRAUD Matilde	FRA	28 APR 1989	9	50.61	

	1	2	3	4	5	6	
1	MAYER Sarah	52.41	58.48	55.20	59.29	53.94	57.82
2	REBRYK Vira	58.95	57.98	54.47	55.80	x	57.83
3	SORMUNEN Oona	54.16	53.58	57.67	55.69	58.54	x
4	UTRIAINEN Sanni	50.19	56.25	54.53	51.85	-	x
5	HATSKO Hanna	55.33	55.58	x	54.66	53.74	54.16
6	WESSMAN Anna	53.01	52.80	55.50	52.54	x	52.89
7	JELACA Tatjana	54.60	55.44	x	52.08	x	54.67
8	SCHOL Lisanne	51.33	53.77	x	x	x	50.69
9	LETNAR Bernarda	50.36	53.44	51.30			
10	JUHÁSZ Vanda	51.38	51.93	50.10			
11	PASCUAL Elia	49.77	48.94	50.70			
12	ANDRAUD Matilde	50.61	49.07	48.01			

Results
20 km Walk Men
Final
Start Time: 8:00


Rank	Name	Nat	Date of Birth	Order	Result	
1	BOGATYREV Petr	RUS	11 MAR 1991	1	1:24:20	
2	TOMALA Dawid	POL	27 AUG 1989	10	1:24:21	
3	STRELKOV Denis	RUS	26 OCT 1990	7	1:24:25	
4	FILIPCHUK Valery	RUS	30 JUN 1991	15	1:24:30	
5	HELEBRANDT Máté	HUN	12 JAN 1989	4	1:25:14	SB
6	TONTODONATI Federico	ITA	30 OCT 1989	9	1:26:07	
7	PARTANEN Veli-Matti	FIN	28 OCT 1991	13	1:26:37	SB
8	MACCHIA Riccardo	ITA	27 MAR 1990	12	1:28:31	
9	ADRAGNA Andrea	ITA	14 JUN 1989	6	1:29:13	
10	HALMAN Wojciech	POL	10 JAN 1990	14	1:29:46	
11	LIAKHOVICH Aliaksandr	BLR	4 JUL 1989	11	1:30:22	
12	KOZLOVSKIJ Genadij	LTU	17 JAN 1991	5	1:31:05	
	KARLSTRÖM Perseus	SWE	2 MAY 1990	8	DNF	
	DOHMANN Carl	GER	18 MAY 1990	3	DQ	R 230.6
	WOLSKI Dawid	POL	15 JUN 1989	2	DQ	R 230.6

Intermediate times:	2km	8:53	PARTANEN Veli-Matti (FIN)
	4km	17:25	PARTANEN Veli-Matti (FIN)
	6km	26:02	PARTANEN Veli-Matti (FIN)
	8km	34:25	PARTANEN Veli-Matti (FIN)
	10km	42:54	PARTANEN Veli-Matti (FIN)
	12km	51:27	HELEBRANDT Máté (HUN)
	14km	59:57	HELEBRANDT Máté (HUN)
	16km	1:08:15	BOGATYREV Petr (RUS)
	18km	1:16:18	BOGATYREV Petr (RUS)

20 km Walk Women
Final
Start Time: 10:00

Rank	Name	Nat	Date of Birth	Order	Result	
1	MINEYEVA Tatyana	RUS	10 AUG 1990	2	1:31:42	
2	OKHOTNIKOVA Nina	RUS	11 MAR 1991	9	1:31:51	
3	TAKÁCS Julia	ESP	29 JUN 1989	1	1:31:55	
4	PALMISANO Antonella	ITA	6 AUG 1991	5	1:36:26	
5	GIORGI Eleonora	ITA	14 SEP 1989	20	1:38:41	
6	KAŽEMAKA Anita	LAT	30 MAY 1990	16	1:38:59	
7	GOLBA Katarzyna	POL	21 DEC 1989	10	1:39:36	
8	MENUET Emilie	FRA	27 SEP 1991	14	1:41:52	
9	ENACHE Georgiana	ROU	19 FEB 1991	15	1:43:56	PB
10	JASINSKA Magdalena	POL	4 OCT 1991	19	1:44:18	
11	ELSS Christin	GER	4 SEP 1989	18	1:44:27	
12	MASTIANICA Inga	LTU	13 JUN 1989	4	1:44:44	
13	GRADINARIU Alexandra	ROU	25 OCT 1990	11	1:44:59	
14	GONZÁLEZ Raquel	ESP	16 NOV 1989	13	1:45:46	
15	PLATACE Kristine	LAT	11 JAN 1990	12	1:48:48	
16	BAJNAI Eszter	HUN	15 MAY 1989	6	1:51:36	
17	CARDOSO Daniela	POR	15 DEC 1991	17	1:56:02	
	LÖFBACKA Mikaela	FIN	10 JAN 1990	8	DNF	
	LITWINIUK Agata	POL	6 OCT 1991	7	DQ	R 230.6
	LUKYANOVA Anna	RUS	23 APR 1991	3	DQ	R 230.6

Intermediate times:	2km	10:21	GRADINARIU Alexandra (ROU)
	4km	19:48	MINEYEVA Tatyana (RUS)
	6km	28:55	OKHOTNIKOVA Nina (RUS)
	8km	37:48	OKHOTNIKOVA Nina (RUS)
	10km	46:42	OKHOTNIKOVA Nina (RUS)
	12km	55:31	OKHOTNIKOVA Nina (RUS)
	14km	1:04:30	OKHOTNIKOVA Nina (RUS)
	16km	1:13:32	MINEYEVA Tatyana (RUS)
	18km	1:22:25	MINEYEVA Tatyana (RUS)

INTERNET Service: www.european-athletics.org
Timing, Measurement & Data Service by  OMEGA

printed at SUN 17 JUL 2011 20:45

Page 1 of 15

Results

Heptathlon

Long Jump Women - Heptathlon

Start Time: 13:30

Rank	Name	Nat	Date of Birth	Order	Result	Points
1	CACHOVÁ Katerina	CZE	26 FEB 1990	8	6.21	915 SB
2	ŠADEIKO Grit	EST	29 JUL 1989	6	6.20	912
3	NAGY Judith	ROU	14 SEP 1989	4	6.13	890 SB
4	MIKOLAJCZYK Izabela	POL	4 SEP 1990	4	6.05	865
5	SCHÄFER Carolin	GER	5 DEC 1991	1	6.03	859 PB
6	SPRUNGER Léa	SUI	5 MAR 1990	2	6.02	856
7	BELYAKOVA Anastasiya	RUS	4 DEC 1990	3	6.01	853 *=SB
8	MAKSIMAVA Yana	BLR	9 JAN 1989	5	5.94	831 SB
9	FYODOROVA Alina	UKR	31 JUL 1989	7	5.87	810
10	ROSENQUIST Ellinor	SWE	14 JUL 1989	7	5.75	774
11	SAVITSKAYA Kristina	RUS	10 JUN 1991	1	5.74	771
12	CVITANOVIC Lucija	CRO	17 SEP 1991	3	5.71	762 =PB
13	KLAUP Mari	EST	27 FEB 1990	9	5.57	720
14	BROERSEN Nadine	NED	29 APR 1990	6	5.53	709
15	ZELTNER Michelle	SUI	22 DEC 1991	2	5.46	688
16	GRAF Elisabeth	SUI	9 MAR 1989	8	5.25	628
	ONDRASCHKOVÁ Lucie	CZE	12 OCT 1989	9	NM	0
	THORSTEINSDOTTIR Helga Margret	ISL	15 NOV 1991	5	DNS	

	1	2	3
1	CACHOVÁ K 5.79 (+1.2)	6.21 (+1.1)	6.08 (+0.2)
2	ŠADEIKO Grit 6.05 (+1.0)	6.20 (+2.3)	6.16 (+1.9)
3	NAGY Judith 5.86 (+0.9)	6.13 (+1.9)	x (+2.0)
4	MIKOLAJCZYK I 5.98 (+0.8)	6.05 (+1.6)	5.96 (+2.4)
5	SCHÄFER Carolin x (+1.2)	x (+1.9)	6.03 (+1.2)
6	SPRUNGER L x (+0.6)	6.02 (+1.0)	x (+2.0)
7	BELYAKOVA A 5.82 (+1.0)	5.97 (+1.2)	6.01 (+2.3)
8	MAKSIMAVA Yana 5.61 (+0.9)	5.88 (+1.5)	5.94 (+1.0)
9	FYODOROVA Alina 5.31 (+0.4)	5.82 (+1.6)	5.87 (-0.2)
10	ROSENQUIST Ellinor x (+1.5)	5.75 (+2.0)	x (+1.2)
11	SAVITSKAYA K 5.48 (+0.9)	5.71 (+1.7)	5.74 (+2.1)
12	CVITANOVIC Lucija 5.47 (+1.1)	5.71 (+1.4)	5.69 (+2.2)
13	KLAUP Mari x (+1.5)	x (+1.7)	5.57 (+0.1)
14	BROERSEN Nadine 5.33 (+1.0)	x (+1.6)	5.53 (+1.0)
15	ZELTNER Michelle 5.36 (+1.0)	x (+1.0)	5.46 (+3.1)
16	GRAF E 4.75 (+0.9)	5.25 (+0.6)	4.76 (+0.9)
	ONDRASCHKOVÁ Lucie x (+1.7)	x (+2.0)	x (+0.6)
	THORSTEINSDOTTIR H		

Hammer Men

Final

Start Time: 13:30

Rank	Name	Nat	Date of Birth	Order	Result
1	FAJDEK Pawel	POL	4 JUN 1989	12	78.54
2	CIENFUEGOS Javier	ESP	15 JUL 1990	11	73.03
3	DUBITSKI Aleh	BLR	19 OCT 1990	1	72.52
4	JOHANSSON Markus	SWE	8 MAY 1990	9	72.27
5	NOWICKI Wojciech	POL	22 FEB 1989	4	72.20
6	KALAMOYETS Siarhei	BLR	11 AUG 1989	2	71.84
7	MARTYNYUK Andriy	UKR	25 SEP 1990	3	71.47
8	HUDI Ákos	HUN	10 AUG 1991	10	70.75
9	KOCHNEV Aleksey	RUS	6 APR 1990	8	70.67
10	SZABÓ Dániel	HUN	28 JUN 1991	6	70.62
11	RAUHUT Norbert	POL	17 JAN 1990	5	70.44
12	HENRIKSEN Eivind	NOR	14 SEP 1990	7	69.89

Results

Final (cont.)

Final		1	2	3	4	5	6
1	FAJDEK Pawel	72.66	76.74	78.54	77.21	77.52	77.54
2	CIENFUEGOS Javier	70.34	70.91	72.08	x	x	73.03
3	DUBITSKI Aleh	x	70.22	72.52	70.44	x	69.75
4	JOHANSSON Markus	71.46	70.59	x	x	x	72.27
5	NOWICKI Wojciech	69.01	72.20	x	70.82	x	71.66
6	KALAMOYETS Siarhei	71.48	71.79	71.84	x	x	x
7	MARTYNYUK Andriy	71.47	71.10	69.67	69.55	69.10	x
8	HUDI Akos	68.90	70.75	70.65	x	69.50	x
9	KOCHNEV Aleksey	69.47	70.67	68.35			
10	SZABÓ Dániel	70.26	70.62	69.33			
11	RAUHUT Norbert	69.61	69.34	70.44			
12	HENRIKSEN Eivind	69.89	x	x			

Heptathlon

Long Jump Women - Heptathlon Group A Start Time: 13:30

Rank	Name	Nat	Date of Birth	Order	Result	Points
1	NAGY Judith	ROU	14 SEP 1989	4	6.13	890 SB
2	SCHÄFER Carolin	GER	5 DEC 1991	1	6.03	859 PB
3	MAKSIMAVA Yana	BLR	9 JAN 1989	5	5.94	831 SB
4	FYODOROVA Alina	UKR	31 JUL 1989	7	5.87	810
5	CVITANOVIC Lucija	CRO	17 SEP 1991	3	5.71	762 =PB
6	KLAUP Mari	EST	27 FEB 1990	9	5.57	720
7	BROERSEN Nadine	NED	29 APR 1990	6	5.53	709
8	ZELTNER Michelle	SUI	22 DEC 1991	2	5.46	688
9	GRAF Elisabeth	SUI	9 MAR 1989	8	5.25	628

	1	2	3
1	NAGY Judith 5.86 (+0.9)	6.13 (+1.9)	x (+2.0)
2	SCHÄFER Carolin x (+1.2)	x (+1.9)	6.03 (+1.2)
3	MAKSIMAVA Yana 5.61 (+0.9)	5.88 (+1.5)	5.94 (+1.0)
4	FYODOROVA Alina 5.31 (+0.4)	5.82 (+1.6)	5.87 (-0.2)
5	CVITANOVIC Lucija 5.47 (+1.1)	5.71 (+1.4)	5.69 (+2.2)
6	KLAUP Mari x (+1.5)	x (+1.7)	5.57 (+0.1)
7	BROERSEN Nadine 5.33 (+1.0)	x (+1.6)	5.53 (+1.0)
8	ZELTNER Michelle 5.36 (+1.0)	x (+1.0)	5.46 (+3.1)
9	GRAF E 4.75 (+0.9)	5.25 (+0.6)	4.76 (+0.9)

Heptathlon

Long Jump Women - Heptathlon Group B Start Time: 13:30

Rank	Name	Nat	Date of Birth	Order	Result	Points
1	CACHOVÁ Katerina	CZE	26 FEB 1990	8	6.21	915 SB
2	ŠADEIKO Grit	EST	29 JUL 1989	6	6.20	912
3	MIKOLAJCZYK Izabela	POL	4 SEP 1990	4	6.05	865
4	SPRUNGER Léa	SUI	5 MAR 1990	2	6.02	856
5	BELYAKOVA Anastasiya	RUS	4 DEC 1990	3	6.01	853 *=SB
6	ROSENQUIST Ellinor	SWE	14 JUL 1989	7	5.75	774
7	SAVITSKAYA Kristina	RUS	10 JUN 1991	1	5.74	771
	ONDRASCHKOVÁ Lucie	CZE	12 OCT 1989	9	NM	0
	THORSTEINSDOTTIR Helga Margret	ISL	15 NOV 1991	5	DNS	

	1	2	3
1	CACHOVÁ K 5.79 (+1.2)	6.21 (+1.1)	6.08 (+0.2)
2	ŠADEIKO Grit 6.05 (+1.0)	6.20 (+2.3)	6.16 (+1.9)
3	MIKOLAJCZYK I 5.98 (+0.8)	6.05 (+1.6)	5.96 (+2.4)
4	SPRUNGER L x (+0.6)	6.02 (+1.0)	x (+2.0)
5	BELYAKOVA A 5.82 (+1.0)	5.97 (+1.2)	6.01 (+2.3)
6	ROSENQUIST Ellinor x (+1.5)	5.75 (+2.0)	x (+1.2)
7	SAVITSKAYA K 5.48 (+0.9)	5.71 (+1.7)	5.74 (+2.1)
	ONDRASCHKOVÁ Lucie x (+1.7)	x (+2.0)	x (+0.6)
	THORSTEINSDOTTIR H		

Results

Long Jump Women

Final

Start Time: 15:00

Rank	Name	Nat	Date of Birth	Order	Result	
1	KLISHINA Darya	RUS	15 JAN 1991	9	7.05	CR
2	ŠPANOVIC Ivana	SRB	10 MAY 1990	1	6.74	*SB
3	MOGUENARA Sosthene Taroum	GER	17 OCT 1989	7	6.74	PB
4	JAGACIAK Anna	POL	10 FEB 1990	10	6.62	SB
5	GRIVA Mara	LAT	4 AUG 1989	4	6.59	PB
6	MIRONCHYK-IVANOVA Nastassia	BLR	13 APR 1989	2	6.54	
7	STRATI Laura	ITA	1990	12	6.36	PB
8	GUBAR Yana	RUS	2 MAR 1990	5	6.27	
9	AZPEITIA Maitane	ESP	1 MAR 1989	11	6.26	
10	PANAYI Nektaria	CYP	20 MAR 1990	6	6.12	
11	ONSTAD Oda Utsi	NOR	12 MAY 1990	3	6.01	
12	NERVILUS Marquiliu	FRA	6 APR 1989	8	5.96	

	1	2	3	4	5	6	
1	KLISHINA Darya	7.05 (+1.1)	x (+0.3)	6.53 (+1.3)	x (+2.3)	-	6.71 (+1.3)
2	ŠPANOVIC Ivana	6.74 (+3.2)	6.51 (+1.1)	x (+3.0)	x (+2.7)	6.71 (+1.1)	x (+0.7)
3	MOGUENARA S	6.11 (+1.9)	6.74 (+1.8)	x (+2.8)	6.63 (+2.1)	6.52 (+1.5)	6.67 (+0.6)
4	JAGACIAK Anna	6.42 (+2.0)	6.31 (+0.4)	x (+0.3)	6.62 (+1.8)	6.29 (+2.0)	6.45 (+1.6)
5	GRIVA Mara	x (+1.6)	6.59 (+2.0)	6.38 (+2.2)	6.45 (+1.5)	x (+3.0)	x (+2.1)
6	MIRONCHYK-IVANOVA	6.51 (+1.4)	x (+2.3)	x (+2.4)	6.54 (+2.5)	x (+0.6)	4.83 (+1.3)
7	STRATI Laura	6.00 (+1.3)	6.13 (+1.3)	6.36 (+1.6)	6.12 (+1.4)	6.24 (+1.0)	x (+1.4)
8	GUBAR Yana	6.17 (+2.0)	6.27 (+0.8)	6.12 (+1.4)	6.11 (+1.9)	x (+2.0)	x (+1.6)
9	AZPEITIA Maitane	6.26 (+0.5)	6.04 (+0.6)	x (+1.7)			
10	PANAYI Nektaria	6.03 (+0.4)	6.00 (+1.8)	6.12 (+1.6)			
11	ONSTAD Oda Utsi	x (+2.2)	x (+2.1)	6.01 (+0.7)			
12	NERVILUS Marquiliu	5.96 (+1.1)	5.96 (+2.3)	5.84 (+2.0)			

High Jump Men


Final

Start Time: 15:05

Rank	Name	Nat	Date of Birth	Order	Result	
1	BONDARENKO Bohdan	UKR	30 AUG 1989	7	2.30	PB
2	MUDROV Sergey	RUS	8 SEP 1990	11	2.30	PB
3	SANCHO Miguel Ángel	ESP	24 APR 1990	8	2.21	=SB
4	KIECANA Szymon	POL	26 MAR 1989	9	2.21	PB
5	FASSINOTTI Marco	ITA	29 APR 1989	12	2.21	
6	RUTKOWSKI Jaroslaw	POL	11 AUG 1991	5	2.21	
7	FOROUGH Kourosh	IRL	14 AUG 1990	6	2.18	
8	BUBENIK Matus	SVK	14 NOV 1989	2	2.18	
9	MELON Alen	CRO	25 OCT 1991	1	2.18	PB
10	SALOMON Michael	FRA	1 JUN 1989	10	2.14	
11	BIRINCI Serhat	TUR	13 MAY 1990	3	2.14	
12	NAUMOVICH Artsiom	BLR	19 FEB 1991	4	2.14	

	2.00	2.05	2.10	2.14	2.18	2.21	2.24	2.26	2.28	2.30	2.32
1	BONDARENKO Bohdan	-	-	o	-	o	o	o	x-	o	xxx
2	MUDROV Sergey	-	-	o	o	o	o	o	-	xxo	xxx
3	SANCHO M	-	o	o	o	o	o	xxx			
4	KIECANA Szymon	-	o	o	xo	o	o	xxx			
5	FASSINOTTI Marco	-	o	o	o	o	xo	xxx			
6	RUTKOWSKI Jaroslaw	-	-	o	xo	xxo	xxx	xxx			
7	FOROUGH Kourosh	-	o	o	o	o	xxx				
8	BUBENIK Matus	o	o	o	o	xxo	xxx				
9	MELON Alen	-	o	o	xo	xxo	xxx				
10	SALOMON Michael	-	o	o	o	xxx					
11	BIRINCI Serhat	-	o	xo	o	xxx					
12	NAUMOVICH Artsiom	o	o	o	xxo	xx-	x				

INTERNET Service: www.european-athletics.org

Timing, Measurement & Data Service by  OMEGA

printed at SUN 17 JUL 2011 20:45

Page 4 of 15

Results

Pole Vault Women

Final

Start Time: 15:15

Rank	Name	Nat	Date of Birth	Order	Result
1	BLEASDALE Holly	GBR	2 NOV 1991	2	4.55
2	STEFANIDI Ekaterini	GRE	4 FEB 1990	12	4.45
3	ROLOFF Annika	GER	10 MAR 1991	11	4.40
4	SCHMID Anna Katharina	SUI	2 DEC 1989	3	4.30
5	DAHLSTRÖM Malin	SWE	26 JUN 1989	4	4.25
6	SAVCHENKO Anastasiya	RUS	15 NOV 1989	1	4.20
7	GROOT Denise	NED	26 MAY 1990	8	4.20
8	SCHILDER Leonie	NED	15 SEP 1990	9	4.20
9	VON EYNATTEN Victoria	GER	6 OCT 1991	10	4.00
10	BENECCCHI Giorgia	ITA	9 JUL 1989	7	3.90
11	MÁNOU Loréla	GRE	20 DEC 1990	5	3.90
	BAUER Katharina	GER	12 JUN 1990	6	NM

	3.80	3.90	4.00	4.10	4.20	4.25	4.30	4.35	4.40	4.45	4.50	4.55	4.60	4.65	4.66
1 BLEASDALE Holly	-	-	-	-	-	-	o	-	-	-	o	o	-	-	xxx
2 STEFANIDI E	-	-	-	xo	-	xo	-	xxo	-	xxo	-	xxx	-	-	-
3 ROLOFF Annika	-	-	o	o	o	-	xo	o	xxo	-	xxx	-	-	-	-
4 SCHMID A	-	-	xo	-	o	-	o	xxx	-	-	-	-	-	-	-
5 DAHLSTRÖM Malin	-	-	-	o	-	o	xxx	-	-	-	-	-	-	-	-
6 SAVCHENKO A	-	-	o	-	o	-	xxx	-	-	-	-	-	-	-	-
7 GROOT Denise	-	-	o	xxo	xo	xxx	-	-	-	-	-	-	-	-	-
8 SCHILDER Leonie	xo	-	o	xo	xxo	xxx	-	-	-	-	-	-	-	-	-
9 VON EYNATTEN V	o	-	o	-	xxx	-	-	-	-	-	-	-	-	-	-
10 BENECCCHI Giorgia	xxo	o	xxx	-	-	-	-	-	-	-	-	-	-	-	-
11 MÁNOU Loréla	xo	xo	xxx	-	-	-	-	-	-	-	-	-	-	-	-
BAUER Katharina	-	-	-	-	xxx	-	-	-	-	-	-	-	-	-	-


4x100m Relay Women

Round 1

Start Time: 15:20

Rank	Nat	Nation	Lane	Result
1	FRA	France	5	44.14 Q
		1 - TOURE Yariatou (27 DEC 1990) 3 - GOUJON Sarah (11 SEP 1990)	2 - CALYDON Cornnelly (24 JUL 1989) 4 - GAYDU Émilie (5 FEB 1989)	
2	GBR	Great Britain	3	44.42 Q
		1 - LEWIS Annabelle (20 MAR 1989) 3 - THOMPSON Torema (15 FEB 1990)	2 - DIAMOND Emily (11 JUN 1991) 4 - PHILIP Asha (25 OCT 1990)	
3	UKR	Ukraine	2	44.56 Q
		1 - YANOVSKA Olena (15 FEB 1990) 3 - PYATACHENKO V (7 MAY 1989)	2 - PIZHANKOVA Darya (9 JAN 1990) 4 - LEPSKA Ulyana (9 OCT 1991)	
4	RUS	Russia	4	44.61 Q
		1 - FILATOVA Y (11 AUG 1989) 3 - KUZINA Yekaterina (28 JUN 1991)	2 - TAMKOVA Alena (30 MAY 1990) 4 - ARGUNOVA Nina (15 SEP 1989)	
5	POL	Poland	6	44.68 Q
		1 - ZAREBSKA Ewa (26 JAN 1990) 3 - OPON Martyna (12 SEP 1991)	2 - KOLDEJ Malgorzata (12 NOV 1990) 4 - KIELBASINSKA Anna (26 JUN 1990)	
6	ITA	Italy	2	44.73 Q
		1 - BALBONI Martina (13 DEC 1989) 3 - AMIDEI Martina (8 APR 1991)	2 - D'ANGELO Michaela (9 SEP 1989) 4 - DRAISCI Ilenia (13 JUL 1989)	
7	NED	Netherlands	5	44.94 q
		1 - VAN LEEUWEN Nikki (4 AUG 1989) 3 - BOSKER Judith (27 OCT 1990)	2 - HAGEN Anouk (30 APR 1990) 4 - VASELL Kadene (29 JAN 1989)	
8	CZE	Czech Republic	4	45.28 q
		1 - URBÁNKOVÁ Petra (26 OCT 1991) 3 - BRANISOVÁ Jana (6 NOV 1989)	2 - SLANINOVÁ Jana (16 JUL 1990) 4 - PROCHÁZKOVÁ B (13 DEC 1991)	
	SUI	Switzerland	3	DNF
		1 - CURTI Joelle (22 APR 1989) 3 - LAVANCHY Marisa (4 JAN 1990)	2 - GASSER Jacqueline (23 FEB 1990) 4 - HUMAIR Aurélie (24 JAN 1989)	

INTERNET Service: www.european-athletics.org

Timing, Measurement & Data Service by  OMEGA

printed at SUN 17 JUL 2011 20:45

Page 5 of 15

Results

4x100m Relay Women

Round 1 Heat 1/2

Start Time: 15:20

Rank	Nat	Nation	Lane	Reaction time	Result
1	GBR	Great Britain	3	0.150	44.42 Q
			1 - LEWIS Annabelle (20 MAR 1989) 2 - DIAMOND Emily (11 JUN 1991) 3 - THOMPSON Torema (15 FEB 1990) 4 - PHILIP Asha (25 OCT 1990)		
2	UKR	Ukraine	2	0.208	44.56 Q
			1 - YANOVSKA Olena (15 FEB 1990) 2 - PIZHANKOVA Darya (9 JAN 1990) 3 - PYATACHENKO V (7 MAY 1989) 4 - LEPSKA Ulyana (9 OCT 1991)		
3	RUS	Russia	4	0.220	44.61 Q
			1 - FILATOVA Y (11 AUG 1989) 2 - TAMKOVA Alena (30 MAY 1990) 3 - KUZINA Yekaterina (28 JUN 1991) 4 - ARGUNOVA Nina (15 SEP 1989)		
4	NED	Netherlands	5	0.163	44.94 q
			1 - VAN LEEUWEN Nikki (4 AUG 1989) 2 - HAGEN Anouk (30 APR 1990) 3 - BOSKER Judith (27 OCT 1990) 4 - VASELL Kadene (29 JAN 1989)		

Heptathlon

Javelin Women - Heptathlon

Start Time: 15:25

Rank	Name	Nat	Date of Birth	Order	Result	Points
1	ŠADEIKO Grit	EST	29 JUL 1989	14	47.93	820
2	CVITANOVIC Lucija	CRO	17 SEP 1991	6	46.06	784
3	KLAUP Mari	EST	27 FEB 1990	10	45.88	780
4	NAGY Judith	ROU	14 SEP 1989	13	44.75	759 SB
5	SCHÄFER Carolin	GER	5 DEC 1991	2	44.03	745
6	MAKSIMAVA Yana	BLR	9 JAN 1989	12	43.41	733 PB
7	BELYAKOVA Anastasiya	RUS	4 DEC 1990	9	43.03	726 PB
8	BROERSEN Nadine	NED	29 APR 1990	3	42.89	723
9	CACHOVÁ Katerina	CZE	26 FEB 1990	5	41.99	706
10	SAVITSKAYA Kristina	RUS	10 JUN 1991	16	41.25	691 PB
11	ROSENQUIST Ellinor	SWE	14 JUL 1989	11	40.78	682
12	FYODOROVA Alina	UKR	31 JUL 1989	15	40.60	679 PB
13	MIKOLAJCZYK Izabela	POL	4 SEP 1990	7	38.45	638 PB
14	ONDRASCHKOVÁ Lucie	CZE	12 OCT 1989	4	37.96	628 PB
15	GRAF Elisabeth	SUI	9 MAR 1989	18	35.34	578
16	SPRUNGER Léa	SUI	5 MAR 1990	1	28.01	439
17	ZELTNER Michelle	SUI	22 DEC 1991	8	25.78	397
	THORSTEINSDOTTIR Helga Margret	ISL	15 NOV 1991	17	DNS	

	1	2	3	
1	ŠADEIKO Grit	47.93	x	45.09
2	CVITANOVIC Lucija	46.06	43.96	43.14
3	KLAUP Mari	45.88	x	x
4	NAGY Judith	44.75	38.92	x
5	SCHÄFER Carolin	44.03	x	43.50
6	MAKSIMAVA Yana	42.54	39.99	43.41
7	BELYAKOVA A	41.24	43.03	x
8	BROERSEN Nadine	41.12	42.89	41.39
9	CACHOVÁ K	41.99	37.40	40.78
10	SAVITSKAYA K	40.05	41.25	x
11	ROSENQUIST Ellinor	40.15	40.78	39.90
12	FYODOROVA Alina	38.73	40.60	38.27
13	MIKOLAJCZYK I	38.45	36.92	36.98
14	ONDRASCHKOVÁ Lucie	37.96	35.11	36.88
15	GRAF E	x	x	35.34
16	SPRUNGER L	28.01	-	-
17	ZELTNER Michelle	25.78	x	x
	THORSTEINSDOTTIR H			

Results

Heptathlon

Javelin Women - Heptathlon

Start Time: 15:25

Rank	Name	Nat	Date of Birth	Order	Result	Points
1	ŠADEIKO Grit	EST	29 JUL 1989	14	47.93	820
2	CVITANOVIC Lucija	CRO	17 SEP 1991	6	46.06	784
3	KLAUP Mari	EST	27 FEB 1990	10	45.88	780
4	NAGY Judith	ROU	14 SEP 1989	13	44.75	759 SB
5	SCHÄFER Carolin	GER	5 DEC 1991	2	44.03	745
6	MAKSIMAVA Yana	BLR	9 JAN 1989	12	43.41	733 PB
7	BELYAKOVA Anastasiya	RUS	4 DEC 1990	9	43.03	726 PB
8	BROERSEN Nadine	NED	29 APR 1990	3	42.89	723
9	CACHOVÁ Katerina	CZE	26 FEB 1990	5	41.99	706
10	SAVITSKAYA Kristina	RUS	10 JUN 1991	16	41.25	691 PB
11	ROSENQUIST Ellinor	SWE	14 JUL 1989	11	40.78	682
12	FYODOROVA Alina	UKR	31 JUL 1989	15	40.60	679 PB
13	MIKOLAJCZYK Izabela	POL	4 SEP 1990	7	38.45	638 PB
14	ONDRASCHKOVÁ Lucie	CZE	12 OCT 1989	4	37.96	628 PB
15	GRAF Elisabeth	SUI	9 MAR 1989	18	35.34	578
16	SPRUNGER Léa	SUI	5 MAR 1990	1	28.01	439
17	ZELTNER Michelle	SUI	22 DEC 1991	8	25.78	397
	THORSTEINSDOTTIR Helga Margret	ISL	15 NOV 1991	17	DNS	

	1	2	3	
1	ŠADEIKO Grit	47.93	x	45.09
2	CVITANOVIC Lucija	46.06	43.96	43.14
3	KLAUP Mari	45.88	x	x
4	NAGY Judith	44.75	38.92	x
5	SCHÄFER Carolin	44.03	x	43.50
6	MAKSIMAVA Yana	42.54	39.99	43.41
7	BELYAKOVA A	41.24	43.03	x
8	BROERSEN Nadine	41.12	42.89	41.39
9	CACHOVÁ K	41.99	37.40	40.78
10	SAVITSKAYA K	40.05	41.25	x
11	ROSENQUIST Ellinor	40.15	40.78	39.90
12	FYODOROVA Alina	38.73	40.60	38.27
13	MIKOLAJCZYK I	38.45	36.92	36.98
14	ONDRASCHKOVÁ Lucie	37.96	35.11	36.88
15	GRAF E	x	x	35.34
16	SPRUNGER L	28.01	-	-
17	ZELTNER Michelle	25.78	x	x
	THORSTEINSDOTTIR H			

4x100m Relay Women


Round 1 Heat 2/2

Start Time: 15:27

Rank	Nat	Nation	Lane	Reaction time	Result
1	FRA	France	5	0.178	44.14 Q
			1 - TOURE Yariatou (27 DEC 1990) 2 - CALYDON Cornnelly (24 JUL 1989) 3 - GOUJON Sarah (11 SEP 1990) 4 - GAYDU Émilie (5 FEB 1989)		
2	POL	Poland	6	0.167	44.68 Q
			1 - ZAREBSKA Ewa (26 JAN 1990) 2 - KOLDEJ Malgorzata (12 NOV 1990) 3 - OPON Martyna (12 SEP 1991) 4 - KIELBASINSKA Anna (26 JUN 1990)		
3	ITA	Italy	2	0.163	44.73 Q
			1 - BALBONI Martina (13 DEC 1989) 2 - D'ANGELO Michaela (9 SEP 1989) 3 - AMIDEI Martina (8 APR 1991) 4 - DRAISCI Ilenia (13 JUL 1989)		
4	CZE	Czech Republic	4	0.172	45.28 q
			1 - URBÁNKOVÁ Petra (26 OCT 1991) 2 - SLANINOVÁ Jana (16 JUL 1990) 3 - BRANISOVÁ Jana (6 NOV 1989) 4 - PROCHÁZKOVÁ B (13 DEC 1991)		
	SUI	Switzerland	3	0.163	DNF
			1 - CURTI Joelle (22 APR 1989) 2 - GASSER Jacqueline (23 FEB 1990) 3 - LAVANCHY Marisa (4 JAN 1990) 4 - HUMAIR Aurélie (24 JAN 1989)		

Qualified: First 3 in each heat (Q) and 2 best performers (q) advance to the Final

INTERNET Service: www.european-athletics.org

Timing, Measurement & Data Service by  OMEGA

Results

4x100m Relay Men

Round 1

Start Time: 15:45

Rank	Nat	Nation	Lane	Result
1	GBR	Great Britain & NI	5	39.31 Q
1 - ROBERTSON Andrew (17 DEC 1990) 2 - SHOWLER-DAVIS K (14 NOV 1991) 3 - KILTY Richard (2 SEP 1989) 4 - TOBAIS Deji (31 OCT 1991)				
2	ITA	Italy	2	39.45 Q
1 - TUMI Michael (12 FEB 1990) 2 - BASCIANI Francesco (11 APR 1991) 3 - MANENTI Davide (16 APR 1989) 4 - OBOU Delmas (25 OCT 1991)				
3	GER	Germany	4	39.47 Q
1 - HÜBNER Florian (1 OCT 1991) 2 - KESSLER Maximilian (6 APR 1989) 3 - EREWA Robin (24 JUN 1991) 4 - GÖLTL Felix (23 MAR 1990)				
4	CZE	Czech Republic	4	39.89 Q
1 - ZICH Václav (4 SEP 1990) 2 - STASTNÝ Lukás (23 FEB 1991) 3 - MASLÁK Pavel (21 FEB 1991) 4 - KAVKA Tomás (16 APR 1989)				
4	NED	Netherlands	3	39.89 Q
1 - BRUS Wouter (30 SEP 1991) 2 - SPILLEKOM Dennis (7 AUG 1990) 3 - STEVENS Erik (11 MAR 1991) 4 - JAEGERES Joeri (19 FEB 1990)				
6	POL	Poland	6	39.96 Q
1 - BIEGAJLO Mateusz (1 JAN 1989) 2 - ZACZEK Artur (28 FEB 1989) 3 - BAGINSKI Cezary (6 FEB 1989) 4 - ZIMNIEWICZ G (13 OCT 1991)				
7	FRA	France	5	39.97 q
1 - ZEZE Benbezi (6 JUL 1989) 2 - GEORG Benjamin (12 MAR 1991) 3 - RIGOT Dylan (10 OCT 1989) 4 - BASSAW Ben (9 JUL 1989)				
8	GRE	Greece	2	40.37 q
1 - KOUTSOUKLÁKIS K (14 MAR 1989) 2 - DARDANELIÓTIS M (1989) 3 - FRAGOULIS E (9 FEB 1991) 4 - TSÁKONAS L (8 MAR 1990)				
9	SWE	Sweden	6	40.45
1 - SENNUNG David (24 AUG 1991) 2 - ÅBERG Oskar (12 SEP 1989) 3 - NORDKVIST A (15 JUN 1990) 4 - KLING-BAPTISTE Tom (29 AUG 1990)				
	ESP	Spain	3	DNF
1 - VILES Eduard (8 FEB 1991) 2 - RAMOS Iván Jesús (31 JUL 1990) 3 - RUIZ Sergio (21 OCT 1989) 4 - CÁCERES Eusebio (10 SEP 1991)				

4x100m Relay Men

Round 1 Heat 1/2

Start Time: 15:45

Rank	Nat	Nation	Lane	Reaction time	Result
1	GER	Germany	4	0.172	39.47 Q
1 - HÜBNER Florian (1 OCT 1991) 2 - KESSLER Maximilian (6 APR 1989) 3 - EREWA Robin (24 JUN 1991) 4 - GÖLTL Felix (23 MAR 1990)					
2	NED	Netherlands	3	0.159	39.89 Q
1 - BRUS Wouter (30 SEP 1991) 2 - SPILLEKOM Dennis (7 AUG 1990) 3 - STEVENS Erik (11 MAR 1991) 4 - JAEGERES Joeri (19 FEB 1990)					
3	POL	Poland	6	0.231	39.96 Q
1 - BIEGAJLO Mateusz (1 JAN 1989) 2 - ZACZEK Artur (28 FEB 1989) 3 - BAGINSKI Cezary (6 FEB 1989) 4 - ZIMNIEWICZ G (13 OCT 1991)					
4	FRA	France	5	0.178	39.97 q
1 - ZEZE Benbezi (6 JUL 1989) 2 - GEORG Benjamin (12 MAR 1991) 3 - RIGOT Dylan (10 OCT 1989) 4 - BASSAW Ben (9 JUL 1989)					
5	GRE	Greece	2	0.169	40.37 q
1 - KOUTSOUKLÁKIS K (14 MAR 1989) 2 - DARDANELIÓTIS M (1989) 3 - FRAGOULIS E (9 FEB 1991) 4 - TSÁKONAS L (8 MAR 1990)					

Results

4x100m Relay Men

Round 1 Heat 2/2

Start Time: 15:52

Rank	Nat	Nation	Lane	Reaction time	Result
1	GBR	Great Britain & NI	5	0.172	39.31 Q
		1 - ROBERTSON Andrew (17 DEC 1990)		2 - SHOWLER-DAVIS K (14 NOV 1991)	
		3 - KILTY Richard (2 SEP 1989)		4 - TOBAIS Deji (31 OCT 1991)	
2	ITA	Italy	2	0.168	39.45 Q
		1 - TUMI Michael (12 FEB 1990)		2 - BASCIANI Francesco (11 APR 1991)	
		3 - MANENTI Davide (16 APR 1989)		4 - OBOU Delmas (25 OCT 1991)	
3	CZE	Czech Republic	4	0.208	39.89 Q
		1 - ZICH Václav (4 SEP 1990)		2 - STASTNÝ Lukás (23 FEB 1991)	
		3 - MASLÁK Pavel (21 FEB 1991)		4 - KAVKA Tomáš (16 APR 1989)	
4	SWE	Sweden	6	0.147	40.45
		1 - SENNING David (24 AUG 1991)		2 - ÅBERG Oskar (12 SEP 1989)	
		3 - NORDKVIST A (15 JUN 1990)		4 - KLING-BAPTISTE Tom (29 AUG 1990)	
	ESP	Spain	3	0.164	DNF
		1 - VILES Eduard (8 FEB 1991)		2 - RAMOS Iván Jesús (31 JUL 1990)	
		3 - RUIZ Sergio (21 OCT 1989)		4 - CÁCERES Eusebio (10 SEP 1991)	

Qualified: First 3 in each heat (Q) and 2 best performers (q) advance to the Final

1500m Women

Final

Start Time: 16:00

Rank	Name	Nat	Date of Birth	Order	Result
1	ARZHAKOVA Yelena	RUS	8 SEP 1989	7	4:20.55
2	KARAKAYA Tugba	TUR	16 FEB 1991	6	4:20.80
3	HARRER Corinna	GER	19 JAN 1991	9	4:21.52
4	BRONIATOWSKA Katarzyna	POL	22 FEB 1990	3	4:22.06
5	URBANIK Danuta	POL	24 DEC 1989	10	4:22.37
6	SUJEW Diana	GER	2 NOV 1990	1	4:22.89
7	SMITH Stacey	GBR	4 FEB 1990	4	4:23.53
8	SUJEW Elina	GER	2 NOV 1990	12	4:23.88
9	DE GRANDE Lindsey	BEL	26 APR 1989	8	4:25.24
10	TREACY Sara	IRL	22 JUN 1989	5	4:25.97
11	CUNHA Daniela	POR	30 APR 1990	2	4:27.89
12	POHORYELSKA Viktoriya	UKR	4 AUG 1990	11	4:28.40

Intermediate times: 400m 1:15.07 CUNHA Daniela (POR)
800m 2:31.51 CUNHA Daniela (POR)
1200m 3:38.42 ARZHAKOVA Yelena (RUS)


1500m Men

Final

Start Time: 16:20

Rank	Name	Nat	Date of Birth	Order	Result
1	CARVALHO Florian	FRA	9 MAR 1989	8	3:50.42
2	SHANE James	GBR	18 DEC 1989	3	3:50.58
3	BUSTOS David	ESP	25 AUG 1990	4	3:50.59
4	VOJTA Andreas	AUT	9 JUN 1989	11	3:50.75
5	D'HOEDT Jeroen	BEL	10 JAN 1990	12	3:51.56
6	BENITZ Timo	GER	1 DEC 1991	9	3:51.76
7	TUKHTACHEV Ivan	RUS	12 JUL 1989	1	3:51.83
8	IMEDIO Alberto	ESP	24 MAY 1991	6	3:51.93
9	ULUS Cihat	TUR	1 FEB 1990	5	3:52.29
10	KITS Keio	EST	27 JUL 1989	7	3:52.92
11	MASLOV Stanislav	UKR	19 JAN 1989	10	3:53.14
12	TOLSTIKHIN Marc	RUS	22 MAY 1989	2	3:53.25

INTERNET Service: www.european-athletics.org

Timing, Measurement & Data Service by  OMEGA

printed at SUN 17 JUL 2011 20:45

Page 9 of 15

Results

Final (cont.)

Intermediate times:	400m	1:05.70	CARVALHO Florian (FRA)
	800m	2:13.18	CARVALHO Florian (FRA)
	1200m	3:12.08	CARVALHO Florian (FRA)

5000m Women

Final

Start Time: 16:35

Rank	Name	Nat	Date of Birth	Order	Result	
1	ABDULLAYEVA Layes	AZE	29 MAY 1991	17	15:29.47	NR
2	GORBUNOVA Yekaterina	RUS	17 JAN 1989	9	15:45.14	
3	STOCKTON Stevie	GBR	1 JAN 1989	19	15:58.51	PB
4	CALVIN Clémence	FRA	17 MAY 1990	2	16:02.07	
5	SKRYPAK Oliha	UKR	2 DEC 1990	5	16:05.65	
6	MIMIC Bogdana	SRB	9 JAN 1989	8	16:08.94	
7	PALLANT Emma	GBR	4 JUN 1989	4	16:12.57	
8	WALKER Hannah	GBR	9 AUG 1991	15	16:13.06	
9	SOETHOUT Jana Janine	GER	28 DEC 1989	6	16:24.00	PB
10	KOROBKINA Elena	RUS	25 NOV 1990	12	16:27.92	
11	BARINOVÁ Martina	CZE	28 JAN 1990	16	16:35.82	
12	MATOSEVIC Matea	CRO	14 MAR 1989	10	16:38.59	
13	MALEVICH Volha	BLR	14 APR 1989	7	16:40.58	
14	SUUR Laura	EST	20 APR 1990	14	16:47.54	
15	HOLTERMAN Jill	NED	11 SEP 1991	11	16:53.27	
16	FALCH Runa Skrove	NOR	23 JUN 1990	18	17:50.90	
	ERDOGAN Meryem	TUR	24 APR 1990	1	DNF	
	KOCK Maren	GER	22 JUN 1990	3	DNF	
	GRØVDAL Karoline Bjerkeli	NOR	14 JUN 1990	13	DNS	

Intermediate times:	1000m	2:57.28	ABDULLAYEVA Layes (AZE)
	2000m	5:57.76	ABDULLAYEVA Layes (AZE)
	3000m	9:06.80	ABDULLAYEVA Layes (AZE)
	4000m	12:19.35	ABDULLAYEVA Layes (AZE)

Triple Jump Men


Final

Start Time: 17:05

Rank	Name	Nat	Date of Birth	Order	Result	
1	EL-SHERYF Sheryf	UKR	2 JAN 1989	6	17.72	CR
2	FYODOROV Aleksey	RUS	25 MAY 1991	10	16.85	
3	KOVALYOV Yuriy	RUS	18 JUN 1991	9	16.82	
4	GRECO Daniele	ITA	1 MAR 1989	2	16.55	
5	BACIU Alexandru George	ROU	25 FEB 1991	1	16.44	PB
6	ATANASOV Zlatozar	BUL	12 DEC 1989	7	16.39	PB
7	ZHUKOV Yevgeniy	RUS	3 JAN 1989	4	16.31	
8	AUCYNA Darius	LTU	7 MAY 1989	11	16.25	*PB
9	SYUNIN Igor	EST	4 DEC 1990	5	16.25	
10	HOFFMANN Karol	POL	1 JUN 1989	12	16.21	
11	VOLOU Panayiotis	CYP	1 SEP 1991	3	15.49	
12	LENARD Norbert	ROU	28 JUN 1989	8	15.29	

	1	2	3	4	5	6	
1	EL-SHERYF Sheryf	16.99 (+1.2)	17.04 (+1.7)	16.88 (+1.0)	x (+0.7)	x (+0.3)	17.72 (+1.3)
2	FYODOROV Aleksey	x (+1.7)	16.32 (+1.1)	16.53 (+0.8)	16.34 (+1.9)	16.85 (+1.3)	16.66 (+0.6)
3	KOVALYOV Yuriy	16.40 (+0.6)	x (+2.1)	16.63 (+1.2)	x (+0.5)	16.82 (+2.3)	x (+1.5)
4	GRECO Daniele	x (+1.2)	16.55 (+2.3)	x (+1.9)	x (+1.5)	-	-
5	BACIU A	16.44 (+1.6)	x (+1.7)	x (+1.0)	16.14 (+1.3)	x (+0.5)	16.17 (+1.6)
6	ATANASOV Zlatozar	x (+1.0)	16.39 (+1.6)	16.17 (+0.7)	16.38 (+1.9)	x (+1.3)	-
7	ZHUKOV Yevgeniy	15.70 (+2.2)	x (+3.1)	16.31 (+1.8)	16.12 (+2.1)	x (+1.0)	15.83 (+0.9)
8	AUCYNA Darius	16.25 (+2.9)	-	16.23 (+2.0)	-	15.76 (+0.8)	16.08 (+1.4)
9	SYUNIN Igor	16.25 (+1.2)	16.03 (+1.9)	x (+1.2)			
10	HOFFMANN Karol	16.21 (+1.4)	x (+1.8)	16.20 (+0.5)			
11	VOLOU Panayiotis	15.49 (+0.9)	x (+0.9)	15.11 (+0.8)			
12	LENARD Norbert	14.71 (-0.2)	15.29 (+0.7)	x (+0.9)			

INTERNET Service: www.european-athletics.org

Timing, Measurement & Data Service by  OMEGA

printed at SUN 17 JUL 2011 20:45

Page 10 of 15

Results

4x100m Relay Women

Final

Start Time: 17:10

Rank	Nat	Nation	Lane	Reaction time	Result
1	UKR	Ukraine	4	0.214	44.00
1 - YANOVSKA Olena (15 FEB 1990) 2 - PIZHANKOVA Darya (9 JAN 1990) 3 - PYATACHENKO V (7 MAY 1989) 4 - LEPSKA Ulyana (9 OCT 1991)					
2	RUS	Russia	7	0.224	44.14
1 - FILATOVA Y (11 AUG 1989) 2 - TAMKOVA Alena (30 MAY 1990) 3 - KUZINA Yekaterina (28 JUN 1991) 4 - ARGUNOVA Nina (15 SEP 1989)					
3	FRA	France	6	0.181	44.26
1 - TOURE Yariatou (27 DEC 1990) 2 - GOUJON Sarah (11 SEP 1990) 3 - OMBISSA Orlann (26 MAY 1991) 4 - CALYDON Cornnelly (24 JUL 1989)					
4	GBR	Great Britain	5	0.192	44.34
1 - LEWIS Annabelle (20 MAR 1989) 2 - DIAMOND Emily (11 JUN 1991) 3 - THOMPSON Torema (15 FEB 1990) 4 - PHILIP Asha (25 OCT 1990)					
5	ITA	Italy	8	0.195	44.41
1 - BALBONI Martina (13 DEC 1989) 2 - D'ANGELO Michaela (9 SEP 1989) 3 - AMIDEI Martina (8 APR 1991) 4 - DRAISCI Ilenia (13 JUL 1989)					
6	NED	Netherlands	1	0.132	44.61
1 - VAN LEEUWEN Nikki (4 AUG 1989) 2 - HAGEN Anouk (30 APR 1990) 3 - BOSKER Judith (27 OCT 1990) 4 - VASELL Kadene (29 JAN 1989)					
7	POL	Poland	3	0.177	44.67
1 - ZAREBSKA Ewa (26 JAN 1990) 2 - KOLDEJ Malgorzata (12 NOV 1990) 3 - OPON Martyna (12 SEP 1991) 4 - KIELBASINSKA Anna (26 JUN 1990)					
8	CZE	Czech Republic	2	0.201	45.31
1 - URBANKOVÁ Petra (26 OCT 1991) 2 - SLANINOVÁ Jana (16 JUL 1990) 3 - BRANISOVÁ Jana (6 NOV 1989) 4 - PROCHÁZKOVÁ B (13 DEC 1991)					

Discus Men


Final

Start Time: 17:20

Rank	Name	Nat	Date of Birth	Order	Result	
1	OKOYE Lawrence	GBR	6 OCT 1991	1	60.70	
2	NESTERENKO Mykyta	UKR	15 APR 1991	10	59.67	
3	AMUNDGÅRD Fredrik	NOR	12 JAN 1989	8	59.42	SB
4	PREMERU Marin	CRO	29 AUG 1990	7	58.93	
5	HARTING Christoph	GER	4 OCT 1990	3	58.65	
6	JASINSKI Daniel	GER	5 AUG 1989	6	57.71	
7	WOLF Gordon	GER	17 JAN 1990	2	57.34	
8	VONAVKA Tomáš	CZE	4 JUN 1990	12	56.43	
9	DVORNIKOV Mikhail	RUS	15 AUG 1989	9	56.41	
10	TRÉMOS Yeóryios	GRE	21 MAR 1989	5	55.08	
11	KARAMFILOV Rosen	BUL	4 JAN 1989	11	54.93	
12	SERES András	HUN	31 JAN 1989	4	52.15	

	1	2	3	4	5	6
1	OKOYE Lawrence 53.97	59.24	60.70	56.39	x	57.49
2	NESTERENKO Mykyta x	55.29	59.67	x	x	58.57
3	AMUNDGÅRD Fredrik 53.71	58.22	59.42	x	58.46	57.08
4	PREMERU Marin 55.35	x	56.42	58.48	58.07	58.93
5	HARTING Christoph 55.80	54.87	58.65	x	56.85	x
6	JASINSKI Daniel 57.13	57.71	55.76	56.66	x	56.48
7	WOLF Gordon 56.06	56.84	x	57.34	56.61	x
8	VONAVKA Tomáš 51.78	56.43	x	54.72	x	56.06
9	DVORNIKOV Mikhail 52.73	56.41	x			
10	TRÉMOS Yeóryios 52.56	55.08	54.87			
11	KARAMFILOV Rosen x	54.30	54.93			
12	SERES András 52.15	51.74	x			

INTERNET Service: www.european-athletics.org

Timing, Measurement & Data Service by  OMEGA

printed at SUN 17 JUL 2011 20:45

Page 11 of 15

Results

4x100m Relay Men

Final

Start Time: 17:25

Rank	Nat	Nation	Lane	Reaction time	Result
1	ITA	Italy	6	0.157	39.05
			1 - TUMI Michael (12 FEB 1990) 2 - BASCIANI Francesco (11 APR 1991) 3 - MANENTI Davide (16 APR 1989) 4 - OBOU Delmas (25 OCT 1991)		
2	GBR	Great Britain & NI	4	0.164	39.10
			1 - ROBERTSON Andrew (17 DEC 1990) 2 - SHOWLER-DAVIS K (14 NOV 1991) 3 - KILTY Richard (2 SEP 1989) 4 - TALBOT Daniel (1 MAY 1991)		
3	GER	Germany	3	0.170	39.19
			1 - HÜBNER Florian (1 OCT 1991) 2 - KESSLER Maximilian (6 APR 1989) 3 - EREWA Robin (24 JUN 1991) 4 - GÖLTL Felix (23 MAR 1990)		
4	POL	Poland	7	0.204	39.40
			1 - BIEGAJLO Mateusz (1 JAN 1989) 2 - ZACZEK Artur (28 FEB 1989) 3 - BAGINSKI Cezary (6 FEB 1989) 4 - ZIMNIEWICZ G (13 OCT 1991)		
5	CZE	Czech Republic	8	0.147	39.41
			1 - ZICH Václav (4 SEP 1990) 2 - STASTNÝ Lukás (23 FEB 1991) 3 - MASLÁK Pavel (21 FEB 1991) 4 - KAVKA Tomás (16 APR 1989)		
6	NED	Netherlands	5	0.161	39.60
			1 - BRUS Wouter (30 SEP 1991) 2 - SPILLEKOM Dennis (7 AUG 1990) 3 - STEVENS Erik (11 MAR 1991) 4 - JAEGERS Joeri (19 FEB 1990)		
	GRE	Greece	2	0.192	DNF
			1 - KOUTSOUKLÁKIS K (14 MAR 1989) 2 - DARDANELIÓTIS M (1989) 3 - FRAGOULIS E (9 FEB 1991) 4 - TSÁKONAS L (8 MAR 1990)		
	FRA	France	1	0.181	DQ
			1 - ZEZE Benbezi (6 JUL 1989) 2 - GEORG Benjamin (12 MAR 1991) 3 - RIGOT Dylan (10 OCT 1989) 4 - BASSAW Ben (9 JUL 1989)		

3000m Steeplechase Men

Final

Start Time: 17:40

Rank	Name	Nat	Date of Birth	Order	Result
1	MARTOS Sebastián	ESP	20 JUN 1989	3	8:35.35
2	MERZOUGUI Abdelaziz	ESP	1 JAN 1989	7	8:36.21
3	GHINEA Alexandru	ROU	11 NOV 1989	11	8:38.51
4	ABADÍA Antonio	ESP	2 JUL 1990	1	8:41.82
5	NASTI Patrick	ITA	30 AUG 1989	8	8:42.37
6	PEPIOT Tanguy	FRA	6 JUL 1991	4	8:43.48
7	ZALEWSKI Krystian	POL	11 APR 1989	6	8:45.33
8	KÅRBØ Tom Erling	NOR	4 FEB 1989	2	8:46.96
9	SENORSKI Eric	SWE	25 JUL 1989	12	8:50.02
10	OSLIZLO Lukasz	POL	14 MAY 1989	10	8:52.38
11	KARUS Benedikt	GER	22 JAN 1990	9	8:56.80
12	DUVAR Hakan	TUR	1990	5	9:05.66

Intermediate times: 1000m 2:55.80 NASTI Patrick (ITA)
2000m 5:49.20 SENORSKI Eric (SWE)

Results

Heptathlon

800m Women - Heptathlon

Start Time: 18:10

Rank	Name	Nat	Date of Birth	Lane	Result	Points
1	MAKSIMAVA Yana	BLR	9 JAN 1989	7	2:14.74	896
2	CACHOVÁ Katerina	CZE	26 FEB 1990	2	2:15.53	885
3	ROSENQUIST Ellinor	SWE	14 JUL 1989	8	2:15.98	879 SB
4	BELYAKOVA Anastasiya	RUS	4 DEC 1990	8	2:16.69	869
5	ONDRASCHKOVÁ Lucie	CZE	12 OCT 1989	6	2:17.83	853
6	NAGY Judith	ROU	14 SEP 1989	4	2:19.43	831 SB
7	CVITANOVIC Lucija	CRO	17 SEP 1991	3	2:19.72	827
8	FYODOROVA Alina	UKR	31 JUL 1989	6	2:20.87	812
9	ŠADEIKO Grit	EST	29 JUL 1989	3	2:21.57	802
10	MIKOLAJCZYK Izabela	POL	4 SEP 1990	2	2:23.07	782
11	BROERSEN Nadine	NED	29 APR 1990	5	2:23.16	781
12	SAVITSKAYA Kristina	RUS	10 JUN 1991	1	2:23.28	779
13	ZELTNER Michelle	SUI	22 DEC 1991	7	2:25.30	753
14	SCHÄFER Carolin	GER	5 DEC 1991	4	2:25.84	746
15	GRAF Elisabeth	SUI	9 MAR 1989	7	2:27.76	721 PB
16	KLAUP Mari	EST	27 FEB 1990	1	2:27.97	719
	SPRUNGER Léa	SUI	5 MAR 1990	5	DNF	0

Heptathlon

800m Women - Heptathlon Heat 1/2

Start Time: 18:10

Rank	Name	Nat	Date of Birth	Lane	Result	Points
1	ROSENQUIST Ellinor	SWE	14 JUL 1989	8	2:15.98	879 SB
2	ONDRASCHKOVÁ Lucie	CZE	12 OCT 1989	6	2:17.83	853
3	NAGY Judith	ROU	14 SEP 1989	4	2:19.43	831 SB
4	CVITANOVIC Lucija	CRO	17 SEP 1991	3	2:19.72	827
5	MIKOLAJCZYK Izabela	POL	4 SEP 1990	2	2:23.07	782
6	ZELTNER Michelle	SUI	22 DEC 1991	7	2:25.30	753
7	GRAF Elisabeth	SUI	9 MAR 1989	7	2:27.76	721 PB
8	KLAUP Mari	EST	27 FEB 1990	1	2:27.97	719
	SPRUNGER Léa	SUI	5 MAR 1990	5	DNF	0

Intermediate times: 400m 1:08.06 ROSENQUIST Ellinor (SWE)
600m 1:42.11 ONDRASCHKOVÁ Lucie (CZE)

Heptathlon

800m Women - Heptathlon Heat 2/2

Start Time: 18:16

Rank	Name	Nat	Date of Birth	Lane	Result	Points
1	MAKSIMAVA Yana	BLR	9 JAN 1989	7	2:14.74	896
2	CACHOVÁ Katerina	CZE	26 FEB 1990	2	2:15.53	885
3	BELYAKOVA Anastasiya	RUS	4 DEC 1990	8	2:16.69	869
4	FYODOROVA Alina	UKR	31 JUL 1989	6	2:20.87	812
5	ŠADEIKO Grit	EST	29 JUL 1989	3	2:21.57	802
6	BROERSEN Nadine	NED	29 APR 1990	5	2:23.16	781
7	SAVITSKAYA Kristina	RUS	10 JUN 1991	1	2:23.28	779
8	SCHÄFER Carolin	GER	5 DEC 1991	4	2:25.84	746

Intermediate times: 400m 1:06.38 BELYAKOVA Anastasiya (RUS)
600m 1:40.78 CACHOVÁ Katerina (CZE)

Results

4x400m Relay Women

Final

Start Time: 18:40


Rank	Nat	Nation	Lane	Reaction time	Result
1	RUS	Russia	4	0.202	3:27.72
		1 - SUBBOTINA Y (30 OCT 1989)		2 - YEFIMOVA Y (19 JUN 1989)	
		3 - TEREKHOVA Yuliya (20 FEB 1990)		4 - TOPILSKAYA Olga (4 OCT 1990)	
2	UKR	Ukraine	3	0.302	3:30.13
		1 - PLYASHECHUK K (8 DEC 1990)		2 - LOHVYENENKO Alina (18 JUL 1990)	
		3 - YAROSHCHUK Anna (24 NOV 1989)		4 - OLISHEVSKA Yuliya (2 FEB 1989)	
3	FRA	France	8	0.187	3:31.73
		1 - SORGNARD Clemence (27 SEP 1990)		2 - GAYOT Marie (18 DEC 1989)	
		3 - DIARRA E (8 MAR 1990)		4 - GUEI Floria (2 MAY 1990)	
4	POL	Poland	2	0.276	3:36.42
		1 - SADLOWSKA Kinga (24 OCT 1990)		2 - BAUMGART Iga (11 APR 1989)	
		3 - KOSCIELNIAK M (28 DEC 1989)		4 - LINKIEWICZ Joanna (2 MAY 1990)	
5	ROU	Romania	6	0.286	3:36.76
		1 - BADULET Paula (9 FEB 1989)		2 - NUNU Mihaela (10 MAY 1989)	
		3 - IONESCU Andreea (10 MAR 1990)		4 - LAVRIC Mirela (17 FEB 1991)	
6	POR	Portugal	5	0.264	3:37.28
		1 - EVORA Dorothe (28 MAY 1991)		2 - BARBOSA Vera (13 JAN 1989)	
		3 - MONTEIRO Joceline (10 MAY 1990)		4 - NUNES Cátia (6 APR 1990)	
7	NOR	Norway	7	0.190	3:40.10
		1 - HAUGE Benedicte (19 JAN 1989)		2 - NORUM Tara Marie (18 SEP 1991)	
		3 - BERGE M (8 MAR 1990)		4 - FALKANGER J (15 MAY 1991)	

Heptathlon

Start Time: 18:40

Rank	Name	Nat	Date of Birth	Order	total
1	ŠADEIKO Grit	EST	29 JUL 1989	1	6134
2	CACHOVÁ Katerina	CZE	26 FEB 1990	3	6123
3	MAKSIMAVA Yana	BLR	9 JAN 1989	9	6075
4	BELYAKOVA Anastasiya	RUS	4 DEC 1990	12	6010
5	SCHÄFER Carolin	GER	5 DEC 1991	7	5941
6	FYODOROVA Alina	UKR	31 JUL 1989	5	5896
7	SAVITSKAYA Kristina	RUS	10 JUN 1991	8	5834
8	NAGY Judith	ROU	14 SEP 1989	13	5772
9	BROERSEN Nadine	NED	29 APR 1990	2	5740
10	MIKOLAJCZYK Izabela	POL	4 SEP 1990	16	5729
11	KLAUP Mari	EST	27 FEB 1990	6	5445
12	CVITANOVIC Lucija	CRO	17 SEP 1991	18	5438
13	ROSENQUIST Ellinor	SWE	14 JUL 1989	15	5359
14	GRAF Elisabeth	SUI	9 MAR 1989	4	5279
15	ZELTNER Michelle	SUI	22 DEC 1991	11	5238
16	SPRUNGER Léa	SUI	5 MAR 1990	10	4808
17	ONDRASCHKOVÁ Lucie	CZE	12 OCT 1989	17	4625
	THORSTEINSDOTTIR Helga Margret	ISL	15 NOV 1991	14	DNF

INTERNET Service: www.european-athletics.org

Timing, Measurement & Data Service by  OMEGA

printed at SUN 17 JUL 2011 20:45

Page 14 of 15

Results

4x400m Relay Men

Final

Start Time: 19:05

Rank	Nat	Nation	Lane	Reaction time	Result
1	GBR	Great Britain & NI	4	0.172	3:03.53
1 - LEVINE Nigel (30 APR 1989) 2 - PHILLIPS Thomas (23 APR 1989) 3 - BOWIE Jamie (1 APR 1989) 4 - LENNON-FORD Luke (5 MAY 1989)					
2	POL	Poland	3	0.197	3:03.62
1 - PIETRZAK Michal (3 APR 1989) 2 - KRZEWINA Jakub (10 OCT 1989) 3 - KRAWCZUK Lukasz (15 JUN 1989) 4 - FÓRMANSKI Mateusz (22 FEB 1991)					
3	RUS	Russia	6	0.223	3:04.01
1 - KENIG Aleksey (15 AUG 1990) 2 - VOLOBUEV Anton (13 AUG 1991) 3 - VAZHOV Artem (16 FEB 1991) 4 - KRASNOV Vladimir (10 AUG 1990)					
4	FRA	France	8	0.176	3:04.04
1 - CHELALA Angel (23 AUG 1989) 2 - MINYEM Martial (26 OCT 1990) 3 - ANNE Mame-Ibra (7 NOV 1989) 4 - GRILLAS Hugo (28 FEB 1989)					
5	GER	Germany	5	0.204	3:04.93
1 - ZENDER Niklas (28 AUG 1990) 2 - JONAS Benjamin (22 FEB 1990) 3 - WIESEND Benedikt (4 JUN 1991) 4 - KAISER Marco (21 JAN 1991)					
6	ESP	Spain	7	0.181	3:07.58
1 - SANZ Javier (19 JUL 1989) 2 - GARCÍA Samuel (4 DEC 1991) 3 - OROZCO Marc (4 SEP 1989) 4 - FERNÁNDEZ Pablo (22 JUL 1991)					
7	LAT	Latvia	2	0.159	3:08.42
1 - DAUBE Karlis (21 APR 1989) 2 - BALTUŠS Janis (26 JUN 1991) 3 - ZACESTS Martin (16 AUG 1990) 4 - LEITIS Janis (13 APR 1989)					
8	ITA	Italy	1	0.182	3:09.07
1 - GALLINA Andrea (2 APR 1989) 2 - PANIZZA Giacomo (30 JUL 1989) 3 - FONTANA Domenico (11 OCT 1989) 4 - CAPPELLIN F (18 AUG 1990)					