

Decathlon
100m - Heat 1/4
27 JUN 2012 / 9:10

Wind: +0.8 m/s

Rank	Name	Nat	Date of Birth	Lane	Reaction time	Result	Points
1	KASYANOV Oleksiy	UKR	26 AUG 1985	3	0.165	10.57	959
2	DUDAŠ Mihail	SRB	15 NOV 1989	6	0.175	10.81	903
3	KHARLAMOV Vasilii	RUS	8 JAN 1986	4	0.163	11.27	801 SB
4	SHUBIANOK Mikalai	BLR	4 MAY 1985	5	0.152	11.34	786 SB
5	RIITMURU Tarmo	EST	31 JAN 1986	2	0.179	11.50	753
6	NILSSON Marcus	SWE	3 MAY 1991	7	0.148	11.53	746

Decathlon
100m - Heat 2/4
27 JUN 2012 / 9:18

Wind: +0.7 m/s

Rank	Name	Nat	Date of Birth	Lane	Reaction time	Result	Points
1	BARREFORS Björn	SWE	27 OCT 1987	3	0.158	11.02	856 PB
2	MAYER Kevin	FRA	10 FEB 1992	5	0.149	11.10	838 PB
3	LÁRUSSON Einar Daði	ISL	10 MAY 1990	6	0.166	11.11	836 PB
4	QUERIN Gaël	FRA	26 JUN 1987	7	0.178 F ¹	11.17	823 SB
5	ŠEBRLE Roman	CZE	26 NOV 1974	4	0.167	11.19	819 SB
6	ITANI Sami	FIN	24 MAR 1987	2	0.152	11.19	819 PB

Decathlon
100m - Heat 3/4
27 JUN 2012 / 9:26

Wind: +0.8 m/s

Rank	Name	Nat	Date of Birth	Lane	Reaction time	Result	Points
1	NOLF Cedric	BEL	18 JUN 1989	7	0.227	10.93	876 PB
2	BEHRENBURCH Pascal	GER	19 JAN 1985	3	0.155	10.93	876 SB
3	SHKURENYOV Ilya	RUS	11 JAN 1991	4	0.175	10.98	865 PB
4	BRYANT Ashley	GBR	17 MAY 1991	2	0.202	11.08	843
5	ŠARCEVIC Igor	SRB	25 AUG 1984	1	0.158 F ¹	11.15	827
6	GEFFROUAIS Florian	FRA	5 DEC 1988	6	0.177	11.19	819
7	FRINGELI Jonas	SUI	12 JAN 1988	5	0.149	11.22	812

Decathlon
100m - Heat 4/4
27 JUN 2012 / 9:34

Wind: -0.3 m/s

Rank	Name	Nat	Date of Birth	Lane	Reaction time	Result	Points
1	DISTELBERGER Dominik	AUT	16 MAR 1990	6	0.145	10.80	906 SB
2	RIETVELD Pelle	NED	4 FEB 1985	1	0.148	10.85	894 SB
3	HELCELET Adam	CZE	27 OCT 1991	5	0.138	10.96	870
4	OLSON Petter	SWE	14 FEB 1991	2	0.137	11.02	856
5	BRUGGER Mathias	GER	6 AUG 1992	7	0.185	11.04	852
6	MÜLLER Norman	GER	7 AUG 1985	4	0.170	11.08	843
7	LUKYANENKO Artem	RUS	30 JAN 1990	3	0.178	11.17	823

Results Day 1

100m Men

Round 1 Heat 1/5

27 JUN 2012 / 11:40

Wind: +1.4 m/s

Rank	Name	Nat	Date of Birth	Lane	Reaction time	Result
1	VICAUT Jimmy	FRA	27 FEB 1992	1	0.162	10.18 Q
2	SMELYK Serhiy	UKR	19 APR 1987	7	0.159	10.32 Q SB
3	CERUTTI Fabio	ITA	26 SEP 1985	6	0.135	10.36 Q
4	LEWIS-FRANCIS Mark	GBR	4 SEP 1982	5	0.143	10.39 Q
5	FONGUÉ Rolf	SUI	25 NOV 1987	4	0.146	10.53 q
6	OSOVNIKAR Matic	SLO	19 JAN 1980	3	0.171	10.60 =SB
7	RANTALA Eetu	FIN	5 JUN 1993	2	0.164	10.73

100m Men

Round 1 Heat 2/5

27 JUN 2012 / 11:48

Wind: +1.0 m/s

Rank	Name	Nat	Date of Birth	Lane	Reaction time	Result
1	SAKALAUSKAS Rytis	LTU	27 JUN 1987	5	0.162	10.23 Q
2	ARAJŠ Ronalds	LAT	29 NOV 1987	4	0.152	10.28 Q SB
3	SCHENKEL Reto	SUI	28 APR 1988	3	0.154	10.38 Q
4	SMYTH Jason	IRL	4 JUL 1987	2	0.163	10.47 Q
5	ABRANTES Arnaldo	POR	27 NOV 1986	6	0.147	10.49 q SB
6	ABBASOV Ruslan	AZE	24 JUN 1986	1	0.146	10.58 q
6	SAFER Izzet	TUR	10 JUL 1990	7	0.155	DNF

100m Men

Round 1 Heat 3/5

27 JUN 2012 / 11:56

Wind: +0.4 m/s

Rank	Name	Nat	Date of Birth	Lane	Reaction time	Result
1	LEMAITRE Christophe	FRA	11 JUN 1990	5	0.156	10.14 Q
2	AIKINES-ARYEETEY Harry	GBR	29 AUG 1988	4	0.143	10.27 Q SB
3	REUS Julian	GER	29 APR 1988	1	0.140	10.31 Q
4	RIPARELLI Jacques	ITA	27 MAR 1983	7	0.167	10.42 Q
5	BARSKI Demitri	ISR	17 FEB 1981	3	0.154	10.59
6	CÎMPEANU Catalin	ROU	10 MAR 1985	6	0.158	10.65
7	IOANNOU Panagiotis	CYP	7 SEP 1984	2	0.153	10.67

100m Men


Round 1 Heat 4/5

27 JUN 2012 / 12:04

Wind: 0.0 m/s

Rank	Name	Nat	Date of Birth	Lane	Reaction time	Result
1	JAKUBCZYK Lucas	GER	28 APR 1985	6	0.170	10.26 Q
2	COLLIO Simone	ITA	27 DEC 1979	3	0.161	10.31 Q
3	VELEBA Jan	CZE	6 DEC 1986	1	0.170	10.48 Q
4	PULST Richard	EST	4 DEC 1991	5	0.159	10.57 Q
5	DE SA Mikel	AND	6 JUL 1990	4	0.166	11.26
6	GEORGIEV Georgi Kirilov	BUL	22 SEP 1991	2	0.121	DNF
	RODRÍGUEZ Ángel David	ESP	25 APR 1980	7		DNS

INTERNET Service: www.european-athletics.org

Timing, Measurement & Data Service by  OMEGA

printed at WED 27 JUN 2012 21:59

Page 2 of 25

INTERNATIONAL PARTNERS



100m Men
Round 1 Heat 5/5
27 JUN 2012 / 12:12

Wind: +1.7 m/s

Rank	Name	Nat	Date of Birth	Lane	Reaction time	Result
1	SAIDY NDURE Jaysuma	NOR	1 JAN 1984	2	0.156	10.24 Q
2	KUC Dariusz	POL	24 APR 1986	1	0.160	10.26 Q
3	BIRON Emmanuel	FRA	29 JUL 1988	7	0.161	10.28 Q PB
4	TÄRNHUVUD Stefan	SWE	16 JAN 1985	3	0.157	10.35 Q PB
5	ŠULC Rostislav	CZE	2 FEB 1981	5	0.156	10.56 q
6	CHOUHAL Rachid	MLT	14 FEB 1975	6	0.176	10.86
	UNGER Tobias	GER	10 JUL 1979	4		DNS

Qualified: First 4 in each heat (Q) and 4 best performers (q) advance to the Semifinals

100m Men
Semifinal 1/3
27 JUN 2012 / 20:15

Wind: +1.1 m/s

Rank	Name	Nat	Date of Birth	Lane	Reaction time	Result
1	SAIDY NDURE Jaysuma	NOR	1 JAN 1984	4	0.153	10.13 Q SB
2	SAKALAUSKAS Rytis	LTU	27 JUN 1987	5	0.170	10.23 Q
3	COLLIO Simone	ITA	27 DEC 1979	3	0.153	10.30 q
4	BIRON Emmanuel	FRA	29 JUL 1988	6	0.168	10.43
5	TÄRNHUVUD Stefan	SWE	16 JAN 1985	7	0.168	10.47
6	ABRANTES Arnaldo	POR	27 NOV 1986	1	0.148	10.47 SB
7	FONGUÉ Rolf	SUI	25 NOV 1987	2	0.166	10.50
8	VELEBA Jan	CZE	6 DEC 1986	8	0.171	10.60

100m Men
Semifinal 2/3
27 JUN 2012 / 20:21

Wind: +0.1 m/s

Rank	Name	Nat	Date of Birth	Lane	Reaction time	Result
1	LEMAITRE Christophe	FRA	11 JUN 1990	6	0.158	10.14 Q
2	AIKINES-ARYEETEY Harry	GBR	29 AUG 1988	3	0.151	10.30 Q
3	KUC Dariusz	POL	24 APR 1986	4	0.154	10.38
4	REUS Julian	GER	29 APR 1988	5	0.133	10.44
5	SCHENKEL Reto	SUI	28 APR 1988	8	0.147	10.48
6	CERUTTI Fabio	ITA	26 SEP 1985	7	0.147	10.50
7	SMYTH Jason	IRL	4 JUL 1987	2	0.148	10.52
8	ABBASOV Ruslan	AZE	24 JUN 1986	1	0.156	10.71


100m Men
Semifinal 3/3
27 JUN 2012 / 20:27

Wind: +0.8 m/s

Rank	Name	Nat	Date of Birth	Lane	Reaction time	Result
1	VICAUT Jimmy	FRA	27 FEB 1992	3	0.168	10.22 Q
2	SMELYK Serhiy	UKR	19 APR 1987	5	0.153	10.28 Q PB
3	ARAJŠ Ronalds	LAT	29 NOV 1987	4	0.163	10.29 q
4	JAKUBCZYK Lucas	GER	28 APR 1985	6	0.160	10.32
5	RIPARELLI Jacques	ITA	27 MAR 1983	8	0.160	10.33
6	LEWIS-FRANCIS Mark	GBR	4 SEP 1982	7	0.140	10.36
7	PULST Richard	EST	4 DEC 1991	1	0.149	10.57
8	ŠULC Rostislav	CZE	2 FEB 1981	2	0.175	10.60

Qualified: First 2 in each heat (Q) and 2 best performers (q) advance to the Final

INTERNET Service: www.european-athletics.org

 Timing, Measurement & Data Service by  **OMEGA**

Results Day 1

400m Men

Round 1 Heat 1/5

27 JUN 2012 / 13:35

Rank	Name	Nat	Date of Birth	Lane	Reaction time	Result
1	GREGAN Brian	IRL	31 DEC 1989	7	0.176	45.63 Q PB
2	MASLÁK Pavel	CZE	21 FEB 1991	5	0.200	45.87 Q
3	KOZŁOWSKI Kacper	POL	7 DEC 1986	4	0.185	46.30 Q
4	UJAKPOR Mark	ESP	18 JAN 1987	3	0.180	47.07 Q
	CAN Yavuz	TUR	23 FEB 1987	2	0.184	DQ R 163.3a
	LARUE Brent	SLO	26 APR 1987	8	0.183	DQ R 163.3a
	WENDELIN Ville	FIN	14 MAY 1990	6	0.154	DQ R 163.3a

400m Men

Round 1 Heat 2/5

27 JUN 2012 / 13:43

Rank	Name	Nat	Date of Birth	Lane	Reaction time	Result
1	BUCK Richard	GBR	14 NOV 1986	5	0.167	45.83 Q
2	LEITIS Janis	LAT	13 APR 1989	6	0.155	45.92 Q PB
3	WISSMAN Johan	SWE	2 DEC 1982	8	0.206	46.43 Q
4	GILLET Antoine	BEL	22 MAR 1988	3	0.179	46.62 Q
5	VALENTINI Lorenzo	ITA	13 APR 1991	4	0.207	46.64 q
6	WIADEREK Piotr	POL	5 FEB 1984	1	0.181	46.83 q
7	BRIONES Roberto	ESP	7 JUL 1983	2	0.202	47.20 q
8	EFREMOV Kristijan	MKD	31 AUG 1990	7	0.224	48.80

400m Men

Round 1 Heat 3/5

27 JUN 2012 / 13:51

Rank	Name	Nat	Date of Birth	Lane	Reaction time	Result
1	SANFORD Donald	ISR	5 FEB 1987	5	0.207	45.90 Q
2	DEÁK-NAGY Marcell	HUN	28 JAN 1992	7	0.150	46.19 Q
3	BRAIKOV Krasimir	BUL	17 APR 1985	8	0.181	46.20 Q SB
4	NEMECEK Daniel	CZE	11 AUG 1991	6	0.178	46.61 Q
5	KILIÇ Halit	TUR	1 MAR 1992	3	0.234	47.91
	GARCÍA Samuel	ESP	4 DEC 1991	4	0.254	DQ R 163.3a
	LENNON-FORD Luke	GBR	5 MAY 1989	2	0.165	DQ R 163.3a

400m Men

Round 1 Heat 4/5

27 JUN 2012 / 13:59

Rank	Name	Nat	Date of Birth	Lane	Reaction time	Result
1	FONSAT Yannick	FRA	16 JUN 1988	7	0.157	45.92 Q
2	VISTALLI Marco	ITA	3 OCT 1987	6	0.164	45.98 Q
3	KRÜGER Eric	GER	21 MAR 1988	8	0.181	46.33 Q
4	BOUCKAERT Jente	BEL	15 JAN 1990	5	0.176	46.37 Q
5	TESAR Jan	CZE	26 MAR 1990	4	0.163	46.75 q
6	VATAMANU Sorin	ROU	11 JUN 1993	2	0.174	47.50
7	STEFÁNSSON Trausti	ISL	20 JAN 1985	3	0.186	48.17

Results Day 1

400m Men

Round 1 Heat 5/5

27 JUN 2012 / 14:07

Rank	Name	Nat	Date of Birth	Lane	Reaction time	Result		
1	GÜZEL Mehmet	TUR	20 AUG 1991	8	0.221	46.21	Q	SB
2	MARCINISZYN Marcin	POL	7 SEP 1982	3	0.182	46.47	Q	
3	EKELUND-ARENANDER Nick	DEN	23 JAN 1989	7	0.211	46.78	Q	
4	MOSIN Lev	RUS	7 DEC 1992	1	0.181	47.39	Q	
5	IBRAHIMOV Hakim	AZE	2 OCT 1990	4	0.166	47.47		
6	LAVERS Jonathan	GIB	5 SEP 1986	6	0.178	50.23		
7	HALDNER Fabian	LIE	18 MAR 1992	2	0.205	50.77		
	VENEL Teddy	FRA	16 MAR 1985	5	0.167	DQ		R 163.3a

Qualified: First 4 in each heat (Q) and 4 best performers (q) advance to the Semifinals

Decathlon

400m - Heat 1/3

27 JUN 2012 / 19:08

Rank	Name	Nat	Date of Birth	Lane	Reaction time	Result	Points
1	DUDAŠ Mihail	SRB	15 NOV 1989	5	0.176	48.02	908
2	KASYANOV Oleksiy	UKR	26 AUG 1985	2	0.163	48.07	906
3	ŠEBRLE Roman	CZE	26 NOV 1974	4	0.157	49.87	821 SB
4	ITANI Sami	FIN	24 MAR 1987	3	0.105	50.01	814 PB
5	SHUBIANOK Mikalai	BLR	4 MAY 1985	7	0.180	50.27	802 SB
6	RIITMURU Tarmo	EST	31 JAN 1986	6	0.206	51.51	746

Decathlon

400m - Heat 2/3

27 JUN 2012 / 19:16

Rank	Name	Nat	Date of Birth	Lane	Reaction time	Result	Points
1	DISTELBERGER Dominik	AUT	16 MAR 1990	4	0.159	48.52	884 SB
2	MÜLLER Norman	GER	7 AUG 1985	6	0.175	48.74	874 SB
3	LUKYANENKO Artem	RUS	30 JAN 1990	7	0.177	49.42	842 SB
4	NOLF Cedric	BEL	18 JUN 1989	3	0.206	49.74	827 PB
5	BARREFORS Björn	SWE	27 OCT 1987	5	0.204	49.90	819 SB
6	SHKURENYOV Ilya	RUS	11 JAN 1991	1	0.187	49.92	818 SB
7	NILSSON Marcus	SWE	3 MAY 1991	8	0.175	49.94	817
	KHARLAMOV Vasilij	RUS	8 JAN 1986	2		DNS	


Decathlon

400m - Heat 3/3

27 JUN 2012 / 19:24

Rank	Name	Nat	Date of Birth	Lane	Reaction time	Result	Points
1	QUERIN Gaël	FRA	26 JUN 1987	1	0.184	48.20	899 SB
2	BEHRENBRUCH Pascal	GER	19 JAN 1985	8	0.177	48.54	883 SB
3	FRINGELI Jonas	SUI	12 JAN 1988	4	0.155	48.75	873
4	BRUGGER Mathias	GER	6 AUG 1992	6	0.202	48.84	869
5	OLSON Petter	SWE	14 FEB 1991	7	0.160	49.01	861
6	LÁRUSSON Einar Daði	ISL	10 MAY 1990	2	0.158	49.07	858 SB
7	BRYANT Ashley	GBR	17 MAY 1991	5	0.215	49.29	848
8	HELCELET Adam	CZE	27 OCT 1991	3	0.170	49.98	816

INTERNET Service: www.european-athletics.org

Timing, Measurement & Data Service by  OMEGA

printed at WED 27 JUN 2012 21:59

Page 5 of 25

INTERNATIONAL PARTNERS



Results Day 1

800m Men

Round 1 Heat 1/5

27 JUN 2012 / 15:10

Rank	Name	Nat	Date of Birth	Lane	Result
1	WARBURTON Gareth	GBR	23 APR 1983	1	1:45.80 Q
2	BUBE Andreas	DEN	13 JUL 1987	6	1:46.51 Q
3	RUDOLF Žan	SLO	9 MAY 1993	5	1:46.98 Q
4	ZAIZAN Ioan	ROU	21 JUL 1983	2	1:47.31 Q SB
5	KAYAFA Oleh	UKR	4 APR 1989	8	1:47.56 q
6	KUPERS Thijmen	NED	4 OCT 1991	4	1:47.69 q
7	GRETHEN Charel	LUX	22 JUN 1992	7	1:53.22
	ETES Brice	MON	11 APR 1984	3	DNF

Intermediate times: 400m 51.61 WARBURTON Gareth (GBR)
600m 1:18.45 WARBURTON Gareth (GBR)

800m Men

Round 1 Heat 2/5

27 JUN 2012 / 15:18

Rank	Name	Nat	Date of Birth	Lane	Result
1	KEINER Sebastian	GER	22 AUG 1989	3	1:48.09 Q
2	BOSSE Pierre Ambroise	FRA	11 MAY 1992	1	1:48.23 Q
3	TUKA Amel	BIH	9 JAN 1991	4	1:48.31 Q PB
4	HOLUŠA Jakub	CZE	20 FEB 1988	5	1:48.54 Q
5	JURKEVICS Dmitrijs	LAT	7 JAN 1987	2	1:48.59 SB
6	DÆHLIN Ådne Svahn	NOR	26 JUN 1982	8	1:49.34
7	RAPATZ Andreas	AUT	5 SEP 1986	6	1:51.79
8	EMRANI Dustin	ISR	6 JAN 1985	7	1:58.69

Intermediate times: 400m 54.72 KEINER Sebastian (GER)
600m 1:21.54 KEINER Sebastian (GER)

800m Men

Round 1 Heat 3/5

27 JUN 2012 / 15:26

Rank	Name	Nat	Date of Birth	Lane	Result
1	LUDOLPH Sören	GER	25 FEB 1988	6	1:47.10 Q
2	MOHAMMED Mukhtar	GBR	1 DEC 1990	4	1:47.13 Q
3	REPCIĆ Jozef	SVK	3 AUG 1986	7	1:47.41 Q
4	MARCO Luis Alberto	ESP	20 AUG 1986	5	1:47.42 Q
5	KUBISTA Jan	CZE	23 SEP 1990	8	1:47.66 q
6	DAVYDOV Ihor	UKR	12 NOV 1988	1	1:47.79 q
7	ROGESTEDT Johan	SWE	27 JAN 1993	3	1:48.86
8	GRANLUND Tommy	FIN	21 APR 1983	2	1:50.12

Intermediate times: 400m 51.61 DAVYDOV Ihor (UKR)
600m 1:19.24 DAVYDOV Ihor (UKR)

800m Men


Round 1 Heat 4/5

27 JUN 2012 / 15:34

Rank	Name	Nat	Date of Birth	Lane	Result
1	BORZAKOVSKIY Yuriy	RUS	12 APR 1981	4	1:47.48 Q
2	REINA Antonio Manuel	ESP	13 JUN 1981	8	1:47.61 Q
3	RENAUDIE Paul	FRA	2 APR 1990	3	1:47.74 Q
4	ROTH Thomas	NOR	11 FEB 1991	5	1:47.78 Q
5	SVENSSON Johan	SWE	16 MAY 1989	7	1:48.21
6	SZEMETI Péter	HUN	4 JAN 1988	6	1:49.13
	KRAWCZYK Szymon	POL	29 DEC 1988	2	DQ R 163.3a

Intermediate times: 400m 53.36 SVENSSON Johan (SWE)
600m 1:20.56 RENAUDIE Paul (FRA)

INTERNET Service: www.european-athletics.org

Timing, Measurement & Data Service by  OMEGA

Results Day 1

800m Men

Round 1 Heat 5/5

27 JUN 2012 / 15:42

Rank	Name	Nat	Date of Birth	Lane	Result
1	LATHOUWERS Robert	NED	8 JUL 1983	2	1:48.00 Q
2	VAN DEN BROECK Jan	BEL	11 MAR 1989	7	1:48.35 Q
3	OUALICH Hamid	FRA	26 APR 1988	3	1:48.44 Q
4	LÓPEZ Kevin	ESP	12 JUN 1990	5	1:48.46 Q
5	KOZLOV Vitalij	LTU	5 MAR 1987	8	1:48.61
6	PALLITSCH Raphael	AUT	18 DEC 1989	6	1:48.84
7	DIMITRÁKIS Andréas	GRE	8 SEP 1990	4	1:49.88

Intermediate times: 400m 53.16 KOZLOV Vitalij (LTU)
600m 1:20.96 KOZLOV Vitalij (LTU)

Qualified: First 4 in each heat (Q) and 4 best performers (q) advance to the Semifinals

5000m Men


Final

27 JUN 2012 / 19:40

Rank	Name	Nat	Date of Birth	Order	Result
1	FARAH Mohamed	GBR	23 MAR 1983	7	13:29.91
2	GABIUS Arne	GER	22 MAR 1981	21	13:31.83
3	ARIKAN Polat Kemboi	TUR	12 DEC 1990	10	13:32.63
4	DURAND Yohan	FRA	14 MAY 1985	4	13:32.65
5	MEUCCI Daniele	ITA	7 OCT 1985	18	13:32.69
6	IBRAHIMOV Hayle	AZE	18 JAN 1990	20	13:36.05
7	LICHT Dennis	NED	30 MAY 1984	23	13:37.99
8	ABDI Bashir	BEL	10 FEB 1989	12	13:39.01
9	LEBID Serhiy	UKR	15 JUL 1975	2	13:40.07
10	PENAS Manuel Ángel	ESP	9 NOV 1977	15	13:41.40
11	LA ROSA Stefano	ITA	22 SEP 1985	14	13:41.99
12	ALVES Francisco Javier	ESP	3 SEP 1980	8	13:42.46
13	BOUAFIF Adil	SWE	31 DEC 1978	3	13:50.13
14	FRASER Rory	GBR	25 APR 1987	9	13:51.05
15	PFLIEGER Philipp	GER	16 JUL 1987	25	13:51.23
16	NURME Tiidrek	EST	18 NOV 1985	22	13:51.29
17	ROWE Brenton	AUT	17 AUG 1987	6	13:51.58
18	BURAAS Sindre	NOR	8 MAY 1989	5	13:51.64
19	RYBAKOV Anatoliy	RUS	27 FEB 1985	16	13:52.79
20	ESPAÑA Jesús	ESP	21 AUG 1978	13	13:55.98
21	LUNDERS Mats	BEL	5 JUL 1991	1	14:06.55
22	BANDI Philipp	SUI	28 SEP 1977	19	14:07.48
23	GOOSE Mitch	GBR	16 MAR 1989	24	14:21.91
	VAN DER WIELEN Jesper	NED	2 AUG 1991	17	DNF
	CERRONE OBRUBANSKY Maksym	ITA	21 JUN 1988	11	DQ R 163.3b

Intermediate times: 1000m 2:42.45 RYBAKOV Anatoliy (RUS)
2000m 5:30.32 RYBAKOV Anatoliy (RUS)
3000m 8:17.50 FARAH Mohamed (GBR)
4000m 11:03.15 FARAH Mohamed (GBR)

INTERNET Service: www.european-athletics.org

Timing, Measurement & Data Service by  OMEGA

printed at WED 27 JUN 2012 21:59

Page 7 of 25

INTERNATIONAL PARTNERS



Results Day 1

400m Hurdles Men

Round 1 Heat 1/6

27 JUN 2012 / 10:50

Rank	Name	Nat	Date of Birth	Lane	Reaction time	Result
1	GIEHL Tobias	GER	25 JUL 1991	5	0.210	49.98 Q
2	IAKOVÁKIS Periklís	GRE	24 MAR 1979	3	0.219	50.25 Q
3	YAKAULEU Mikita	BLR	6 JAN 1989	7	0.184	50.47 Q PB
4	ANTMANIS Vladimir	RUS	12 MAR 1984	4	0.180	50.92 q
5	KUCERA Martin	SVK	10 MAY 1990	6	0.204	51.50
6	NAGY Attila	ROU	21 MAY 1988	8	0.214	52.04
7	VALLES Juan Enrique	ESP	25 MAR 1986	2	0.227	52.43

400m Hurdles Men

Round 1 Heat 2/6

27 JUN 2012 / 10:57

Rank	Name	Nat	Date of Birth	Lane	Reaction time	Result
1	BULTHEEL Michaël	BEL	30 JUN 1986	7	0.159	49.65 Q
2	CLEMENCEAU Adrien	FRA	25 MAY 1988	8	0.195	49.84 Q SB
3	DEREVYAGIN Aleksandr	RUS	24 MAR 1979	4	0.181	50.32 Q
4	BROŽ Michal	CZE	16 JUN 1992	3	0.178	50.91 q PB
5	ÖRS Tuncay	TUR	19 FEB 1986	5	0.199	52.63
	FERREIRA João	POR	20 OCT 1986	2	0.162	DNF
	LARUE Brent	SLO	26 APR 1987	6	0.164	DQ R 163.3a

400m Hurdles Men

Round 1 Heat 3/6

27 JUN 2012 / 11:04

Rank	Name	Nat	Date of Birth	Lane	Reaction time	Result
1	WOODWARD Nathan	GBR	17 OCT 1989	5	0.178	50.02 Q
2	PROROK Josef	CZE	16 NOV 1987	6	0.198	50.57 Q
3	MÄGI Rasmus	EST	4 MAY 1992	2	0.214	50.61 Q
4	PAPADÓPOULOS Spiridon	GRE	25 SEP 1987	7	0.241	51.01 q
5	FRISCH Jacques	LUX	18 DEC 1987	8	0.184	51.59
6	MONNI Petteri	FIN	31 MAR 1990	3	0.176	51.73
7	LIMA Ricardo	POR	2 JAN 1985	4	0.228	53.00


400m Hurdles Men

Round 1 Heat 4/6

27 JUN 2012 / 11:11

Rank	Name	Nat	Date of Birth	Lane	Reaction time	Result
1	FLEISCHHAUER Georg	GER	21 OCT 1988	7	0.164	50.22 Q
2	BARR Thomas	IRL	24 JUL 1992	5	0.178	50.59 Q SB
3	BEKRIC Emir	SRB	14 MAR 1991	8	0.205	50.73 Q
4	SAGREDO Javier	ESP	27 MAR 1987	6	0.154	51.37 q
5	YATES Richard	GBR	26 JAN 1986	3	0.222	52.12
6	HEIKKILÄ Jussi	FIN	21 MAR 1983	4	0.158	52.95
	KJERPESET Øyvind	NOR	12 DEC 1991	2	0.165	DNF

INTERNET Service: www.european-athletics.org

Timing, Measurement & Data Service by  OMEGA

printed at WED 27 JUN 2012 21:59

Page 8 of 25

INTERNATIONAL PARTNERS



Results Day 1

400m Hurdles Men

Round 1 Heat 5/6

27 JUN 2012 / 11:18

Rank	Name	Nat	Date of Birth	Lane	Reaction time	Result
1	MELNYKOV Stanislav	UKR	26 FEB 1987	8	0.212	50.33 Q
2	PAULA Jorge	POR	8 OCT 1984	4	0.170	50.74 Q SB
3	CABELLO Diego	ESP	14 JAN 1988	6	0.190	50.89 Q
4	PLAWGO Marek	POL	25 FEB 1981	5	0.190	50.96 q
5	MÖRÖ Oskari	FIN	31 JAN 1993	7	0.154	51.59 SB
6	KOROKNAI Tibor	HUN	24 JAN 1990	2	0.171	53.22
	BENCOSME DE LEON José Reynaldo	ITA	16 MAY 1992	3	0.174	DQ R 163.3a

400m Hurdles Men

Round 1 Heat 6/6

27 JUN 2012 / 11:25

Rank	Name	Nat	Date of Birth	Lane	Reaction time	Result
1	WILLIAMS Rhys	GBR	27 FEB 1984	7	0.215	50.40 Q
2	BARÁK Václav	CZE	22 OCT 1990	3	0.184	50.58 Q
3	HUSSEIN Kariem	SUI	1 APR 1989	8	0.185	50.94 Q
4	GUOGIS Silvestras	LTU	2 MAR 1990	2	0.164	51.25 q
5	HARVEY Jason	IRL	9 AUG 1991	5	0.216	51.83
6	TESLENKO Denys	UKR	18 APR 1989	4	0.209	51.92
	GOLLNOW David	GER	8 APR 1989	6	F1	DQ R 162.7

Qualified: First 3 in each heat (Q) and 6 best performers (q) advance to the Semifinals

3000m Steeplechase Men


Semifinal 1/2

27 JUN 2012 / 18:30

Rank	Name	Nat	Date of Birth	Order	Result
1	MEKHISSI-BENABBAD Mahiedine	FRA	15 MAR 1985	1	8:31.05 Q
2	GEZZAR Nordine	FRA	17 FEB 1980	3	8:31.33 Q
3	NASTI Patrick	ITA	30 AUG 1989	6	8:34.08 Q
4	PARSZCZYNSKI Lukasz	POL	4 MAY 1985	12	8:35.05 Q
5	JIMÉNEZ Antonio Dávid	ESP	18 FEB 1977	2	8:35.44 q
6	DUVAR Hakan	TUR	21 AUG 1990	4	8:37.40 q
7	ZALEWSKI Krystian	POL	11 APR 1989	11	8:37.82 q
8	WILKINSON James	GBR	13 JUL 1990	7	8:39.19
9	PAULO Alberto	POR	3 OCT 1985	13	8:41.63 SB
10	MULLETT Rob	GBR	31 JUL 1987	8	8:48.38
11	GHINEA Alexandru	ROU	11 NOV 1989	10	8:55.88
	AKKAS Halil	TUR	1 JUL 1983	5	DNF
	KESKISALO Jukka	FIN	27 MAR 1981	9	DNS

Intermediate times: 1000m 2:49.37 DUVAR Hakan (TUR)
2000m 5:41.58 DUVAR Hakan (TUR)

INTERNET Service: www.european-athletics.org

Timing, Measurement & Data Service by  OMEGA

printed at WED 27 JUN 2012 21:59

Page 9 of 25

INTERNATIONAL PARTNERS



Results Day 1

3000m Steeplechase Men

Semifinal 2/2

27 JUN 2012 / 18:45

Rank	Name	Nat	Date of Birth	Order	Result		
1	AKDAG Tarik Langat	TUR	16 JUN 1988	8	8:27.31	Q	SB
2	LUCHIANOV Ion	MDA	31 JAN 1981	4	8:29.28	Q	
3	GARCÍA Víctor	ESP	13 MAR 1985	2	8:29.44	Q	
4	OSLIZLO Lukasz	POL	14 MAY 1989	3	8:29.46	Q	
5	MERZOUGHİ Abdelaziz	ESP	30 AUG 1991	9	8:29.51	q	
6	ULICZKA Steffen	GER	17 JUL 1984	12	8:29.55	q	
7	FLORIANI Yuri	ITA	25 DEC 1981	11	8:32.63	q	
8	KIVISTIK Kaur	EST	29 APR 1991	6	8:36.10	q	PB
9	SMAİL Nouredine	FRA	6 FEB 1987	5	8:41.11		
10	MAGGIDI Itai	ISR	9 JAN 1981	10	8:47.29		
11	MINSHIN Ildar	RUS	5 FEB 1985	7	8:52.84		
	GUNN Luke	GBR	22 MAR 1985	1	DNF		

Intermediate times: 1000m 2:49.59 AKDAG Tarik Langat (TUR)
2000m 5:39.97 AKDAG Tarik Langat (TUR)

Qualified: First 4 in each heat (Q) and 7 best performers (q) advance to the Final

Decathlon


High Jump - Group A

27 JUN 2012 / 13:40

Rank	Name	Nat	Date of Birth	Order	Result	Points
1	KASYANOV Oleksiy	UKR	26 AUG 1985	8	2.00	803
2	MÜLLER Norman	GER	7 AUG 1985	12	2.00	803 =SB
3	QUERIN Gaël	FRA	26 JUN 1987	3	1.97	776
4	FRINGELI Jonas	SUI	12 JAN 1988	5	1.97	776
5	DUDAŠ Mihail	SRB	15 NOV 1989	11	1.97	776
6	RIITMURU Tarmo	EST	31 JAN 1986	1	1.97	776
7	OLSON Petter	SWE	14 FEB 1991	7	1.94	749 SB
8	KHARLAMOV Vasily	RUS	8 JAN 1986	4	1.91	723
9	NOLF Cedric	BEL	18 JUN 1989	13	1.88	696
10	DISTELBERGER Dominik	AUT	16 MAR 1990	9	1.88	696 =SB
11	BRYANT Ashley	GBR	17 MAY 1991	10	1.88	696 SB
	GEFFROUAIS Florian	FRA	5 DEC 1988	2	DNS	
	RIETVELD Pelle	NED	4 FEB 1985	6	DNS	

		1.70	1.73	1.76	1.79	1.82	1.85	1.88	1.91	1.94	1.97	2.00	2.03
1	KASYANOV Oleksiy	-	-	-	-	-	-	-	o	o	o	xo	xxx
2	MÜLLER Norman	-	-	-	-	-	-	-	xo	-	xxo	xo	xxx
3	QUERIN Gaël	-	-	-	-	-	o	o	o	o	o	xxx	
4	FRINGELI Jonas	-	-	-	-	-	o	o	xo	o	o	xxx	
5	DUDAŠ Mihail	-	-	-	-	-	xo	-	xo	xo	o	xxx	
6	RIITMURU Tarmo	-	-	-	-	-	-	o	o	o	xo	xxx	
7	OLSON Petter	-	-	-	-	o	o	o	o	o	xxx		
8	KHARLAMOV Vasily	-	-	-	-	xo	o	xo	xxo	xxx			
9	NOLF Cedric	-	-	o	-	o	o	o	xxx				
10	DISTELBERGER D	-	-	o	o	o	o	xo	xxx				
11	BRYANT Ashley	-	o	o	o	xo	xxo	xo	xxx				
	GEFFROUAIS Florian	-	-	-	-	-	-	-	-	-	-	-	-
	RIETVELD Pelle	-	-	-	-	-	-	-	-	-	-	-	-

INTERNET Service: www.european-athletics.org

Timing, Measurement & Data Service by  OMEGA

printed at WED 27 JUN 2012 21:59

Page 10 of 25

INTERNATIONAL PARTNERS



Results Day 1

Decathlon

High Jump - Group B

27 JUN 2012 / 13:40

Rank	Name	Nat	Date of Birth	Order	Result	Points
1	SHKURENYOV Ilya	RUS	11 JAN 1991	5	2.06	859 =PB
2	HELCELET Adam	CZE	27 OCT 1991	9	2.03	831
3	ITANI Sami	FIN	24 MAR 1987	13	2.00	803
3	LÁRUSSON Einar Daði	ISL	10 MAY 1990	8	2.00	803
3	ŠEBRLE Roman	CZE	26 NOV 1974	10	2.00	803
3	SHUBIANOK Mikalai	BLR	4 MAY 1985	11	2.00	803
7	BEHRENBRUCH Pascal	GER	19 JAN 1985	2	1.97	776
8	BRUGGER Mathias	GER	6 AUG 1992	12	1.97	776
8	LUKYANENKO Artem	RUS	30 JAN 1990	1	1.97	776
10	BARREFORS Björn	SWE	27 OCT 1987	6	1.97	776
11	NILSSON Marcus	SWE	3 MAY 1991	4	1.88	696
	MAYER Kevin	FRA	10 FEB 1992	3	DNS	
	ŠARCEVIC Igor	SRB	25 AUG 1984	7	DNS	

		1.70	1.73	1.76	1.79	1.82	1.85	1.88	1.91	1.94	1.97	2.00	2.03	2.06	2.09
1	SHKURENYOV Ilya	-	-	-	-	-	-	-	xo	o	o	xo	o	xxo	xxx
2	HELCELET Adam	-	-	-	-	-	-	-	o	-	o	xo	xxo	xxx	
3	ITANI Sami	-	-	-	-	-	-	-	o	-	o	o	xxx		
3	LÁRUSSON E	-	-	-	-	-	-	o	-	o	o	o	xxx		
3	ŠEBRLE Roman	-	-	-	-	-	-	-	-	o	-	o	xxx		
3	SHUBIANOK Mikalai	-	-	-	-	-	-	-	o	-	o	o	xxx		
7	BEHRENBRUCH Pascal	-	-	-	-	-	o	-	o	o	o	xxx			
8	BRUGGER Mathias	-	-	-	-	-	-	-	o	-	xxo	xxx			
8	LUKYANENKO Artem	-	-	-	-	-	-	-	o	o	xxo	xxx			
10	BARREFORS Björn	-	-	-	-	-	-	-	o	xxo	xxo	xxx			
11	NILSSON Marcus	-	-	-	o	-	o	o	xxx						
	MAYER Kevin	-	-	-	-	-	-	-	-	-	-	-	-	-	-
	ŠARCEVIC Igor	-	-	-	-	-	-	-	-	-	-	-	-	-	-

High Jump Men

Qualification Group A

27 JUN 2012 / 18:10

Rank	Name	Nat	Date of Birth	Order	Result
1	MUDROV Sergey	RUS	8 SEP 1990	10	2.26 q SB
2	BÁBA Jaroslav	CZE	2 SEP 1984	6	2.23 q
2	HANANY Mickaël	FRA	25 MAR 1983	15	2.23 q
4	DONISAN Mihai	ROU	24 JUL 1988	9	2.23 q
5	KABELKA Michal	SVK	4 FEB 1985	5	2.23 q PB
6	KIECANA Szymon	POL	26 MAR 1989	1	2.23 q
6	ONI Samson	GBR	25 JUN 1981	13	2.23 q
8	KROYTER Dmitriy	ISR	18 FEB 1993	12	2.19
9	DEMYANYUK Dmytro	UKR	30 JUN 1983	7	2.19
10	CHESANI Silvano	ITA	17 JUL 1988	11	2.15
10	IOANNOU Kyriakos	CYP	26 JUL 1984	14	2.15
10	NINOV Viktor	BUL	19 JUN 1988	8	2.15 SB
10	PREZELJ Rožle	SLO	26 SEP 1979	3	2.15
14	SIVERIO Simón	ESP	2 AUG 1988	16	2.15
15	GOGOCHURI Zurab	GEO	22 MAR 1990	4	2.10
15	PARSONS Tom	GBR	5 MAY 1984	2	2.10

Qualification Group A (cont.)

Qualification Group A		2.00	2.10	2.15	2.19	2.23	2.26
1	MUDROV Sergey	-	o	o	xo	xo	o
2	BÁBA Jaroslav	-	-	o	o	o	xx-
2	HANANY Mickaël	-	o	o	o	o	xx-
4	DONISAN Mihai	-	o	o	xo	o	xxx
5	KABELKA Michal	-	o	o	xxo	o	xx-
6	KIECANA Szymon	-	o	xo	o	xo	xxx
6	ONI Samson	-	-	xo	o	xo	xxx
8	KROYTER Dmitriy	-	o	o	xo	xxx	
9	DEMYANYUK Dmytro	-	xxo	-	xxo	xxx	
10	CHESANI Silvano	-	o	-	xxx		
10	IOANNOU Kyriakos	-	-	o	-	xxx	
10	NINOV Viktor	-	-	o	xxx		
10	PREZELJ Rožle	-	o	o	xxx		
14	SIVERIO Simón	-	o	xxo	xxx		
15	GOGOCHURI Zurab	o	o	xxx			
15	PARSONS Tom	-	o	xxx			

High Jump Men

Qualification Group B

27 JUN 2012 / 18:10

Rank	Name	Nat	Date of Birth	Order	Result
1	STANYS Raivydas	LTU	3 FEB 1987	8	2.26 q SB
2	GRABARZ Robbie	GBR	3 OCT 1987	6	2.23 q
3	TAMBERI Gianmarco	ITA	1 JUN 1992	3	2.23 q
4	BONDARENKO Bohdan	UKR	30 AUG 1989	4	2.23 q
5	ONNEN Eike	GER	3 AUG 1982	15	2.23 q
6	PROTSENKO Andriy	UKR	20 MAY 1988	14	2.23
6	SAINT JEAN Fabrice	FRA	21 NOV 1980	1	2.23
8	SANCHO Miguel Ángel	ESP	24 APR 1990	5	2.19
9	BANIÓTIS Konstadínos	GRE	6 NOV 1986	13	2.19
10	TORRO Osku	FIN	21 AUG 1979	16	2.19
11	HORÁK Peter	SVK	7 DEC 1983	10	2.19
12	LUMI Karl	EST	4 APR 1985	12	2.15
13	DUMITRACHE Marius	ROU	15 JUN 1989	7	2.15
14	HARSÁNYI Olivér	HUN	20 MAR 1987	9	2.10
14	TOPIC Dragutin	SRB	12 MAR 1971	11	2.10
16	ROSSI Eugenio	SMR	6 MAR 1992	2	2.00

		2.00	2.10	2.15	2.19	2.23	2.26
1	STANYS Raivydas	-	o	o	o	o	o
2	GRABARZ Robbie	-	-	-	o	o	xxx
3	TAMBERI Gianmarco	-	o	xxo	xo	o	xx-
4	BONDARENKO Bohdan	-	-	o	o	xo	xxx
5	ONNEN Eike	-	xo	o	o	xxo	xxx
6	PROTSENKO Andriy	-	o	xo	xo	xxo	xxx
6	SAINT JEAN Fabrice	-	-	-	xxo	xxo	xxx
8	SANCHO M	o	o	xo	o	xxx	
9	BANIÓTIS K	-	-	o	xo	xxx	
10	TORRO Osku	-	-	xo	xo	xxx	
11	HORÁK Peter	o	o	xo	xxo	xxx	
12	LUMI Karl	o	o	xo	xxx		
13	DUMITRACHE Marius	o	xo	xxo	xxx		
14	HARSÁNYI Olivér	o	xxo	xxx			
14	TOPIC Dragutin	o	xxo	xf			
16	ROSSI Eugenio	xxo	xxx				

Qualified: qualifying perf. 2.28 (Q) or 12 best performers (q) to the advance to the Final

Decathlon
Long Jump - Group A
27 JUN 2012 / 10:35


Rank	Name	Nat	Date of Birth	Order	Result	Points
1	KASYANOV Oleksiy	UKR	26 AUG 1985	4	7.49	932
2	DUDAŠ Mihail	SRB	15 NOV 1989	6	7.36	900
3	BEHRENBRUCH Pascal	GER	19 JAN 1985	5	7.15	850 SB
4	DISTELBERGER Dominik	AUT	16 MAR 1990	10	7.14	847 SB
5	SHUBIANOK Mikalai	BLR	4 MAY 1985	11	7.08	833 SB
6	FRINGELI Jonas	SUI	12 JAN 1988	12	7.04	823 PB
7	OLSON Petter	SWE	14 FEB 1991	1	7.04	823 SB
8	RIETVELD Pelle	NED	4 FEB 1985	8	7.02	818
9	ITANI Sami	FIN	24 MAR 1987	7	6.84	776
10	RIITMURU Tarmo	EST	31 JAN 1986	9	6.80	767
11	NILSSON Marcus	SWE	3 MAY 1991	13	6.60	720
12	ŠARCEVIC Igor	SRB	25 AUG 1984	2	6.54	707
	GEFFROUAIS Florian	FRA	5 DEC 1988	3	NM	0

		1	2	3
1	KASYANOV Oleksiy	7.14 (-1.9)	7.39 (+0.5)	7.49 (+1.9)
2	DUDAŠ Mihail	7.05 (-0.3)	7.36 (-1.3)	7.21 (+0.7)
3	BEHRENBRUCH Pascal	6.90 (-1.6)	6.96 (-0.6)	7.15 (-0.8)
4	DISTELBERGER D	7.14 (-1.3)	x (+0.3)	7.00 (-1.2)
5	SHUBIANOK Mikalai	6.82 (+0.1)	6.89 (+0.1)	7.08 (+0.4)
6	FRINGELI Jonas	6.88 (-0.4)	7.04 (+0.6)	x (+0.3)
7	OLSON Petter	7.04 (+0.6)	x (-0.6)	x (+0.2)
8	RIETVELD Pelle	7.02 (-0.8)	-	-
9	ITANI Sami	6.60 (-2.0)	6.84 (+0.2)	6.72 (+1.0)
10	RIITMURU Tarmo	6.80 (+1.1)	6.59 (-0.9)	6.78 (-1.5)
11	NILSSON Marcus	6.31 (-1.1)	6.60 (-0.1)	x (+0.7)
12	ŠARCEVIC Igor	6.50 (-0.5)	6.54 (+0.7)	x (+1.0)
	GEFFROUAIS Florian	x (+0.5)	x (+0.9)	x (+0.2)

Decathlon
Long Jump - Group B
27 JUN 2012 / 10:35

Rank	Name	Nat	Date of Birth	Order	Result	Points
1	QUERIN Gaël	FRA	26 JUN 1987	11	7.56	950 PB
2	ŠEBRLE Roman	CZE	26 NOV 1974	9	7.43	918 SB
3	LÁRUSSON Einar Daði	ISL	10 MAY 1990	5	7.33	893
4	SHKURENYOV Ilya	RUS	11 JAN 1991	2	7.32	891
5	HELCELET Adam	CZE	27 OCT 1991	13	7.30	886
6	MÜLLER Norman	GER	7 AUG 1985	3	7.24	871
7	KHARLAMOV Vasily	RUS	8 JAN 1986	10	7.22	866
8	BARREFORS Björn	SWE	27 OCT 1987	8	7.17	854
9	LUKYANENKO Artem	RUS	30 JAN 1990	7	7.16	852
10	NOLF Cedric	BEL	18 JUN 1989	6	7.13	845
11	BRYANT Ashley	GBR	17 MAY 1991	4	7.12	842
12	BRUGGER Mathias	GER	6 AUG 1992	12	6.81	769
	MAYER Kevin	FRA	10 FEB 1992	1	NM	0

		1	2	3
1	QUERIN Gaël	7.17 (+0.3)	7.18 (+0.2)	7.56 (+0.4)
2	ŠEBRLE Roman	7.32 (-0.4)	7.43 (-0.2)	7.21 (+0.1)
3	LÁRUSSON E	6.96 (-0.3)	7.33 (-0.1)	5.61 (-1.1)
4	SHKURENYOV Ilya	7.10 (+0.8)	7.32 (+0.7)	7.28 (+1.4)
5	HELCELET Adam	7.12 (-2.5)	7.21 (+0.4)	7.30 (-0.3)
6	MÜLLER Norman	7.07 (0.0)	7.15 (-0.4)	7.24 (+0.3)
7	KHARLAMOV Vasily	7.02 (-0.4)	x (+1.0)	7.22 (+1.3)
8	BARREFORS Björn	6.75 (-1.5)	x (+1.0)	7.17 (+0.6)
9	LUKYANENKO Artem	6.69 (-1.8)	7.16 (+0.4)	6.69 (+0.9)
10	NOLF Cedric	6.53 (+0.7)	7.13 (+0.3)	x (-1.1)
11	BRYANT Ashley	6.96 (+1.3)	7.12 (-0.3)	7.06 (-0.7)
12	BRUGGER Mathias	x (-0.8)	x (+0.9)	6.81 (-1.8)
	MAYER Kevin	x (+0.7)	x (+1.9)	x (+1.0)

INTERNET Service: www.european-athletics.org
Timing, Measurement & Data Service by  OMEGA

printed at WED 27 JUN 2012 21:59

Page 13 of 25

INTERNATIONAL PARTNERS



Results Day 1

Shot Put Men

Qualification Group A

27 JUN 2012 / 9:45

Rank	Name	Nat	Date of Birth	Order	Result
1	STORL David	GER	27 JUL 1990	4	20.30 Q
2	ŽALSKÝ Antonín	CZE	7 AUG 1980	11	19.94 q
3	CHRISTENSEN Kim	DEN	1 APR 1984	12	19.69 q
4	VIVAS Borja	ESP	26 MAY 1984	6	19.67 q
5	KOLAŠINAC Asmir	SRB	15 OCT 1984	7	19.62 q
6	SAVYTSKYI Dmytro	UKR	14 DEC 1990	2	19.52 q
7	ARRHENIUS Leif	SWE	15 JUL 1986	10	19.33
8	MYERSCOUGH Carl	GBR	21 OCT 1979	1	19.30
9	URTANS Maris	LAT	9 FEB 1981	5	19.25
10	PREMERU Marin	CRO	29 AUG 1990	3	18.71
11	THORSTEINSSON Ódinn Björn	ISL	3 DEC 1981	9	18.19
12	ARESTIS Georgios	CYP	27 DEC 1981	8	18.16
	LYUBOSLAVSKIY Anton	RUS	26 JUN 1984	13	DNS

	1	2	3
1	STORL David 20.30		
2	ŽALSKÝ Antonín 19.94	19.88	-
3	CHRISTENSEN Kim 18.77	18.83	19.69
4	VIVAS Borja 19.67	x	x
5	KOLAŠINAC Asmir 19.42	19.62	x
6	SAVYTSKYI Dmytro 19.23	19.52	19.51
7	ARRHENIUS Leif x	18.64	19.33
8	MYERSCOUGH Carl 18.61	19.30	x
9	URTANS Maris 19.08	19.25	x
10	PREMERU Marin 18.71	x	18.56
11	THORSTEINSSON Ó x	18.19	x
12	ARESTIS Georgios 18.16	18.13	18.15
	LYUBOSLAVSKIY A		

Shot Put Men

Qualification Group B


27 JUN 2012 / 9:45

Rank	Name	Nat	Date of Birth	Order	Result
1	SMITH Rutger	NED	9 JUL 1981	2	20.55 Q SB
2	SCHMIDT Marco	GER	5 SEP 1983	4	19.85 q
3	MULABEGOVIĆ Nedžad	CRO	4 FEB 1981	11	19.79 q
4	FORTES Marco	POR	26 SEP 1982	12	19.66 q
5	ATICI Hüseyin	TUR	3 MAY 1986	8	19.64 q
6	KÜRTHY Lajos	HUN	22 OCT 1986	3	19.48 q
7	IVANOV Georgi	BUL	13 MAR 1985	1	19.14
8	ALIC Hamza	BIH	20 JAN 1979	5	19.03
9	STAMATÓYIANNIS Mihail	GRE	20 MAY 1982	13	18.95
10	PRÁŠIL Ladislav	CZE	17 MAY 1990	7	18.87
11	ANTUNOVIĆ Božidar	SRB	24 JUL 1991	6	18.69
12	HOXHA Adriatik	ALB	9 JAN 1990	10	17.00
	KUSIAK Damian	POL	14 APR 1988	9	DNS

	1	2	3
1	SMITH Rutger 20.55		
2	SCHMIDT Marco 19.18	19.85	x
3	MULABEGOVIĆ Nedžad 19.47	19.49	19.79
4	FORTES Marco 19.15	18.84	19.66
5	ATICI Hüseyin 17.96	x	19.64
6	KÜRTHY Lajos x	19.11	19.48
7	IVANOV Georgi 19.14	19.02	x
8	ALIC Hamza 18.66	18.84	19.03
9	STAMATÓYIANNIS M 18.68	18.94	18.95
10	PRÁŠIL Ladislav 18.87	x	x
11	ANTUNOVIĆ Božidar 18.69	x	18.56
12	HOXHA Adriatik 16.40	x	17.00
	KUSIAK Damian		

Qualified: qualifying perf. 20.30 (Q) or 12 best performers (q) to the advance to the Final

INTERNET Service: www.european-athletics.org

Timing, Measurement & Data Service by  OMEGA

Results Day 1

Decathlon

Shot Put - Group A

27 JUN 2012 / 12:15

Rank	Name	Nat	Date of Birth	Order	Result	Points
1	KASYANOV Oleksiy	UKR	26 AUG 1985	1	14.38	752
2	BRUGGER Mathias	GER	6 AUG 1992	7	13.95	725 SB
3	RIITMURU Tarmo	EST	31 JAN 1986	8	13.75	713 PB
4	LÄRUSSON Einar Daði	ISL	10 MAY 1990	11	13.65	707 PB
5	DUDAŠ Mihail	SRB	15 NOV 1989	12	13.64	706
6	OLSON Petter	SWE	14 FEB 1991	3	13.40	692
7	FRINGELI Jonas	SUI	12 JAN 1988	5	13.28	684 PB
8	SHKURENYOV Ilya	RUS	11 JAN 1991	6	13.16	677
9	BRYANT Ashley	GBR	17 MAY 1991	9	13.08	672
10	NOLF Cedric	BEL	18 JUN 1989	2	13.07	672
11	BARREFORS Björn	SWE	27 OCT 1987	10	13.06	671
12	QUERIN Gaël	FRA	26 JUN 1987	4	13.05	670 SB
13	DISTELBERGER Dominik	AUT	16 MAR 1990	13	11.22	559

	1	2	3	
1	KASYANOV Oleksiy	14.00	13.74	14.38
2	BRUGGER Mathias	13.58	x	13.95
3	RIITMURU Tarmo	13.75	13.69	x
4	LÄRUSSON E	12.16	12.44	13.65
5	DUDAŠ Mihail	12.66	13.64	x
6	OLSON Petter	13.40	x	12.79
7	FRINGELI Jonas	13.06	13.28	x
8	SHKURENYOV Ilya	12.44	12.77	13.16
9	BRYANT Ashley	x	12.33	13.08
10	NOLF Cedric	12.13	13.07	12.35
11	BARREFORS Björn	12.67	13.06	x
12	QUERIN Gaël	12.28	13.05	12.40
13	DISTELBERGER D	11.12	x	11.22

Decathlon


Shot Put - Group B

27 JUN 2012 / 12:15

Rank	Name	Nat	Date of Birth	Order	Result	Points
1	BEHRENBRUCH Pascal	GER	19 JAN 1985	6	16.89	906 PB
2	SHUBIANOK Mikalai	BLR	4 MAY 1985	5	15.37	812 PB
3	MÜLLER Norman	GER	7 AUG 1985	12	14.88	782 SB
4	ŠARCEVIC Igor	SRB	25 AUG 1984	7	14.86	781 PB
5	ŠEBRLE Roman	CZE	26 NOV 1974	9	14.65	768
6	KHARLAMOV Vasily	RUS	8 JAN 1986	13	14.55	762
7	GEFFROUAIS Florian	FRA	5 DEC 1988	2	14.31	747
8	LUKYANENKO Artem	RUS	30 JAN 1990	8	14.18	739
9	ITANI Sami	FIN	24 MAR 1987	1	14.07	733
10	HELCELET Adam	CZE	27 OCT 1991	4	13.99	728
11	NILSSON Marcus	SWE	3 MAY 1991	10	13.63	706
12	MAYER Kevin	FRA	10 FEB 1992	3	12.25	622
	RIETVELD Pelle	NED	4 FEB 1985	11	DNS	

	1	2	3	
1	BEHRENBRUCH Pascal	16.89	-	-
2	SHUBIANOK Mikalai	14.92	x	15.37
3	MÜLLER Norman	13.31	14.20	14.88
4	ŠARCEVIC Igor	14.86	14.59	x
5	ŠEBRLE Roman	14.27	x	14.65
6	KHARLAMOV Vasily	x	14.55	x
7	GEFFROUAIS Florian	13.93	x	14.31
8	LUKYANENKO Artem	14.18	x	14.02
9	ITANI Sami	13.68	13.27	14.07
10	HELCELET Adam	12.12	x	13.99
11	NILSSON Marcus	13.24	x	13.63
12	MAYER Kevin	12.25	-	-
	RIETVELD Pelle			

INTERNET Service: www.european-athletics.org

Timing, Measurement & Data Service by  OMEGA

printed at WED 27 JUN 2012 21:59

Page 15 of 25

INTERNATIONAL PARTNERS



Results Day 1

Javelin Men

Qualification Group A

27 JUN 2012 / 18:15

Rank	Name	Nat	Date of Birth	Order	Result
1	MANNIO Ari	FIN	23 JUL 1987	3	84.31 Q SB
2	JANIK Igor	POL	18 JAN 1983	14	82.37 q SB
3	MÄTAS Risto	EST	30 APR 1984	6	79.34 q
4	VESELÝ Vítězslav	CZE	27 FEB 1983	1	79.09 q
5	RAKOCZY Pawel	POL	15 MAY 1987	2	79.02 q
6	WALLIN Gabriel	SWE	14 OCT 1981	10	78.89 q
7	RÖHLER Thomas	GER	30 SEP 1991	13	78.89
8	AVAN Fatih	TUR	1 JAN 1989	5	78.31
9	KOVALS Ainars	LAT	21 NOV 1981	8	76.32
10	NYCHYPORCHUK Oleksandr	UKR	14 APR 1992	15	74.91
11	JÄNES Marko	EST	29 AUG 1976	7	74.74 SB
12	JANOYAN Melik	ARM	24 MAR 1985	11	72.59
13	KRANJC Matija	SLO	12 JUN 1984	4	72.49
14	SIRMAIS Zigismunds	LAT	6 MAY 1992	12	72.42
15	FILIPPIDIS Yervásios	GRE	24 JUL 1987	9	72.39

	1	2	3
1	MANNIO Ari	77.81	84.31
2	JANIK Igor	82.37	x
3	MÄTAS Risto	79.34	77.03
4	VESELÝ Vítězslav	x	78.45
5	RAKOCZY Pawel	79.02	x
6	WALLIN Gabriel	75.83	78.66
7	RÖHLER Thomas	x	77.95
8	AVAN Fatih	78.27	x
9	KOVALS Ainars	x	76.32
10	NYCHYPORCHUK O	70.54	74.91
11	JÄNES Marko	70.99	74.74
12	JANOYAN Melik	69.40	66.20
13	KRANJC Matija	72.49	70.67
14	SIRMAIS Zigismunds	x	71.02
15	FILIPPIDIS Y	69.34	72.39


Javelin Men

Qualification Group B

27 JUN 2012 / 19:45

Rank	Name	Nat	Date of Birth	Order	Result
1	PYATNYTSYA Oleksandr	UKR	14 JUL 1985	11	82.37 q
2	IORDAN Valeriy	RUS	14 FEB 1992	7	82.32 q PB
3	AMB Kim	SWE	31 JUL 1990	2	80.69 q
4	PITKÄMÄKI Tero	FIN	19 DEC 1982	1	80.66 q
5	HÄBER Tino	GER	6 OCT 1982	13	79.86 q
6	THORKILDSEN Andreas	NOR	1 APR 1982	6	79.34 q
7	FRANK Mark	GER	21 JUN 1977	3	75.55
8	OSEWSKI Bartosz	POL	20 MAR 1991	9	75.26
9	MILEUSNIC Dejan	BIH	16 NOV 1991	5	73.84
10	LAANMÄE Tanel	EST	29 SEP 1989	8	71.87
11	BENÁK Martin	SVK	27 MAY 1988	14	70.60
12	FRYDRYCH Petr	CZE	13 JAN 1988	12	68.88
	VASILEVSKIS Vadims	LAT	5 JAN 1982	10	NM
	WIRKKALA Teemu	FIN	14 JAN 1984	4	NM

INTERNET Service: www.european-athletics.org

Timing, Measurement & Data Service by  OMEGA

printed at WED 27 JUN 2012 21:59

Page 16 of 25

INTERNATIONAL PARTNERS



Qualification Group B (cont.)

Qualification Group B		1	2	3
1	PYATNYTSYA O	82.37	81.66	x
2	IORDAN Valeriy	82.32	-	-
3	AMB Kim	76.78	80.69	-
4	PITKÄMÄKI Tero	77.70	80.66	-
5	HÄBER Tino	76.25	76.67	79.86
6	THORKILDSEN A	79.34	-	-
7	FRANK Mark	x	72.61	75.55
8	OSEWSKI Bartosz	74.82	75.26	x
9	MILEUSNIC Dejan	72.95	69.16	73.84
10	LAANMÄE Tanel	71.87	x	68.94
11	BENÁK Martin	69.23	70.60	69.97
12	FRYDRYCH Petr	68.31	x	68.88
	VASILEVSKIS Vadims	x	x	x
	WIRKKALA Teemu	x	-	-

Qualified: qualifying perf. 83.00 (Q) or 12 best performers (q) to the advance to the Final

Decathlon

27 JUN 2012

Rank	Name	Nat	Date of Birth	Order	total
1	KASYANOV Oleksiy	UKR	26 AUG 1985	21	4352
2	BEHRENBRUCH Pascal	GER	19 JAN 1985	6	4291
3	DUDAŠ Mihail	SRB	15 NOV 1989	14	4193
4	MÜLLER Norman	GER	7 AUG 1985	4	4173
5	HELCELET Adam	CZE	27 OCT 1991	10	4131
6	ŠEBRLE Roman	CZE	26 NOV 1974	22	4129
7	QUERIN Gaël	FRA	26 JUN 1987	26	4118
8	SHKURENYOV Ilya	RUS	11 JAN 1991	11	4110
9	LÁRUSSON Einar Daði	ISL	10 MAY 1990	1	4097
10	SHUBIANOK Mikalai	BLR	4 MAY 1985	12	4036
11	LUKYANENKO Artem	RUS	30 JAN 1990	13	4032
12	BRUGGER Mathias	GER	6 AUG 1992	18	3991
13	OLSON Petter	SWE	14 FEB 1991	2	3981
14	BARREFORS Björn	SWE	27 OCT 1987	8	3976
15	FRINGELI Jonas	SUI	12 JAN 1988	25	3968
16	ITANI Sami	FIN	24 MAR 1987	5	3945
17	NOLF Cedric	BEL	18 JUN 1989	9	3916
18	BRYANT Ashley	GBR	17 MAY 1991	3	3901
19	DISTELBERGER Dominik	AUT	16 MAR 1990	16	3892
20	RIITMURU Tarmo	EST	31 JAN 1986	7	3755
21	NILSSON Marcus	SWE	3 MAY 1991	17	3685
	KHARLAMOV Vasily	RUS	8 JAN 1986	23	DNF
	GEFFROUAIS Florian	FRA	5 DEC 1988	15	DNF
	MAYER Kevin	FRA	10 FEB 1992	20	DNF
	ŠARCEVIC Igor	SRB	25 AUG 1984	19	DNF
	RIETVELD Pelle	NED	4 FEB 1985	24	DNF

100m Women


Round 1 Heat 1/4

27 JUN 2012 / 10:00

Wind: -0.3 m/s

Rank	Name	Nat	Date of Birth	Lane	Reaction time	Result
1	POVH Olesya	UKR	18 OCT 1987	1	0.123	11.30 Q
2	CIBIS Anne	GER	27 SEP 1985	5	0.149	11.40 Q SB
3	KARAKUS Nimet	TUR	23 JAN 1993	3	0.150	11.48 Q
4	CECHOVÁ Katerina	CZE	21 MAR 1988	4	0.154	11.53 q
5	ARRON Christine	FRA	13 SEP 1973	7	0.171	11.55
6	AMIDEI Martina	ITA	8 APR 1991	2	0.137	11.60
7	ARTYMATA Eleni	CYP	16 MAY 1986	8	0.208	11.64
8	TAVARES Sónia	POR	21 MAR 1986	6	0.153	11.65

INTERNET Service: www.european-athletics.org

Timing, Measurement & Data Service by  OMEGA

Results Day 1

100m Women

Round 1 Heat 2/4

27 JUN 2012 / 10:08

Wind: +1.7 m/s

Rank	Name	Nat	Date of Birth	Lane	Reaction time	Result		
1	LALOVA Ivet	BUL	18 MAY 1984	4	0.134	11.06	Q	EL
2	BELKINA Olga	RUS	23 AUG 1990	3	0.158	11.26	Q	PB
3	OKPARAEBO Ezinne	NOR	3 MAR 1988	7	0.147	11.27	Q	
4	ALLOH Audrey	ITA	21 JUL 1987	8	0.174	11.53	q	
5	OGRAZEANU Andreea	ROU	24 MAR 1990	5	0.187	11.55		SB
6	BELIBASÁKI María	GRE	19 JUN 1991	1	0.197	11.56		
7	FOSTER Amy	IRL	2 OCT 1988	6	0.141	11.58		
8	LLOVERA Cristina	AND	13 JUN 1996	2	0.177	13.01		

100m Women

Round 1 Heat 3/4

27 JUN 2012 / 10:16

Wind: -0.3 m/s

Rank	Name	Nat	Date of Birth	Lane	Reaction time	Result		
1	GRINCIKAITE Lina	LTU	3 MAY 1987	2	0.163	11.38	Q	
2	LOFAMAKANDA PINTO Tatjana	GER	2 JUL 1992	8	0.202	11.41	Q	
3	KORCZYNSKA Daria	POL	30 JUL 1981	4	0.166	11.46	Q	
4	NESTSIARENKA Yulia	BLR	15 JUN 1979	1	0.142	11.52	q	
5	LATVALA Hanna-Maari	FIN	30 OCT 1987	6	0.144	11.67		
6	LALEVA Gabriela	BUL	14 APR 1990	3	0.164	11.79		
7	KWAKYE Jeanette	GBR	20 MAR 1983	5	0.164	11.98		
8	ROZMAN Ivana	MKD	14 JUL 1989	7	0.176	12.86		

100m Women

Round 1 Heat 4/4

27 JUN 2012 / 10:24

Wind: +1.0 m/s

Rank	Name	Nat	Date of Birth	Lane	Reaction time	Result		
1	SAILER Verena	GER	16 OCT 1985	5	0.142	11.14	Q	SB
2	BALYKINA Yuliya	BLR	12 APR 1984	3	0.155	11.39	Q	
3	NELSON Ashlee	GBR	20 FEB 1991	8	0.159	11.43	Q	SB
4	POHREBNYAK Nataliya	UKR	19 FEB 1988	6	0.148	11.50	q	
5	POLYAKOVA Yevgeniya	RUS	29 MAY 1983	2	0.155	11.55		
6	AKINYEMI Folake	NOR	31 MAR 1990	1	0.154	11.62		
7	KAMBUNDJI Mujinga	SUI	17 JUN 1992	7	0.136	11.68		
8	BORG Diane	MLT	12 SEP 1990	4	0.165	12.14		SB

Qualified: First 3 in each heat (Q) and 4 best performers (q) advance to the Semifinals

100m Women


Semifinal 1/2

27 JUN 2012 / 20:03

Wind: 0.0 m/s

Rank	Name	Nat	Date of Birth	Lane	Reaction time	Result		
1	LALOVA Ivet	BUL	18 MAY 1984	6	0.138	11.23	Q	
2	BELKINA Olga	RUS	23 AUG 1990	3	0.160	11.30	Q	
3	GRINCIKAITE Lina	LTU	3 MAY 1987	5	0.141	11.34	Q	SB
4	OKPARAEBO Ezinne	NOR	3 MAR 1988	7	0.163	11.39	q	
5	LOFAMAKANDA PINTO Tatjana	GER	2 JUL 1992	4	0.173	11.39	q	
6	POHREBNYAK Nataliya	UKR	19 FEB 1988	1	0.149	11.52		
7	KARAKUS Nimet	TUR	23 JAN 1993	8	0.156	11.61		
	NESTSIARENKA Yulia	BLR	15 JUN 1979	2		DNS		

INTERNET Service: www.european-athletics.org

Timing, Measurement & Data Service by  OMEGA

printed at WED 27 JUN 2012 21:59

Page 18 of 25

INTERNATIONAL PARTNERS



Results Day 1

100m Women

Semifinal 2/2

27 JUN 2012 / 20:09

Wind: +2.0 m/s

Rank	Name	Nat	Date of Birth	Lane	Reaction time	Result
1	POVH Olesya	UKR	18 OCT 1987	6	0.139	11.13 Q
2	SAILER Verena	GER	16 OCT 1985	4	0.140	11.17 Q
3	CIBIS Anne	GER	27 SEP 1985	5	0.160	11.36 Q SB
4	BALYKINA Yuliya	BLR	12 APR 1984	3	0.162	11.42
5	KORCZYNSKA Daria	POL	30 JUL 1981	7	0.154	11.43
6	NELSON Ashlee	GBR	20 FEB 1991	8	0.158	11.43 =SB
7	CECHOVÁ Katerina	CZE	21 MAR 1988	2	0.156	11.45
8	ALLOH Audrey	ITA	21 JUL 1987	1	0.167	11.51

Qualified: First 3 in each heat (Q) and 2 best performers (q) advance to the Final

400m Women

Round 1 Heat 1/4

27 JUN 2012 / 17:50

Rank	Name	Nat	Date of Birth	Lane	Reaction time	Result
1	ZADORINA Kseniya	RUS	2 MAR 1987	4	0.173	52.18 Q
2	HJELMER Moa	SWE	19 JUN 1990	2	0.179	52.33 Q
3	PRYSTUPA Darya	UKR	26 NOV 1987	8	0.195	53.16 Q
4	BOKESA Aauri Lorena	ESP	14 DEC 1988	1	0.193	53.23 q
5	GORZKOWSKA Magdalena	POL	30 APR 1992	7	0.165	53.74
6	MASSEY Kelly	GBR	11 JAN 1985	3	0.152	54.44
7	BANOVIC Anita	CRO	4 JUN 1984	5	0.220	55.50
8	ENGIN Birsen	TUR	18 OCT 1980	6	0.156	55.82

400m Women

Round 1 Heat 2/4

27 JUN 2012 / 17:58

Rank	Name	Nat	Date of Birth	Lane	Reaction time	Result
1	ZEMLYAK OIha	UKR	16 JAN 1990	6	0.184	52.48 Q
2	CREMER Esther	GER	29 MAR 1988	8	0.174	52.76 Q
3	ŠERKŠNIENE Agne	LTU	18 FEB 1988	2	0.175	52.89 Q
4	GRENOT Libania	ITA	12 JUL 1983	5	0.188	53.09 q
5	BEDNAREK Agata	POL	28 JUN 1988	3	0.153	53.22 q
6	BELGYAN Sanda	ROU	17 DEC 1992	7	0.239	53.32
7	REDIF Meliz	TUR	26 MAR 1989	4	0.230	53.99


400m Women

Round 1 Heat 3/4

27 JUN 2012 / 18:06

Rank	Name	Nat	Date of Birth	Lane	Reaction time	Result
1	GAYOT Marie	FRA	18 DEC 1989	2	0.170	52.46 Q
2	MCCONNELL Lee	GBR	9 OCT 1978	8	0.249	52.58 Q
3	SAKA Pinar	TUR	5 NOV 1985	3	0.179	53.13 Q
4	SPACCA Maria Enrica	ITA	20 MAR 1986	4	0.182	53.26 q
5	COJUHARI Olesea	MDA	29 MAR 1990	1	0.178	53.52
6	SWIETY Justyna	POL	3 DEC 1992	5	0.188	53.68
7	PASTOR Adelina	ROU	5 MAY 1993	6	0.190	54.35
	MĂGI Maris	EST	11 AUG 1987	7	0.182	DQ R 163.3a

INTERNET Service: www.european-athletics.org

Timing, Measurement & Data Service by  OMEGA

printed at WED 27 JUN 2012 21:59

Page 19 of 25

INTERNATIONAL PARTNERS



400m Women

Round 1 Heat 4/4

27 JUN 2012 / 18:14

Rank	Name	Nat	Date of Birth	Lane	Reaction time	Result
1	USOVICH Ilona	BLR	14 NOV 1982	3	0.172	51.98 Q
2	HURTIS Muriel	FRA	25 MAR 1979	4	0.151	52.11 Q SB
3	BARTONICKOVÁ Jitka	CZE	22 DEC 1985	7	0.229	53.15 Q
4	BAZZONI Chiara	ITA	5 JUL 1984	6	0.162	53.92
5	RÄSÄNEN Eila	FIN	27 JAN 1994	8	0.188	54.52 SB
6	MAGNUSSON Josefín	SWE	22 SEP 1989	2	0.191	55.01
	CUDDIHY Joanne	IRL	11 MAY 1984	5	0.218	DQ R 163.3a
	SANDERS Nicola	GBR	23 JUN 1982	1		DNS

Qualified: First 3 in each heat (Q) and 4 best performers (q) advance to the Semifinals

400m Hurdles Women

Round 1 Heat 1/4

27 JUN 2012 / 14:30

Rank	Name	Nat	Date of Birth	Lane	Reaction time	Result
1	MOROSANU Angela	ROU	26 JUL 1986	2	0.198	55.37 Q
2	OUÉDRAOGO Elodie	BEL	27 FEB 1981	6	0.153	55.39 Q SB
3	BARBOSA Vera	POR	13 JAN 1989	7	0.154	55.80 Q NR
4	TITIMETS Hanna	UKR	5 MAR 1989	3	0.230	56.30 q
5	HORVAT Nikolina	CRO	18 SEP 1986	5	0.206	57.74
6	YILDIRIM Elif	TUR	11 FEB 1990	4	0.170	59.43

400m Hurdles Women

Round 1 Heat 2/4

27 JUN 2012 / 14:38

Rank	Name	Nat	Date of Birth	Lane	Reaction time	Result
1	HEJNOVÁ Zuzana	CZE	19 DEC 1986	8	0.156	55.24 Q
2	YAROSHCHUK Anna	UKR	24 NOV 1989	6	0.186	55.73 Q
3	BARR Jessie	IRL	24 JUL 1989	2	0.183	56.30 Q
4	STAISIUNAITE Egle	LTU	30 SEP 1988	3	0.206	56.58 q
5	DAUWENS Axelle	BEL	1 DEC 1990	5	0.226	57.19
6	MILLARD Emma	FIN	10 AUG 1990	7	0.164	57.61 PB
7	ANACHARSIS Phara	FRA	17 DEC 1983	4	0.209	58.02

400m Hurdles Women

Round 1 Heat 3/4

27 JUN 2012 / 14:46

Rank	Name	Nat	Date of Birth	Lane	Reaction time	Result
1	ROSOLOVÁ Denisa	CZE	21 AUG 1986	6	0.214	55.98 Q
2	CHURAKOVA Yelena	RUS	16 DEC 1986	4	0.177	56.08 Q
3	MATUSINSKA Tina	POL	12 JUL 1988	5	0.172	56.33 Q
4	KRON Tina	GER	3 APR 1981	3	0.188	57.61
5	PERSSON Frida	SWE	14 DEC 1989	8	0.183	57.83 PB
6	TOMB Stine	NOR	27 AUG 1986	2	0.177	58.24
7	APAK Sema	TUR	17 AUG 1985	7	0.187	58.93

Results Day 1

400m Hurdles Women

Round 1 Heat 4/4

27 JUN 2012 / 14:54

Rank	Name	Nat	Date of Birth	Lane	Reaction time	Result
1	DAVYDOVA Irina	RUS	27 MAY 1988	3	0.245	56.00 Q
2	PETERSEN Sara	DEN	9 APR 1987	7	0.156	56.58 Q
3	BERGROVÁ Zuzana	CZE	24 NOV 1984	2	0.169	56.59 Q SB
4	GENTILI Manuela	ITA	7 FEB 1978	8	0.201	57.10 q
5	BEESELY Meghan	GBR	15 NOV 1989	4	0.176	57.18 q
6	SHAROYAN Amaliya	ARM	19 JUN 1988	6	0.156	58.27
7	AKIN Özge	TUR	17 JUN 1985	5	0.180	58.90

Qualified: First 3 in each heat (Q) and 4 best performers (q) advance to the Semifinals

High Jump Women

Qualification Group A

27 JUN 2012 / 10:15

Rank	Name	Nat	Date of Birth	Order	Result
1	GORDEYEVA Irina	RUS	9 OCT 1986	11	1.90 q
1	GREEN TREGARO Emma	SWE	8 DEC 1984	2	1.90 q
1	HOLOSHA Olena	UKR	26 JAN 1982	8	1.90 q
4	VENEVA-MATEEVA Venelina	BUL	13 JUN 1974	1	1.90 q
5	GRINDEM Øyunn	NOR	11 NOV 1987	3	1.87 SB
5	JUNGFLEISCH Marie-Laurence	GER	7 OCT 1990	4	1.87
5	SKUJYTE Austra	LTU	12 AUG 1979	6	1.87
8	MAREŠOVÁ Oldřiška	CZE	14 OCT 1986	5	1.83
9	HAAS Eleriin	EST	4 JUL 1992	13	1.83 PB
9	MIKOLAJCZYK Izabela	POL	4 SEP 1990	10	1.83
11	ŠIMIC Ana	CRO	5 MAY 1990	7	1.83
12	POOLEY Isobel	GBR	21 DEC 1992	9	1.78
	VUKOVIC Marija	MNE	21 JAN 1992	12	DNS

	1.68	1.73	1.78	1.83	1.87	1.90
1	GORDEYEVA Irina	-	-	o	o	o
1	GREEN TREGARO Emma	-	-	-	o	o
1	HOLOSHA Olena	-	-	o	o	o
4	VENEVA-MATEEVA V	-	-	o	o	xxo
5	GRINDEM Øyunn	-	-	o	xo	xxx
5	JUNGFLEISCH M	-	-	o	xo	xxx
5	SKUJYTE Austra	-	o	o	xo	xxx
8	MAREŠOVÁ Oldřiška	-	-	o	xxx	
9	HAAS Eleriin	o	o	xo	o	xxx
9	MIKOLAJCZYK I	-	-	xo	o	xx-
11	ŠIMIC Ana	-	-	xxo	xxo	xxx
12	POOLEY Isobel	-	-	o	xxx	
	VUKOVIC Marija					

Results Day 1

High Jump Women

Qualification Group B

27 JUN 2012 / 10:15

Rank	Name	Nat	Date of Birth	Order	Result
1	AYHAN Burcu	TUR	3 MAY 1990	3	1.90 q
1	BEITIA Ruth	ESP	1 APR 1979	13	1.90 q
1	DEMIREVA Mirela	BUL	28 SEP 1989	11	1.90 q
4	MELFORT Mélanie	FRA	8 NOV 1982	1	1.90 q
5	ANGELSEN Tonje	NOR	17 JAN 1990	8	1.90 q
6	PALŠYTE Airine	LTU	13 JUL 1992	9	1.90 q SB
7	JUNGMARK Ebba	SWE	10 MAR 1987	7	1.90 q
8	STERYIOU Adonia	GRE	7 JUL 1985	4	1.87 q
9	ILJUŠTENKO Anna	EST	12 OCT 1985	12	1.87
10	SMOLANDER Elina	FIN	11 OCT 1989	2	1.78
11	GOLLNER Monika	AUT	23 OCT 1974	5	1.78
12	FURMAN Ma'Ayan	ISR	9 NOV 1986	6	1.78
	FRIEDRICH Ariane	GER	10 JAN 1984	10	DNS

		1.68	1.73	1.78	1.83	1.87	1.90
1	AYHAN Burcu	-	-	o	o	o	o
1	BEITIA Ruth	-	-	-	o	o	o
1	DEMIREVA Mirela	-	-	o	o	o	o
4	MELFORT Mélanie	-	-	o	o	xo	o
5	ANGELSEN Tonje	-	-	-	xo	o	xo
6	PALŠYTE Airine	-	-	-	o	o	xxo
7	JUNGMARK Ebba	-	-	-	o	xo	xxo
8	STERYIOU Adonia	-	o	o	o	o	xxx
9	ILJUŠTENKO Anna	-	-	-	o	xo	xxx
10	SMOLANDER Elina	-	xo	o	xxx		
11	GOLLNER Monika	-	o	xo	xxx		
12	FURMAN Ma'Ayan	o	o	xxo	xxx		
	FRIEDRICH Ariane						

Qualified: qualifying perf. 1.92 (Q) or 12 best performers (q) to the advance to the Final


Long Jump Women

Qualification Group A

27 JUN 2012 / 9:00

Rank	Name	Nat	Date of Birth	Order	Result
1	MEY Karen Melis	TUR	31 MAY 1984	8	6.66 Q SB
1	RENSTRØM Margrethe	NOR	21 MAR 1985	14	6.66 Q SB
3	TAROUM MOGUENARA Sosthene	GER	17 OCT 1989	4	6.62 q
4	DENYAYEVA Svetlana	RUS	12 MAY 1991	2	6.53 q
5	TVERDOHLIB Marharyta	UKR	2 JUN 1991	3	6.53 q
6	BAUSCHKE Melanie	GER	14 JUL 1988	11	6.43 q
7	VELDÁKOVÁ Jana	SVK	3 JUN 1981	10	6.41 q
8	MONTANER Concepción	ESP	14 JAN 1981	5	6.39 q
9	GRIVA Lauma	LAT	27 OCT 1984	15	6.37
10	DOBIJA Teresa	POL	19 OCT 1982	13	6.36
11	ŠPANOVIC Ivana	SRB	10 MAY 1990	6	6.33
12	TIGAU Viorica	ROU	12 AUG 1979	12	6.29
13	SANDU Cristina	ROU	4 MAR 1990	7	6.22
14	HRYSHTYNA Krystyna	UKR	21 MAR 1992	9	6.08
15	GRIVA Mara	LAT	4 AUG 1989	1	6.00

INTERNET Service: www.european-athletics.org

Timing, Measurement & Data Service by  OMEGA

printed at WED 27 JUN 2012 21:59

Page 22 of 25

INTERNATIONAL PARTNERS



Results Day 1

Qualification Group A (cont.)

Qualification Group A		1	2	3
1	MEY Karen Melis	6.66 (+1.1)		
1	RENSTRØM Margrethe	x (-0.6)	x (-0.7)	6.66 (+0.7)
3	TAROUM MOGUENARA S	x (-1.0)	6.29 (+0.2)	6.62 (-0.2)
4	DENYAYEVA Svetlana	6.41 (+0.4)	5.73 (-2.5)	6.53 (+0.7)
5	TVERDOHLIB M	6.12 (+0.7)	6.15 (-1.3)	6.53 (-0.1)
6	BAUSCHKE Melanie	x	6.43 (+0.3)	6.30 (-1.6)
7	VELDÁKOVÁ Jana	6.32 (+0.6)	6.41 (-1.0)	x (0.0)
8	MONTANER C	6.39 (+0.6)	6.39 (-0.3)	6.34 (-1.0)
9	GRIVA Lauma	x (0.0)	6.37 (-0.3)	6.36 (-0.8)
10	DOBIJA Teresa	x (+0.6)	6.23 (-1.1)	6.36 (+0.1)
11	ŠPANOVIĆ Ivana	x (-0.2)	x (-1.1)	6.33 (+0.1)
12	TIGAU Viorica	6.19 (-1.9)	x (+0.6)	6.29 (-0.8)
13	SANDU Cristina	6.22 (-0.4)	x (+0.9)	x (-2.2)
14	HRYSHTYNA K	x (-0.1)	5.77 (-0.4)	6.08 (+1.0)
15	GRIVA Mara	5.90 (-1.6)	6.00 (+1.4)	x (+0.5)

Long Jump Women

Qualification Group B

27 JUN 2012 / 9:00

Rank	Name	Nat	Date of Birth	Order	Result
1	LESUEUR Éloyse	FRA	15 JUL 1988	14	6.66 Q
2	SUDARAVA Volha	BLR	22 FEB 1984	8	6.44 q
3	PUSTERLA Irène	SUI	21 JUN 1988	4	6.44 q
4	RADEVICA Ineta	LAT	13 JUL 1981	10	6.44 q
5	PANAYI Nektaria	CYP	20 MAR 1990	15	6.31
6	JOVER María Del Mar	ESP	21 APR 1988	11	6.27
7	ZHUKOVSKAYA Oksana	RUS	12 SEP 1984	9	6.26
8	ROTARU Alina	ROU	5 JUN 1993	6	6.19
9	IROZURU Abigail	GBR	3 JAN 1990	1	6.19
10	JAGACIAK Anna	POL	10 FEB 1990	2	6.16
11	FLORCZAK Sinje	GER	28 NOV 1986	7	6.15
12	MOLCHANOVA Viktoriya	UKR	26 MAY 1982	5	6.12
13	MEDGYESOVÁ Renata	SVK	28 JAN 1983	12	5.95
14	GOGOLADZE Maiko	GEO	9 SEP 1991	3	5.71
15	SIRVENT Anna	AND	28 AUG 1996	13	4.43

		1	2	3
1	LESUEUR Éloyse	6.66 (0.0)		
2	SUDARAVA Volha	6.29 (+0.1)	6.36 (+0.9)	6.44 (+0.5)
3	PUSTERLA Irène	6.02 (-0.1)	6.34 (+2.6)	6.44 (-0.1)
4	RADEVICA Ineta	6.25 (-0.2)	6.44 (-0.7)	6.31 (-1.6)
5	PANAYI Nektaria	x (+0.8)	6.01 (+1.0)	6.31 (+0.3)
6	JOVER M	6.15 (-1.0)	4.77 (-0.4)	6.27 (+0.6)
7	ZHUKOVSKAYA Oksana	6.16 (+0.6)	5.97 (-0.7)	6.26 (+0.8)
8	ROTARU Alina	6.19 (+0.9)	5.99 (-1.3)	x
9	IROZURU Abigail	x (-1.3)	4.22 (-0.2)	6.19 (-0.6)
10	JAGACIAK Anna	x (+0.6)	6.16 (+0.7)	x (-0.3)
11	FLORCZAK Sinje	6.15 (+0.2)	5.99 (+0.3)	6.11 (-1.0)
12	MOLCHANOVA V	6.06 (-0.3)	5.42 (-1.7)	6.12 (-0.4)
13	MEDGYESOVÁ Renata	5.95 (-0.7)	x (+0.4)	5.73 (-0.7)
14	GOGOLADZE Maiko	5.71 (+1.5)	x (-0.4)	x (+0.2)
15	SIRVENT Anna	x (0.0)	4.27 (+0.5)	4.43 (-0.1)

Qualified: qualifying perf. 6.65 (Q) or 12 best performers (q) to the advance to the Final

Results Day 1

Triple Jump Women

Qualification Group A

27 JUN 2012 / 12:25

Rank	Name	Nat	Date of Birth	Order	Result
1	SALADUHA OIha	UKR	4 JUN 1983	3	14.77 Q SB
2	PÉRRA Athanasía	GRE	2 FEB 1983	7	14.22 Q
3	ŠESTAK Marija	SLO	17 APR 1979	6	14.17 q
4	LA MANTIA Simona	ITA	14 APR 1983	12	14.14 q
5	PANÉTA Niki	GRE	21 APR 1986	9	14.08 q
6	COSTA Susana	POR	22 SEP 1984	1	13.99
7	SARRAPIO Patricia	ESP	16 NOV 1982	5	13.90 SB
8	DEMYDOVA Hanna	UKR	8 APR 1987	8	13.72
9	ZABARA Olesya	RUS	6 OCT 1982	2	13.69
10	GAVRILA Adelina	ROU	26 NOV 1978	10	13.61
11	DEMUT Katja	GER	21 DEC 1983	4	13.31
	DACHEVA Petia	BUL	10 MAR 1985	11	NM

	1	2	3
1	SALADUHA OIha 14.77 (0.0)		
2	PÉRRA Athanasía x (+1.7)	14.22 (-0.7)	
3	ŠESTAK Marija 14.09 (+1.9)	14.17 (+1.4)	13.34 (-0.7)
4	LA MANTIA Simona 13.85 (-0.9)	14.14 (-0.2)	13.90 (-0.1)
5	PANÉTA Niki x (+0.7)	14.08 (+0.8)	13.78 (+1.0)
6	COSTA Susana 13.64 (-2.6)	x (-0.6)	13.99 (+0.3)
7	SARRAPIO Patricia 13.83 (-0.2)	13.90 (-0.7)	x (+1.4)
8	DEMYDOVA Hanna 13.72 (-0.1)	x (+1.2)	x (-0.4)
9	ZABARA Olesya 13.54 (+0.4)	13.69 (-1.5)	13.56 (+1.7)
10	GAVRILA Adelina 13.61 (-1.6)	13.22 (-3.6)	13.07 (+0.4)
11	DEMUT Katja 13.31 (-0.4)	x (-1.8)	13.13 (+1.3)
	DACHEVA Petia x (+1.2)	x (+0.1)	x (+0.4)

Triple Jump Women

Qualification Group B


27 JUN 2012 / 12:25

Rank	Name	Nat	Date of Birth	Order	Result
1	MAMONA Patrícia	POR	21 NOV 1988	6	14.41 Q
2	MBANGO Françoise	FRA	14 APR 1976	9	14.38 Q
3	VELDÁKOVÁ Dana	SVK	3 JUN 1981	5	14.36 Q SB
4	PAPAHRÍSTOU Paraskeví	GRE	17 APR 1989	3	14.35 Q
5	BORODINA Yana	RUS	21 APR 1992	4	14.28 Q
6	DZIATSUK Kseniya	BLR	23 APR 1986	2	14.20 Q
7	BOLSHAKOVA Svetlana	BEL	14 OCT 1984	8	14.09 q
8	ELBE Jenny	GER	18 APR 1990	11	13.98
9	RODIC Snežana	SLO	19 AUG 1982	1	13.95
10	TSYHOTSKA Ruslana	UKR	23 MAR 1986	13	13.87
11	BUJIN Cristina	ROU	12 APR 1988	12	13.34
	BANOVA Andiana	BUL	1 MAY 1987	10	NM
	MÄKELÄ Kristiina	FIN	20 NOV 1992	7	NM

	1	2	3
1	MAMONA Patrícia 14.41 (+3.0)		
2	MBANGO Françoise x (+0.8)	x (+1.0)	14.38 (+2.4)
3	VELDÁKOVÁ Dana 13.92 (+1.2)	14.36 (+0.5)	
4	PAPAHRÍSTOU P 14.35 (+1.2)		
5	BORODINA Yana 14.03 (-0.5)	14.28 (-0.2)	
6	DZIATSUK Kseniya 13.83 (-0.7)	14.20 (-1.5)	
7	BOLSHAKOVA S 13.66 (-0.5)	13.91 (+0.5)	14.09 (+0.3)
8	ELBE Jenny 13.89 (+0.7)	13.90 (-1.7)	13.98 (-0.6)
9	RODIC Snežana x (-2.0)	13.63 (-1.7)	13.95 (+3.2)
10	TSYHOTSKA Ruslana x (-0.5)	13.87 (0.0)	x (-1.6)
11	BUJIN Cristina x (-1.3)	13.34 (-1.1)	x (+1.1)
	BANOVA Andiana x (-0.9)	x (-1.0)	x (-0.8)
	MÄKELÄ Kristiina x (+1.7)	x (+0.2)	x (+2.1)

Qualified: qualifying perf. 14.20 (Q) or 12 best performers (q) to the advance to the Final

INTERNET Service: www.european-athletics.org

Timing, Measurement & Data Service by  OMEGA

Results Day 1

Javelin Women

Qualification Group A

27 JUN 2012 / 13:45

Rank	Name	Nat	Date of Birth	Order	Result	
1	REBRYK Vira	UKR	25 FEB 1989	6	61.84	Q
2	MOLITOR Katharina	GER	8 NOV 1983	1	58.34	q
3	LÍKA Sávva	GRE	27 JUN 1970	3	57.60	q
4	PALAMEIKA Madara	LAT	18 JUN 1987	8	57.24	q
5	BANI Zahra	ITA	31 DEC 1979	4	56.67	q
6	SORMUNEN Oona	FIN	2 AUG 1989	7	54.66	
7	JAKUBAITYTE Indre	LTU	24 JAN 1976	10	54.39	
8	KUNINGAS Raine	EST	20 OCT 1988	2	53.65	
9	WHITTINGHAM Laura	GBR	6 JUN 1986	5	52.82	
10	RATEJ Martina	SLO	2 NOV 1981	9	51.69	
11	NAGY Xenia	HUN	29 MAR 1986	11	51.63	
12	HARUTYUNYAN Kristine	ARM	18 MAY 1991	12	45.83	

	1	2	3
1	REBRYK Vira 61.84		
2	MOLITOR Katharina 54.49	58.34	x
3	LÍKA Sávva 53.50	57.60	x
4	PALAMEIKA Madara 55.85	57.24	55.47
5	BANI Zahra 55.42	56.67	54.67
6	SORMUNEN Oona x	52.13	54.66
7	JAKUBAITYTE Indre x	54.39	x
8	KUNINGAS Raine 45.93	53.65	x
9	WHITTINGHAM Laura 52.82	x	50.70
10	RATEJ Martina 51.69	50.77	x
11	NAGY Xenia 51.63	50.65	47.84
12	HARUTYUNYAN K 44.05	45.48	45.83

Javelin Women

Qualification Group B


27 JUN 2012 / 15:00

Rank	Name	Nat	Date of Birth	Order	Result	
1	SAYERS Goldie	GBR	16 JUL 1982	8	60.90	Q
2	STAHL Linda	GER	2 OCT 1985	11	59.65	q
3	OBBERGFÖLL Christina	GER	22 AUG 1981	4	59.49	q
4	OZOLINA-KOVALE Sinta	LAT	26 FEB 1988	1	59.41	q
5	UTRIAINEN Sanni	FIN	5 FEB 1991	7	58.70	q
6	MUZE Lina	LAT	4 DEC 1992	2	57.51	q
7	JELACA Tatjana	SRB	10 AUG 1990	6	57.29	q SB
8	HJÁLMSDÓTTIR Ásdís	ISL	28 OCT 1985	9	55.29	
9	BICET Nora	ESP	29 OCT 1977	3	53.80	
10	JUHÁSZ Vanda	HUN	6 JUN 1989	10	53.65	
11	NEGOITA Maria	ROU	6 DEC 1986	5	51.96	

	1	2	3
1	SAYERS Goldie 58.02	60.90	
2	STAHL Linda 56.50	57.59	59.65
3	OBBERGFÖLL C 58.92	59.49	x
4	OZOLINA-KOVALE S 53.39	55.44	59.41
5	UTRIAINEN Sanni 57.52	x	58.70
6	MUZE Lina 57.51	x	53.83
7	JELACA Tatjana 57.29	x	52.55
8	HJÁLMSDÓTTIR Ásdís 55.29	52.25	54.54
9	BICET Nora 53.61	x	53.80
10	JUHÁSZ Vanda 53.65	49.15	x
11	NEGOITA Maria 51.02	51.96	48.07

Qualified: qualifying perf. 60.00 (Q) or 12 best performers (q) to the advance to the Final

INTERNET Service: www.european-athletics.org

Timing, Measurement & Data Service by  OMEGA

printed at WED 27 JUN 2012 21:59

Page 25 of 25

INTERNATIONAL PARTNERS



Results Day 2

100m Men

Final

28 JUN 2012 / 19:45

Wind: -0.7 m/s

Rank	Name	Nat	Date of Birth	Lane	Reaction time	Result	
1	LEMAITRE Christophe	FRA	11 JUN 1990	5	0.166	10.09	
2	VICAUT Jimmy	FRA	27 FEB 1992	6	0.161	10.12	SB
3	SAIDY NDURE Jaysuma	NOR	1 JAN 1984	3	0.122	10.17	
4	AIKINES-ARYEETEY Harry	GBR	29 AUG 1988	7	0.146	10.31	
5	SMELYK Serhiy	UKR	19 APR 1987	8	0.149	10.34	
	ARAJIS Ronalds	LAT	29 NOV 1987	2	0.156	DNF	
	SAKALAUŠKAS Rytis	LTU	27 JUN 1987	4	0.474	DNF	R 162.5a
	COLLIO Simone	ITA	27 DEC 1979	1	F1	DQ	R 162.7

400m Men

Semifinal 1/3

28 JUN 2012 / 18:40

Rank	Name	Nat	Date of Birth	Lane	Reaction time	Result	
1	DEÁK-NAGY Marcell	HUN	28 JAN 1992	5	0.165	45.68	Q SB
2	SANFORD Donald	ISR	5 FEB 1987	3	0.192	45.77	Q
3	FONSAT Yannick	FRA	16 JUN 1988	6	0.160	45.78	q
4	MARCINISZYN Marcin	POL	7 SEP 1982	4	0.151	45.88	q
5	EKELUND-ARENANDER Nick	DEN	23 JAN 1989	7	0.207	46.57	
6	VALENTINI Lorenzo	ITA	13 APR 1991	2	0.208	46.96	
7	TESAR Jan	CZE	26 MAR 1990	1	0.163	47.27	
	BOUCKAERT Jente	BEL	15 JAN 1990	8	0.196	DQ	R 163.3a

400m Men

Semifinal 2/3

28 JUN 2012 / 18:48

Rank	Name	Nat	Date of Birth	Lane	Reaction time	Result	
1	VISTALLI Marco	ITA	3 OCT 1987	5	0.160	46.01	Q
2	BUCK Richard	GBR	14 NOV 1986	3	0.172	46.13	Q
3	WISSMAN Johan	SWE	2 DEC 1982	7	0.181	46.35	
4	WIADEREK Piotr	POL	5 FEB 1984	1	0.162	46.45	
5	GÜZEL Mehmet	TUR	20 AUG 1991	6	0.275	46.46	
6	BRAIKOV Krasimir	BUL	17 APR 1985	4	0.161	46.62	
7	BRIONES Roberto	ESP	7 JUL 1983	2	0.186	47.56	
	NEMECEK Daniel	CZE	11 AUG 1991	8	0.186	DQ	R 163.3a

400m Men


Semifinal 3/3

28 JUN 2012 / 18:56

Rank	Name	Nat	Date of Birth	Lane	Reaction time	Result	
1	MASLÁK Pavel	CZE	21 FEB 1991	4	0.177	45.66	Q
2	GREGAN Brian	IRL	31 DEC 1989	6	0.172	45.76	Q
3	LEITIS Janis	LAT	13 APR 1989	5	0.157	45.88	=NR
4	KOZŁOWSKI Kacper	POL	7 DEC 1986	3	0.153	46.54	
5	KRÜGER Eric	GER	21 MAR 1988	8	0.175	46.68	
6	MOSIN Lev	RUS	7 DEC 1992	2	0.165	46.77	
7	GILLET Antoine	BEL	22 MAR 1988	7	0.188	47.15	
8	UJAKPOR Mark	ESP	18 JAN 1987	1	0.157	47.27	

Qualified: First 2 in each heat (Q) and 2 best performers (q) advance to the Final

INTERNET Service: www.european-athletics.org

Timing, Measurement & Data Service by  OMEGA

printed at SAT 30 JUN 2012 23:17

Page 1 of 17

INTERNATIONAL PARTNERS



Results Day 2

800m Men

Semifinal 1/3

28 JUN 2012 / 18:05

Rank	Name	Nat	Date of Birth	Lane	Result
1	REINA Antonio Manuel	ESP	13 JUN 1981	6	1:46.49 Q
2	REPCIK Jozef	SVK	3 AUG 1986	1	1:46.62 Q SB
3	HOLUŠA Jakub	CZE	20 FEB 1988	4	1:46.63 q
4	ROTH Thomas	NOR	11 FEB 1991	2	1:46.88 q PB
5	KEINER Sebastian	GER	22 AUG 1989	7	1:46.91
6	OUALICH Hamid	FRA	26 APR 1988	5	1:47.14
7	DAVYDOV Ihor	UKR	12 NOV 1988	8	1:47.22
8	WARBURTON Gareth	GBR	23 APR 1983	3	1:47.37

Intermediate times: 400m 51.54 WARBURTON Gareth (GBR)
600m 1:18.71 WARBURTON Gareth (GBR)

800m Men

Semifinal 2/3

28 JUN 2012 / 18:13

Rank	Name	Nat	Date of Birth	Lane	Result
1	BOSE Pierre Ambroise	FRA	11 MAY 1992	4	1:46.70 Q
2	BORZAKOVSKIY Yuriy	RUS	12 APR 1981	3	1:46.92 Q
3	LÓPEZ Kevin	ESP	12 JUN 1990	6	1:47.30
4	RUĐOLF Žan	SLO	9 MAY 1993	8	1:47.41
5	LUDOLPH Sören	GER	25 FEB 1988	5	1:48.06
6	KUBISTA Jan	CZE	23 SEP 1990	2	1:48.94
7	KAYFAFA Oleh	UKR	4 APR 1989	1	1:49.61
8	KUPERS Thijmen	NED	4 OCT 1991	7	1:50.37

Intermediate times: 400m 53.95 BOSSE Pierre Ambroise (FRA)
600m 1:20.50 BORZAKOVSKIY Yuriy (RUS)

800m Men

Semifinal 3/3

28 JUN 2012 / 18:21

Rank	Name	Nat	Date of Birth	Lane	Result
1	BUBE Andreas	DEN	13 JUL 1987	5	1:48.48 Q
2	LATHOUWERS Robert	NED	8 JUL 1983	6	1:48.49 Q
3	MOHAMMED Mukhtar	GBR	1 DEC 1990	7	1:48.84
4	RENAUDIE Paul	FRA	2 APR 1990	3	1:48.97
5	MARCO Luis Alberto	ESP	20 AUG 1986	4	1:49.06
6	ZAIZAN Ioan	ROU	21 JUL 1983	1	1:49.91
7	VAN DEN BROECK Jan	BEL	11 MAR 1989	8	1:50.63
8	TUKA Amel	BIH	9 JAN 1991	2	1:51.14

Intermediate times: 400m 54.30 MARCO Luis Alberto (ESP)
600m 1:22.24 MOHAMMED Mukhtar (GBR)

Qualified: First 2 in each heat (Q) and 2 best performers (q) advance to the Final

Results Day 2

**Decathlon
1500m**
28 JUN 2012 / 19:30

Rank	Name	Nat	Date of Birth	Order	Result	Points
1	QUERIN Gaël	FRA	26 JUN 1987	1	4:17.29	830
2	NILSSON Marcus	SWE	3 MAY 1991	12	4:23.79	786
3	FRINGELI Jonas	SUI	12 JAN 1988	9	4:24.93	778
4	DUDAŠ Mihail	SRB	15 NOV 1989	11	4:27.54	761
5	MÜLLER Norman	GER	7 AUG 1985	17	4:28.47	755 SB
6	SHKURENYOV Ilya	RUS	11 JAN 1991	15	4:30.41	742 PB
7	SHUBIANOK Mikalai	BLR	4 MAY 1985	4	4:31.56	734 SB
8	KASYANOV Oleksiy	UKR	26 AUG 1985	5	4:32.66	727
9	RIITMURU Tarmo	EST	31 JAN 1986	7	4:33.50	722
10	BEHRENBRUCH Pascal	GER	19 JAN 1985	19	4:34.02	718 SB
11	OLSON Petter	SWE	14 FEB 1991	16	4:35.13	711
12	DISTELBERGER Dominik	AUT	16 MAR 1990	8	4:37.05	699
13	LÁRUSSON Einar Daði	ISL	10 MAY 1990	3	4:39.38	684
14	HELCELET Adam	CZE	27 OCT 1991	18	4:42.55	664 SB
15	BRYANT Ashley	GBR	17 MAY 1991	6	4:49.16	624
16	ŠEBRLE Roman	CZE	26 NOV 1974	14	4:50.74	614
17	ITANI Sami	FIN	24 MAR 1987	13	4:53.28	599 SB
18	BARREFORS Björn	SWE	27 OCT 1987	2	4:56.97	577
	NOLF Cedric	BEL	18 JUN 1989	10	DNS	

Intermediate times: 400m 1:03.26 NILSSON Marcus (SWE)
800m 2:14.42 NILSSON Marcus (SWE)
1200m 3:28.63 QUERIN Gaël (FRA)

Decathlon
110m Hurdles - Heat 1/3
28 JUN 2012 / 9:00

Wind: -0.5 m/s


Rank	Name	Nat	Date of Birth	Lane	Reaction time	Result	Points
1	SHUBIANOK Mikalai	BLR	4 MAY 1985	7	0.151	14.57	902 SB
2	RIITMURU Tarmo	EST	31 JAN 1986	2	0.181	14.78	876
3	DUDAŠ Mihail	SRB	15 NOV 1989	5	0.173	14.78	876 PB
4	MÜLLER Norman	GER	7 AUG 1985	3	0.162	14.83	870 SB
5	NILSSON Marcus	SWE	3 MAY 1991	6	0.143	16.95	629
	KHARLAMOV Vasilij	RUS	8 JAN 1986	4		DNS	

Decathlon
110m Hurdles - Heat 2/3
28 JUN 2012 / 9:07

Wind: -0.5 m/s

Rank	Name	Nat	Date of Birth	Lane	Reaction time	Result	Points
1	QUERIN Gaël	FRA	26 JUN 1987	6	0.172	14.37	927 SB
2	ŠEBRLE Roman	CZE	26 NOV 1974	8	0.153	14.45	917 SB
3	DISTELBERGER Dominik	AUT	16 MAR 1990	5	0.153	14.61	897 SB
4	OLSON Petter	SWE	14 FEB 1991	4	0.146	14.63	895 R 162.5a
5	LÁRUSSON Einar Daði	ISL	10 MAY 1990	3	0.164	14.72	884
6	NOLF Cedric	BEL	18 JUN 1989	1	0.192	14.79	875
7	ITANI Sami	FIN	24 MAR 1987	7	0.148	14.89	863
8	BRUGGER Mathias	GER	6 AUG 1992	2	0.184	15.07	841

 INTERNET Service: www.european-athletics.org

 Timing, Measurement & Data Service by  OMEGA

printed at SAT 30 JUN 2012 23:17

Page 3 of 17

INTERNATIONAL PARTNERS



Results Day 2

Decathlon

110m Hurdles - Heat 3/3

28 JUN 2012 / 9:14

Wind: +0.2 m/s

Rank	Name	Nat	Date of Birth	Lane	Reaction time	Result	Points
1	BEHRENBRUCH Pascal	GER	19 JAN 1985	7	0.165	14.16	954 SB
2	KASYANOV Oleksiy	UKR	26 AUG 1985	1	0.142	14.23	945
3	HELCELET Adam	CZE	27 OCT 1991	3	0.153	14.24	944
4	SHKURENYOV Ilya	RUS	11 JAN 1991	5	0.176	14.24	944 PB
5	FRINGELI Jonas	SUI	12 JAN 1988	4	0.169	14.64	894
6	LUKYANENKO Artem	RUS	30 JAN 1990	6	0.183	14.66	891
7	BRYANT Ashley	GBR	17 MAY 1991	2	0.200	14.74	881
8	BARREFORS Björn	SWE	27 OCT 1987	8	0.179	14.83	870

400m Hurdles Men

Semifinal 1/3

28 JUN 2012 / 13:15

Rank	Name	Nat	Date of Birth	Lane	Reaction time	Result	
1	BEKRIC Emir	SRB	14 MAR 1991	8	0.223	49.37	Q NR
2	FLEISCHHAUER Georg	GER	21 OCT 1988	4	0.152	49.52	Q SB
3	MÄGI Rasmus	EST	4 MAY 1992	7	0.150	49.54	q NR
4	WOODWARD Nathan	GBR	17 OCT 1989	6	0.196	49.68	q
5	BARR Thomas	IRL	24 JUL 1992	5	0.194	50.22	SB
6	PLAWGO Marek	POL	25 FEB 1981	2	0.150	50.77	
7	PAPADÓPOULOS Spiridon	GRE	25 SEP 1987	1	0.162	51.89	
	PROROK Josef	CZE	16 NOV 1987	3	0.182	DQ	R 163.3a

400m Hurdles Men

Semifinal 2/3

28 JUN 2012 / 13:23

Rank	Name	Nat	Date of Birth	Lane	Reaction time	Result	
1	MELNYKOV Stanislav	UKR	26 FEB 1987	6	0.160	49.72	Q
2	IAKOVÁKIS Periklís	GRE	24 MAR 1979	5	0.206	49.83	Q
3	GIEHL Tobias	GER	25 JUL 1991	3	0.207	49.95	
4	YAKAULEU Mikita	BLR	6 JAN 1989	7	0.177	50.02	PB
5	ANTMANIS Vladimir	RUS	12 MAR 1984	2	0.179	50.25	
6	BARÁK Václav	CZE	22 OCT 1990	4	0.187	50.33	
7	CABELLO Diego	ESP	14 JAN 1988	8	0.200	50.52	
8	GUOGIS Silvestras	LTU	2 MAR 1990	1	0.196	51.15	SB

400m Hurdles Men


Semifinal 3/3

28 JUN 2012 / 13:31

Rank	Name	Nat	Date of Birth	Lane	Reaction time	Result	
1	WILLIAMS Rhys	GBR	27 FEB 1984	4	0.226	49.63	Q
2	CLEMENCEAU Adrien	FRA	25 MAY 1988	3	0.179	49.80	Q SB
3	BULTHEEL Michaël	BEL	30 JUN 1986	6	0.156	49.98	
4	DEREVYAGIN Aleksandr	RUS	24 MAR 1979	7	0.148	50.02	SB
5	PAULA Jorge	POR	8 OCT 1984	5	0.230	50.58	SB
6	HUSSEIN Kariem	SUI	1 APR 1989	8	0.200	50.81	PB
7	BROŽ Michal	CZE	16 JUN 1992	1	0.162	51.35	
8	SAGREDO Javier	ESP	27 MAR 1987	2	0.165	51.66	

Qualified: First 2 in each heat (Q) and 2 best performers (q) advance to the Final

INTERNET Service: www.european-athletics.org

Timing, Measurement & Data Service by  OMEGA

Results Day 2

Decathlon

Pole Vault - Group A

28 JUN 2012 / 12:40

Rank	Name	Nat	Date of Birth	Order	Result	Points
1	RIITMURU Tarmo	EST	31 JAN 1986	7	5.00	910
2	DUDAŠ Mihail	SRB	15 NOV 1989	9	4.80	849
3	KASYANOV Oleksiy	UKR	26 AUG 1985	1	4.80	849
4	SHUBIANOK Mikalai	BLR	4 MAY 1985	8	4.70	819 =PB
5	DISTELBERGER Dominik	AUT	16 MAR 1990	5	4.70	819
6	LÁRUSSON Einar Daði	ISL	10 MAY 1990	2	4.60	790
7	BRYANT Ashley	GBR	17 MAY 1991	11	4.50	760
8	ITANI Sami	FIN	24 MAR 1987	6	4.40	731 SB
	BRUGGER Mathias	GER	6 AUG 1992	10	DNS	
	KHARLAMOV Vasily	RUS	8 JAN 1986	4	DNS	
	LUKYANENKO Artem	RUS	30 JAN 1990	3	DNS	

		3.90	4.00	4.10	4.20	4.30	4.40	4.50	4.60	4.70	4.80	4.90	5.00	5.10
1	RIITMURU Tarmo	-	-	-	-	-	-	-	o	-	o	xo	xo	xxx
2	DUDAŠ Mihail	-	-	-	-	-	-	o	-	xxo	o	xxx		
3	KASYANOV Oleksiy	-	-	-	-	-	-	xo	-	o	xo	r		
4	SHUBIANOK Mikalai	-	-	-	-	-	o	o	o	o	xxx			
5	DISTELBERGER D	-	-	-	-	-	o	-	o	xxo	xxx			
6	LÁRUSSON E	-	-	-	-	xo	o	o	o	xxx				
7	BRYANT Ashley	xo	-	xo	o	xo	xo	o	xxx					
8	ITANI Sami	-	-	o	-	xo	xo	xxx						
	BRUGGER Mathias													
	KHARLAMOV Vasily													
	LUKYANENKO Artem													

Decathlon


Pole Vault - Group B

28 JUN 2012 / 12:40

Rank	Name	Nat	Date of Birth	Order	Result	Points
1	SHKURENYOV Ilya	RUS	11 JAN 1991	7	5.20	972 =PB
2	BEHRENBROUCH Pascal	GER	19 JAN 1985	11	5.00	910 PB
2	QUERIN Gaël	FRA	26 JUN 1987	8	5.00	910 PB
4	ŠEBRLE Roman	CZE	26 NOV 1974	5	4.90	880 SB
5	BARREFORS Björn	SWE	27 OCT 1987	9	4.90	880
6	OLSON Petter	SWE	14 FEB 1991	2	4.80	849
7	HELCELET Adam	CZE	27 OCT 1991	3	4.80	849
8	MÜLLER Norman	GER	7 AUG 1985	10	4.80	849
9	NOLF Cedric	BEL	18 JUN 1989	4	4.60	790
10	FRINGELI Jonas	SUI	12 JAN 1988	1	4.60	790
11	NILSSON Marcus	SWE	3 MAY 1991	6	4.40	731

		3.90	4.00	4.10	4.20	4.30	4.40	4.50	4.60	4.70	4.80	4.90	5.00	5.10	5.20	5.30
1	SHKURENYOV Ilya	-	-	-	-	-	o	-	xo	o	o	o	o	xo	o	xxx
2	BEHRENBROUCH Pascal	-	-	-	-	-	o	-	o	o	o	xo	xxo	r		
2	QUERIN Gaël	-	-	-	-	-	-	xo	-	o	o	o	xxo	xxx		
4	ŠEBRLE Roman	-	-	-	-	-	o	-	o	xxo	xo	xo	-	r		
5	BARREFORS Björn	-	-	-	-	-	o	-	o	o	xo	xxo	xxx			
6	OLSON Petter	-	-	-	-	-	o	-	o	o	o	xxx				
7	HELCELET Adam	-	-	-	-	o	-	xo	o	xo	xo	xxx				
8	MÜLLER Norman	-	-	-	-	-	-	xo	-	xxo	xxo	xxx				
9	NOLF Cedric	-	-	-	-	-	-	xo	o	xxx						
10	FRINGELI Jonas	-	-	-	-	o	xo	xxo	o	xxx						
11	NILSSON Marcus	-	-	xxo	-	o	xxo	r								

INTERNET Service: www.european-athletics.org

Timing, Measurement & Data Service by  OMEGA

printed at SAT 30 JUN 2012 23:17

Page 5 of 17

INTERNATIONAL PARTNERS



Results Day 2

Triple Jump Men

Qualification Group A

28 JUN 2012 / 12:20

Rank	Name	Nat	Date of Birth	Order	Result	
1	DONATO Fabrizio	ITA	14 AUG 1976	5	17.17	Q
2	EL-SHERYF Sheryf	UKR	2 JAN 1989	14	16.91	Q
3	HALEVI Yochai	ISR	10 MAY 1982	4	16.67	q
4	TSIÁMIS Dimitrios	GRE	12 JAN 1982	1	16.55	q
5	PLATNITSKI Dzmitry	BLR	26 AUG 1988	13	16.47	q
6	SAMITOV Ruslan	RUS	11 JUL 1991	10	16.32	
7	ACHIKE Larry	GBR	31 JAN 1975	6	16.25	
8	PÉREZ Lisvany	ESP	24 JAN 1982	8	16.24	
9	ARNOS Zacharias	CYP	24 NOV 1986	11	16.23	
10	TAILLEPIERRE Karl	FRA	13 AUG 1976	7	16.20	
11	OPREA Marian	ROU	6 JUN 1982	3	16.17	
12	MØLLER Anders	DEN	5 SEP 1977	9	15.98	*SB
13	DIMITROV Rumen	BUL	19 SEP 1986	2	15.60	
	DILYS Mantas	LTU	30 MAR 1984	12	NM	

	1	2	3
1	DONATO Fabrizio	17.17 (+2.0)	
2	EL-SHERYF Sheryf	16.91 (+0.8)	
3	HALEVI Yochai	16.67 (+1.5)	16.13 (-1.1)
4	TSIÁMIS Dimitrios	16.55 (-0.5)	15.75 (-1.1) x (+0.2)
5	PLATNITSKI Dzmitry	15.70 (+3.0)	16.47 (+0.7) x (-1.1)
6	SAMITOV Ruslan	15.40 (+1.5)	15.86 (+1.1) 16.32 (+0.6)
7	ACHIKE Larry	15.77 (-0.2)	16.25 (+1.0) 16.13 (+1.0)
8	PÉREZ Lisvany	15.79 (+0.4)	16.24 (+3.0) 16.12 (-0.9)
9	ARNOS Zacharias	16.23 (+1.5)	16.02 (+1.9) 16.02 (-0.6)
10	TAILLEPIERRE Karl	15.10 (+1.7)	15.55 (+0.6) 16.20 (+0.2)
11	OPREA Marian	16.17 (0.0)	x (+1.7) x (+3.3)
12	MØLLER Anders	15.98 (+2.4)	13.23 (+0.9) 15.60 (0.0)
13	DIMITROV Rumen	x (+1.3)	15.12 (-0.6) 15.60 (+0.5)
	DILYS Mantas	x (+0.6)	x (+2.2) x (-1.2)

Triple Jump Men

Qualification Group B

28 JUN 2012 / 12:20

Rank	Name	Nat	Date of Birth	Order	Result	
1	HOFFMANN Karol	POL	1 JUN 1989	11	17.09	Q PB
2	TSAPIK Aliaksei	BLR	4 AUG 1988	9	16.95	Q
3	KARAILIEV Momchil	BUL	21 MAY 1982	7	16.73	q
4	SCHEMBRI Fabrizio	ITA	27 JAN 1981	10	16.58	q
5	ATANASOV Zlatozar	BUL	12 DEC 1989	6	16.58	q
6	POHLE Andreas	GER	6 APR 1981	1	16.54	q
7	FYODOROV Aleksey	RUS	25 MAY 1991	13	16.43	q
8	FLORANT Fabian	NED	1 FEB 1983	2	16.35	SB
9	TAMMENTIE Aleksis	FIN	6 AUG 1986	12	16.32	PB
10	SJUNIN Igor	EST	4 DEC 1990	8	16.24	
11	CALDEIRA Marcos	POR	27 FEB 1988	4	15.95	
12	GRECO Daniele	ITA	1 MAR 1989	3	15.90	
13	DOCAVO Vicente	ESP	13 FEB 1992	5	14.28	

Qualification Group B (cont.)

Qualification Group B		1	2	3
1	HOFFMANN Karol	17.09 (+0.7)		
2	TSAPIK Aliaksei	x (+1.9)	16.95 (+2.2)	
3	KARAILIEV Momchil	16.73 (+0.7)	16.50 (+1.0)	-
4	SCHEMBRI Fabrizio	16.49 (0.0)	16.58 (+1.3)	16.29 (-2.2)
5	ATANASOV Zlatozar	x (+0.6)	15.98 (+0.7)	16.58 (+2.2)
6	POHLE Andreas	x (+2.2)	14.15 (+1.3)	16.54 (+1.8)
7	FYODOROV Aleksey	14.93 (+2.5)	x (-0.2)	16.43 (-0.4)
8	FLORANT Fabian	x (+0.9)	x (-1.0)	16.35 (+0.4)
9	TAMMENTIE Aleksi	16.23 (+0.4)	16.32 (+0.4)	16.15 (-0.1)
10	SJUNIN Igor	16.12 (+1.5)	x (+0.9)	16.24 (+0.6)
11	CALDEIRA Marcos	15.95 (+1.5)	x (+1.4)	x (+1.9)
12	GRECO Daniele	15.90 (-0.3)	x (-1.0)	x (-0.6)
13	DOCAVO Vicente	x (+1.7)	x (+0.4)	14.28 (+1.5)

Qualified: qualifying perf. 16.75 (Q) or 12 best performers (q) to the advance to the Final

Decathlon

Discus - Group A

28 JUN 2012 / 9:45

Rank	Name	Nat	Date of Birth	Order	Result	Points
1	SHUBIANOK Mikalai	BLR	4 MAY 1985	3	43.80	742
2	DUDAŠ Mihail	SRB	15 NOV 1989	6	43.55	737
3	RIITMURU Tarmo	EST	31 JAN 1986	1	42.75	721
4	BRUGGER Mathias	GER	6 AUG 1992	7	41.99	705
5	ITANI Sami	FIN	24 MAR 1987	2	41.20	689
6	MÜLLER Norman	GER	7 AUG 1985	10	41.12	687 SB
7	NILSSON Marcus	SWE	3 MAY 1991	5	40.93	683
8	DISTELBERGER Dominik	AUT	16 MAR 1990	9	38.29	630
9	NOLF Cedric	BEL	18 JUN 1989	11	37.90	622
10	LÁRUSSON Einar Daði	ISL	10 MAY 1990	4	35.95	583
	KHARLAMOV Vasily	RUS	8 JAN 1986	8	DNS	

	1	2	3
1	SHUBIANOK Mikalai 43.80	x	x
2	DUDAŠ Mihail x	41.32	43.55
3	RIITMURU Tarmo x	39.90	42.75
4	BRUGGER Mathias 40.67	41.99	x
5	ITANI Sami 40.23	41.20	x
6	MÜLLER Norman 39.97	39.46	41.12
7	NILSSON Marcus 40.89	40.93	39.48
8	DISTELBERGER D x	28.62	38.29
9	NOLF Cedric 37.90	36.79	37.75
10	LÁRUSSON E 35.95	x	x

Decathlon

Discus - Group B

28 JUN 2012 / 11:05

Rank	Name	Nat	Date of Birth	Order	Result	Points
1	BEHRENBRUCH Pascal	GER	19 JAN 1985	5	48.24	834 PB
2	KASYANOV Oleksiy	UKR	26 AUG 1985	11	47.75	824
3	SHKURENYOV Ilya	RUS	11 JAN 1991	10	44.82	763 PB
4	ŠEBRLE Roman	CZE	26 NOV 1974	9	44.05	747
5	FRINGELI Jonas	SUI	12 JAN 1988	1	40.80	681 SB
6	QUERIN Gaël	FRA	26 JUN 1987	6	40.32	671
7	BRYANT Ashley	GBR	17 MAY 1991	8	39.94	663
8	BARREFORS Björn	SWE	27 OCT 1987	3	39.80	660
9	OLSON Petter	SWE	14 FEB 1991	4	39.41	653
10	HELCELET Adam	CZE	27 OCT 1991	7	39.12	647
11	LUKYANENKO Artem	RUS	30 JAN 1990	2	38.49	634

Results Day 2

Discus - Group B (cont.)

Discus - Group B		1	2	3
1	BEHRENBRUCH Pascal	37.63	46.00	48.24
2	KASYANOV Oleksiy	47.75	47.40	x
3	SHKURENYOV Ilya	42.63	x	44.82
4	ŠEBRLÉ Roman	35.06	44.05	43.90
5	FRINGELI Jonas	x	x	40.80
6	QUERIN Gaël	x	34.38	40.32
7	BRYANT Ashley	38.30	38.37	39.94
8	BARREFORS Björn	39.80	38.39	x
9	OLSON Petter	38.82	x	39.41
10	HELCELET Adam	38.82	x	39.12
11	LUKYANENKO Artem	37.07	38.49	x

Hammer Men

Qualification Group A

28 JUN 2012 / 13:55

Rank	Name	Nat	Date of Birth	Order	Result
1	PARS Krisztián	HUN	18 FEB 1982	11	78.09 Q
2	KARJALAINEN Olli-Pekka	FIN	7 MAR 1980	6	74.54 q
3	ZAGORNIY Aleksey	RUS	31 MAY 1978	2	74.00 q
4	LOMNICKÝ Marcel	SVK	6 JUL 1987	3	73.84 q
5	BORTOLUZZI Jérôme	FRA	20 MAY 1982	12	73.46 q
6	JONS Mattias	SWE	19 NOV 1982	9	72.85 q
7	FIGÈRE Nicolas	FRA	19 MAY 1979	13	72.84
8	HENRIKSEN Eivind	NOR	14 SEP 1990	1	72.54
9	POVEGLIANO Lorenzo	ITA	11 NOV 1984	7	72.47
10	SHAYUNOU Yury	BLR	22 OCT 1987	15	72.18
11	MARTYNYUK Andriy	UKR	25 SEP 1990	5	71.69
12	LINGUA Marco	ITA	4 JUN 1978	4	71.07
13	HAKLITS Andras	CRO	23 SEP 1977	10	69.31
14	STATHELAKOS Konstantinos	CYP	30 DEC 1987	14	68.20
15	COLLAKU Dorian	ALB	2 JUN 1977	16	59.92
	SÖDERBERG David	FIN	11 AUG 1979	8	NM

		1	2	3
1	PARS Krisztián	77.16	x	78.09
2	KARJALAINEN O	74.54	x	x
3	ZAGORNIY Aleksey	72.10	73.55	74.00
4	LOMNICKÝ Marcel	73.84	73.32	x
5	BORTOLUZZI Jérôme	70.29	73.46	x
6	JONS Mattias	71.56	72.85	x
7	FIGÈRE Nicolas	72.84	71.17	x
8	HENRIKSEN Eivind	72.54	x	71.49
9	POVEGLIANO Lorenzo	x	72.47	x
10	SHAYUNOU Yury	x	72.18	72.07
11	MARTYNYUK Andriy	71.48	68.39	71.69
12	LINGUA Marco	x	70.81	71.07
13	HAKLITS Andras	69.31	x	x
14	STATHELAKOS K	68.07	67.30	68.20
15	COLLAKU Dorian	59.44	59.92	x
	SÖDERBERG David	x	x	x

Results Day 2

Hammer Men

Qualification Group B

28 JUN 2012 / 15:10

Rank	Name	Nat	Date of Birth	Order	Result		
1	VIZZONI Nicola	ITA	4 JAN 1973	1	76.42	q	SB
2	SOKYRSKYI Oleksiy	UKR	16 MAR 1985	12	75.35	q	
3	KRYVITSKI Pavel	BLR	17 APR 1984	13	74.39	q	
4	ESSER Markus	GER	3 FEB 1980	7	74.04	q	
5	ZIOLKOWSKI Szymon	POL	1 JUL 1976	11	73.74	q	
6	SVIATOKHA Valery	BLR	20 JUL 1981	8	73.01	q	
7	NÉMETH Kristóf	HUN	17 SEP 1987	3	72.46		
8	POZDNYAKOV Anatoliy	RUS	1 FEB 1987	15	71.79		
9	SEPPÄNEN Tuomas	FIN	16 MAY 1986	5	71.15		
10	CIENFUEGOS Javier	ESP	15 JUL 1990	6	70.91		
11	SOKOLOVS Igors	LAT	17 AUG 1974	9	70.80		
12	BIGOT Quentin	FRA	1 DEC 1992	10	70.78		
13	DRY Mark	GBR	11 OCT 1987	14	70.27		
14	CHARFREITAG Libor	SVK	11 SEP 1977	2	69.65		
15	MELICH Lukáš	CZE	16 SEP 1980	4	68.92		

	1	2	3
1	VIZZONI Nicola 73.99	76.42	74.18
2	SOKYRSKYI Oleksiy 75.35	x	72.56
3	KRYVITSKI Pavel 70.78	x	74.39
4	ESSER Markus 74.04	73.42	x
5	ZIOLKOWSKI Szymon 72.05	x	73.74
6	SVIATOKHA Valery 73.01	x	70.48
7	NÉMETH Kristóf 69.42	71.23	72.46
8	POZDNYAKOV A 69.08	67.84	71.79
9	SEPPÄNEN Tuomas 69.84	70.47	71.15
10	CIENFUEGOS Javier x	70.91	x
11	SOKOLOVS Igors 69.77	x	70.80
12	BIGOT Quentin 68.36	x	70.78
13	DRY Mark 69.32	x	70.27
14	CHARFREITAG Libor x	69.65	x
15	MELICH Lukáš x	68.92	x

Qualified: qualifying perf. 77.50 (Q) or 12 best performers (q) to the advance to the Final

Decathlon


Javelin - Group A

28 JUN 2012 / 16:25

Rank	Name	Nat	Date of Birth	Order	Result	Points
1	BRYANT Ashley	GBR	17 MAY 1991	2	66.71	839
2	DUDAŠ Mihail	SRB	15 NOV 1989	9	59.98	738 PB
3	SHUBIANOK Mikalai	BLR	4 MAY 1985	7	58.51	715 SB
4	ITANI Sami	FIN	24 MAR 1987	1	56.65	688 SB
5	OLSON Petter	SWE	14 FEB 1991	10	56.26	682
6	DISTELBERGER Dominik	AUT	16 MAR 1990	8	55.72	674
7	NILSSON Marcus	SWE	3 MAY 1991	6	54.14	650
8	LÁRUSSON Einar Daði	ISL	10 MAY 1990	5	51.75	615
9	FRINGELI Jonas	SUI	12 JAN 1988	3	51.33	608
	NOLF Cedric	BEL	18 JUN 1989	4	DNS	

	1	2	3
1	BRYANT Ashley 66.71	x	61.12
2	DUDAŠ Mihail 59.12	59.98	59.98
3	SHUBIANOK Mikalai 57.24	53.80	58.51
4	ITANI Sami 51.51	56.65	54.64
5	OLSON Petter 56.26	52.73	-
6	DISTELBERGER D 55.72	53.32	54.11
7	NILSSON Marcus 50.41	54.14	50.24
8	LÁRUSSON E 51.75	44.42	46.87
9	FRINGELI Jonas 51.33	47.80	x
	NOLF Cedric		

INTERNET Service: www.european-athletics.org

Timing, Measurement & Data Service by  OMEGA

Results Day 2

Decathlon

Javelin - Group B

28 JUN 2012 / 17:35

Rank	Name	Nat	Date of Birth	Order	Result	Points
1	BEHRENBRUCH Pascal	GER	19 JAN 1985	4	67.45	851 SB
2	ŠEBRLE Roman	CZE	26 NOV 1974	3	61.78	765
3	HELCELET Adam	CZE	27 OCT 1991	1	61.66	763
4	SHKURENYOV Ilya	RUS	11 JAN 1991	9	56.70	688 SB
5	MÜLLER Norman	GER	7 AUG 1985	7	55.41	669
6	RIITMURU Tarmo	EST	31 JAN 1986	2	54.81	660
7	QUERIN Gaël	FRA	26 JUN 1987	5	53.60	642
8	KASYANOV Oleksiy	UKR	26 AUG 1985	8	52.37	624
9	BARREFORS Björn	SWE	27 OCT 1987	6	49.03	574

	1	2	3
1	BEHRENBRUCH Pascal 67.45	64.45	x
2	ŠEBRLE Roman 60.98	x	61.78
3	HELCELET Adam 61.66	57.24	59.47
4	SHKURENYOV Ilya 52.46	56.70	53.63
5	MÜLLER Norman 55.41	51.02	52.60
6	RIITMURU Tarmo 54.28	x	54.81
7	QUERIN Gaël 50.97	53.60	49.06
8	KASYANOV Oleksiy 52.36	52.37	51.65
9	BARREFORS Björn 45.53	49.03	x

Javelin Men


Final

28 JUN 2012 / 18:45

Rank	Name	Nat	Date of Birth	Order	Result	
1	VESELÝ Vítězslav	CZE	27 FEB 1983	2	83.72	
2	IORDAN Valeriy	RUS	14 FEB 1992	4	83.23	PB
3	MANNIO Ari	FIN	23 JUL 1987	3	82.63	
4	THORKILDSEN Andreas	NOR	1 APR 1982	12	81.55	
5	PYATNYTSYA Oleksandr	UKR	14 JUL 1985	8	81.41	
6	JANIK Igor	POL	18 JAN 1983	10	81.21	
7	AMB Kim	SWE	31 JUL 1990	5	79.03	
8	WALLIN Gabriel	SWE	14 OCT 1981	7	77.18	
9	HÄBER Tino	GER	6 OCT 1982	11	76.11	
10	MÁTAS Risto	EST	30 APR 1984	1	75.85	
11	PITKÄMÄKI Tero	FIN	19 DEC 1982	9	74.89	
12	RAKOCZY Pawel	POL	15 MAY 1987	6	70.93	

	1	2	3	4	5	6
1	VESELÝ Vítězslav 74.04	83.72	74.63	78.61	83.51	77.64
2	IORDAN Valeriy 83.23	x	79.92	-	-	74.63
3	MANNIO Ari 75.93	82.17	x	82.63	x	79.04
4	THORKILDSEN A 81.55	78.12	77.07	r	-	-
5	PYATNYTSYA O 81.41	x	78.81	80.73	80.10	77.25
6	JANIK Igor 79.58	81.21	x	x	79.04	x
7	AMB Kim 77.30	79.03	73.39	67.35	-	-
8	WALLIN Gabriel 71.76	77.18	74.61	73.26	74.43	76.42
9	HÄBER Tino 71.87	76.11	74.25	-	-	-
10	MÁTAS Risto 75.85	72.92	74.48	-	-	-
11	PITKÄMÄKI Tero 74.89	x	74.10	-	-	-
12	RAKOCZY Pawel x	70.93	x	-	-	-

INTERNET Service: www.european-athletics.org

Timing, Measurement & Data Service by  OMEGA

printed at SAT 30 JUN 2012 23:17

Page 10 of 17

INTERNATIONAL PARTNERS



Results Day 2

Decathlon

29 JUN 2012

Rank	Name	Nat	Date of Birth	Order	total	
1	BEHRENBRUCH Pascal	GER	19 JAN 1985	6	8558	PB
2	KASYANOV Oleksiy	UKR	26 AUG 1985	21	8321	
3	SHKURENVOV Ilya	RUS	11 JAN 1991	11	8219	PB
4	DUDAŠ Mihail	SRB	15 NOV 1989	14	8154	PB
5	QUERIN Gaël	FRA	26 JUN 1987	26	8098	PB
6	ŠEBRLE Roman	CZE	26 NOV 1974	22	8052	
7	MÜLLER Norman	GER	7 AUG 1985	4	8003	
8	HELCELET Adam	CZE	27 OCT 1991	10	7998	
9	SHUBIANOK Mikalai	BLR	4 MAY 1985	12	7948	SB
10	OLSON Petter	SWE	14 FEB 1991	2	7771	
11	FRINGELI Jonas	SUI	12 JAN 1988	25	7719	
12	BRYANT Ashley	GBR	17 MAY 1991	3	7668	PB
13	LÁRUSSON Einar Daði	ISL	10 MAY 1990	1	7653	
14	RIITMURU Tarmo	EST	31 JAN 1986	7	7644	
15	DISTELBERGER Dominik	AUT	16 MAR 1990	16	7611	SB
16	BARREFORS Björn	SWE	27 OCT 1987	8	7537	
17	ITANI Sami	FIN	24 MAR 1987	5	7515	SB
18	NILSSON Marcus	SWE	3 MAY 1991	17	7164	
	NOLF Cedric	BEL	18 JUN 1989	9	DNF	
	BRUGGER Mathias	GER	6 AUG 1992	18	DNF	
	LUKYANENKO Artem	RUS	30 JAN 1990	13	DNF	
	KHARLAMOV Vasilij	RUS	8 JAN 1986	23	DNF	
	GEFFROUAIS Florian	FRA	5 DEC 1988	15	DNF	
	MAYER Kevin	FRA	10 FEB 1992	20	DNF	
	ŠARCEVIC Igor	SRB	25 AUG 1984	19	DNF	
	RIETVELD Pelle	NED	4 FEB 1985	24	DNF	

100m Women

Final

28 JUN 2012 / 18:30

Wind: -0.7 m/s

Rank	Name	Nat	Date of Birth	Lane	Reaction time	Result	
1	LALOVA Ivet	BUL	18 MAY 1984	4	0.155	11.28	
2	POVH Olesya	UKR	18 OCT 1987	3	0.146	11.32	
3	GRINCIKAITE Lina	LTU	3 MAY 1987	8	0.148	11.32	SB
4	OKPARAEBE Ezinne	NOR	3 MAR 1988	2	0.153	11.39	
5	BELKINA Olga	RUS	23 AUG 1990	5	0.189	11.42	
6	SAILER Verena	GER	16 OCT 1985	6	0.133	11.42	
7	CIBIS Anne	GER	27 SEP 1985	7	0.150	11.54	
8	LOFAMAKANDA PINTO Tatjana	GER	2 JUL 1992	1	0.164	11.62	


400m Women

Semifinal 1/2

28 JUN 2012 / 17:15

Rank	Name	Nat	Date of Birth	Lane	Reaction time	Result	
1	ZADORINA Kseniya	RUS	2 MAR 1987	4	0.183	51.35	Q SB
2	HJELMER Moa	SWE	19 JUN 1990	3	0.181	51.40	Q NR
3	MCCONNELL Lee	GBR	9 OCT 1978	6	0.224	51.98	Q SB
4	PRYSTUPA Darya	UKR	26 NOV 1987	8	0.243	52.15	q
5	GAYOT Marie	FRA	18 DEC 1989	5	0.186	52.17	
6	BOKESA Aauri Lorena	ESP	14 DEC 1988	1	0.195	52.47	PB
7	SAKA Pinar	TUR	5 NOV 1985	7	0.163	52.84	
8	SPACCA Maria Enrica	ITA	20 MAR 1986	2	0.204	53.02	

INTERNET Service: www.european-athletics.org

Timing, Measurement & Data Service by  OMEGA

printed at SAT 30 JUN 2012 23:17

Page 11 of 17

INTERNATIONAL PARTNERS



Results Day 2

400m Women

Semifinal 2/2

28 JUN 2012 / 17:23

Rank	Name	Nat	Date of Birth	Lane	Reaction time	Result
1	GRENOT Libania	ITA	12 JUL 1983	2	0.169	52.02 Q
2	ZEMLYAK Olha	UKR	16 JAN 1990	5	0.214	52.10 Q
3	USOVICH Ilona	BLR	14 NOV 1982	4	0.179	52.10 Q
4	HURTIS Muriel	FRA	25 MAR 1979	3	0.174	52.13 q
5	CREMER Esther	GER	29 MAR 1988	6	0.158	52.77
6	BARTONICKOVÁ Jitka	CZE	22 DEC 1985	7	0.212	52.78
7	ŠERKŠNIENE Agne	LTU	18 FEB 1988	8	0.212	53.07
	BEDNAREK Agata	POL	28 JUN 1988	1		F1 DQ R 162.7

Qualified: First 3 in each heat (Q) and 2 best performers (q) advance to the Final

800m Women

Semifinal 1/3

28 JUN 2012 / 19:05

Rank	Name	Nat	Date of Birth	Lane	Result
1	ARZHAKOVA Yelena	RUS	8 SEP 1989	7	2:01.28 Q
2	SHARP Lynsey	GBR	11 JUL 1990	4	2:01.88 Q
3	PILIUŠINA Natalija	LTU	22 OCT 1990	6	2:02.12 q PB
4	KOLAROVA Teodora	BUL	29 MAY 1981	3	2:02.45
5	PETLYUK Tetyana	UKR	22 FEB 1982	2	2:04.09
6	LAVRIC Mirela	ROU	17 FEB 1991	5	2:11.61

Intermediate times: 400m 58.80 KOLAROVA Teodora (BUL)
600m 1:30.68 KOLAROVA Teodora (BUL)

800m Women

Semifinal 2/3

28 JUN 2012 / 19:12

Rank	Name	Nat	Date of Birth	Lane	Result
1	ARZAMASAVA Maryna	BLR	17 DEC 1987	6	2:00.54 Q
2	LOBANOVA Liliya	UKR	14 OCT 1985	3	2:01.60 Q
3	SIMPSON Jemma	GBR	10 FEB 1984	7	2:01.64 q
4	FILÁNDRA Eléni	GRE	12 JAN 1984	4	2:02.37
5	BALCIUNAITE Egle	LTU	31 OCT 1988	2	2:05.21
6	TEGENFELDT Viktoria	SWE	27 SEP 1987	5	2:05.74

Intermediate times: 400m 59.15 ARZAMASAVA Maryna (BLR)
600m 1:30.06 ARZAMASAVA Maryna (BLR)

800m Women

Semifinal 3/3


28 JUN 2012 / 19:19

Rank	Name	Nat	Date of Birth	Lane	Result
1	MARACHEVA Irina	RUS	29 SEP 1984	4	2:02.48 Q
2	KLOCOVÁ Lucia	SVK	20 NOV 1983	5	2:02.55 Q
3	AYDIN Merve	TUR	17 MAR 1990	8	2:02.81
4	SETOWSKA-DRYK Ewelina	POL	5 MAR 1980	6	2:04.30
5	MASNÁ Lenka	CZE	22 APR 1985	7	2:05.75
6	SELVENIUS Suvii	FIN	7 JUN 1980	3	2:06.39 SB
	MEADOWS Jennifer	GBR	17 APR 1981	2	DNS

Intermediate times: 400m 1:02.16 MASNÁ Lenka (CZE)
600m 1:33.16 AYDIN Merve (TUR)

Qualified: First 2 in each heat (Q) and 2 best performers (q) advance to the Final

INTERNET Service: www.european-athletics.org

Timing, Measurement & Data Service by  OMEGA

Results Day 2

5000m Women

Final

28 JUN 2012 / 17:35

Rank	Name	Nat	Date of Birth	Order	Result	
1	GOLOVKINA Olga	RUS	17 DEC 1986	7	15:11.70	
2	KOVALENKO Lyudmyla	UKR	26 JUN 1989	11	15:12.03	
3	MOREIRA Sara	POR	17 OCT 1985	20	15:12.05	R 162.5a
4	BLEASDALE Julia	GBR	9 SEP 1981	6	15:12.77	PB
5	BĂRCA Roxana	ROU	22 JUN 1988	5	15:13.40	PB
6	EJJAFINI Nadia	ITA	8 NOV 1977	19	15:16.54	PB
7	KIREYEVA Svetlana	RUS	12 JUN 1987	4	15:19.55	
8	BELETE Almensh	BEL	12 NOV 1985	21	15:22.15	SB
9	ROMAGNOLO Elena	ITA	5 OCT 1982	16	15:24.38	
10	PLÁ Judith	ESP	2 MAY 1978	22	15:27.62	SB
11	KARAKAYA Dudu	TUR	11 NOV 1985	10	15:29.71	
12	BARDELLE Christine	FRA	16 AUG 1974	1	15:33.49	
13	MAVEAU Barbara	BEL	16 FEB 1987	13	15:33.68	
14	ABDULLAYEVA Layes	AZE	29 MAY 1991	8	15:33.88	SB
15	WEISSTEINER Silvia	ITA	13 JUL 1979	15	15:39.23	
16	CLITHEROE Helen	GBR	2 JAN 1974	14	15:49.13	SB
17	KOCK Maren	GER	22 JUN 1990	12	15:52.74	
18	RODRÍGUEZ Lidia	ESP	26 MAY 1986	3	16:07.73	
	CELIK-SUNA Fadime	TUR	25 OCT 1986	17	DNF	
	FISCHER Sabine	SUI	29 JUN 1973	18	DNF	
	LEHTINEN Johanna	FIN	21 FEB 1979	2	DNF	
	TWELL Steph	GBR	17 AUG 1989	9	DNS	

Intermediate times:	1000m	3:04.31	KOVALENKO Lyudmyla (UKR)
	2000m	6:05.76	KOVALENKO Lyudmyla (UKR)
	3000m	9:16.74	BĂRCA Roxana (ROU)
	4000m	12:22.15	MOREIRA Sara (POR)

400m Hurdles Women

Semifinal 1/2

28 JUN 2012 / 10:30

Rank	Name	Nat	Date of Birth	Lane	Reaction time	Result
1	YAROSHCHUK Anna	UKR	24 NOV 1989	6	0.189	54.69 Q PB
2	ROSOLOVÁ Denisa	CZE	21 AUG 1986	5	0.202	54.71 Q
3	CHURAKOVA Yelena	RUS	16 DEC 1986	3	0.191	54.92 Q SB
4	BARR Jessie	IRL	24 JUL 1989	8	0.195	55.93 q PB
5	MATUSINSKA Tina	POL	12 JUL 1988	7	0.174	56.43
6	GENTILI Manuela	ITA	7 FEB 1978	1	0.196	57.03
7	STAIŠIUNAITE Egle	LTU	30 SEP 1988	2	0.206	58.76
8	MOROSANU Angela	ROU	26 JUL 1986	4	0.162	58.96

400m Hurdles Women


Semifinal 2/2

28 JUN 2012 / 10:38

Rank	Name	Nat	Date of Birth	Lane	Reaction time	Result
1	DAVYDOVA Irina	RUS	27 MAY 1988	4	0.207	54.68 Q
2	HEJNOVÁ Zuzana	CZE	19 DEC 1986	3	0.168	55.36 Q
3	OUÉDRAOGO Elodie	BEL	27 FEB 1981	5	0.151	55.77 Q
4	BERGROVÁ Zuzana	CZE	24 NOV 1984	8	0.244	55.78 q PB
5	PETERSEN Sara	DEN	9 APR 1987	6	0.158	56.07
6	BARBOSA Vera	POR	13 JAN 1989	7	0.175	56.58
7	TITIMETS Hanna	UKR	5 MAR 1989	2	0.205	57.26
8	BEESELY Meghan	GBR	15 NOV 1989	1	0.175	57.32

Qualified: First 3 in each heat (Q) and 2 best performers (q) advance to the Final

INTERNET Service: www.european-athletics.org

Timing, Measurement & Data Service by  OMEGA

Results Day 2

3000m Steeplechase Women

Semifinal 1/2

28 JUN 2012 / 11:40

Rank	Name	Nat	Date of Birth	Order	Result
1	SHMIDT Svitlana	UKR	20 MAR 1990	5	9:36.77 Q
2	JELIZAROVA Polina	LAT	1 MAY 1989	3	9:39.92 Q
3	MARTÍN Diana	ESP	1 APR 1981	11	9:40.02 Q
4	GORCHAKOVA Natalya	RUS	17 APR 1983	4	9:40.09 Q
5	CRUZ Clarisse	POR	9 JUL 1978	8	9:40.30 q PB
6	DANEKOVA Silvia	BUL	7 FEB 1983	2	9:42.72 q PB
7	KOUBAA Sanaa	GER	6 JAN 1985	9	9:43.08 q PB
8	ERIKSSON Sandra	FIN	4 JUN 1989	7	9:55.58 q
9	SZLEZAK Matylda	POL	11 JAN 1989	12	9:56.30
10	DEAN Hattie	GBR	2 FEB 1982	6	9:57.00 SB
	DOMÍNGUEZ Marta	ESP	3 NOV 1975	13	DNF
	LEUTERT Astrid	SUI	12 SEP 1987	1	DNF
	USLU Binnaz	TUR	12 MAR 1985	10	DNF

Intermediate times: 1000m 3:12.92 GORCHAKOVA Natalya (RUS)
2000m 6:28.78 CRUZ Clarisse (POR)

3000m Steeplechase Women

Semifinal 2/2

28 JUN 2012 / 11:55

Rank	Name	Nat	Date of Birth	Order	Result
1	MINGIR Gülcan	TUR	21 MAY 1989	7	9:32.39 Q
2	MÖLDNER-SCHMIDT Antje	GER	13 JUN 1984	5	9:33.47 Q
3	KRAUSE Gesa-Felicitas	GER	3 AUG 1992	13	9:35.86 Q
4	KHARLAMOVA Lyubov	RUS	2 MAR 1981	3	9:39.53 Q
5	BOBOCEL Ancuta	ROU	3 OCT 1987	11	9:40.88 q
6	REILLY Stephanie	IRL	23 FEB 1978	12	9:44.15 q SB
7	FUENTES-PILA Zulema	ESP	25 MAY 1977	10	9:54.16 q
8	MARTINELLI Giulia	ITA	16 JUN 1991	2	9:57.19
9	ŽUSINAITE Vaida	LTU	13 JAN 1988	1	9:58.37 PB
10	ROCHA Carla Salomé	POR	25 APR 1990	8	10:02.00
11	KAYA Özlem	TUR	20 APR 1990	9	10:11.69
12	SHATALOVA Mariya	UKR	3 MAR 1989	6	10:15.69
	KUDZELICH Sviatlana	BLR	7 MAY 1987	4	DQ R 163.3b

Intermediate times: 1000m 3:11.51 KHARLAMOVA Lyubov (RUS)
2000m 6:22.77 MÖLDNER-SCHMIDT Antje (GER)

Qualified: First 4 in each heat (Q) and 7 best performers (q) advance to the Final


High Jump Women

Final

28 JUN 2012 / 17:45

Rank	Name	Nat	Date of Birth	Order	Result
1	BEITIA Ruth	ESP	1 APR 1979	4	1.97 =SB
2	ANGELSEN Tonje	NOR	17 JAN 1990	3	1.97 PB
3	GORDEYEVA Irina	RUS	9 OCT 1986	11	1.92
3	GREEN TREGARO Emma	SWE	8 DEC 1984	1	1.92 SB
3	HOLOSHA Olena	UKR	26 JAN 1982	10	1.92
6	AYHAN Burcu	TUR	3 MAY 1990	7	1.92 =SB
6	MELFORT Mélanie	FRA	8 NOV 1982	6	1.92 SB
8	DEMIREVA Mirela	BUL	28 SEP 1989	8	1.92 =PB
9	PALŠYTE Airine	LTU	13 JUL 1992	9	1.89
10	JUNGMARK Ebba	SWE	10 MAR 1987	2	1.85
11	STERYIOU Adonia	GRE	7 JUL 1985	5	1.80
12	VENEVA-MATEEVA Venelina	BUL	13 JUN 1974	12	1.80

INTERNET Service: www.european-athletics.org

Timing, Measurement & Data Service by  OMEGA

printed at SAT 30 JUN 2012 23:17

Page 14 of 17

Results Day 2

Final (cont.)

Final		1.80	1.85	1.89	1.92	1.95	1.97	1.99
1	BEITIA Ruth	-	o	-	o	o	xxo	xxx
2	ANGELSEN Tonje	o	o	xo	o	o	xxo	xxx
3	GORDEYEVA Irina	o	o	o	o	xxx		
3	GREEN TREGARO Emma	-	o	o	o	xxx		
3	HOLOSHA Olena	o	o	o	o	xxx		
6	AYHAN Burcu	o	xo	xo	o	xxx		
6	MELFORT Mélanie	o	o	xxo	o	xxx		
8	DEMIREVA Mirela	o	o	o	xxo	xxx		
9	PALŠYTE Airine	o	o	xo	xx-	x		
10	JUNGMARK Ebba	o	o	xxx				
11	STERYIOU Adonía	o	xxx					
12	VENEVA-MATEEVA V	xo	xxx					

Pole Vault Women

Qualification Group A

28 JUN 2012 / 9:05

Rank	Name	Nat	Date of Birth	Order	Result
1	PTÁČNÍKOVÁ Jirina	CZE	20 MAY 1986	10	4.45 Q
2	STRUTZ Martina	GER	4 NOV 1981	14	4.40 q
3	KIRYASHOVA Aleksandra	RUS	21 AUG 1985	5	4.40 q
3	SHVEDOVA Anastasiya	BLR	3 MAY 1979	9	4.40 q SB
3	STEFANIDI Ekaterini	GRE	4 FEB 1990	2	4.40 q
6	BOSLAK Vanessa	FRA	11 JUN 1982	1	4.40 q
7	SCHWARTZ Jillian	ISR	19 SEP 1979	12	4.40 q SB
8	BENGTSSON Angelica	SWE	8 JUL 1993	11	4.40 q
8	RYZIH Lisa	GER	27 SEP 1988	3	4.40 q
10	NIKKANEN Minna	FIN	9 APR 1988	6	4.25
11	HOLM Caroline Bonde	DEN	19 JUL 1990	7	4.15
12	PINERO Anna María	ESP	15 JAN 1986	4	4.15
13	REULAND Gina	LUX	28 AUG 1992	13	3.80
	BÜCHLER Nicole	SUI	17 DEC 1983	8	NM

	3.80	3.95	4.05	4.15	4.25	4.35	4.40	4.45
1	PTÁČNÍKOVÁ Jirina	-	-	-	-	o	-	o
2	STRUTZ Martina	-	-	-	o	o	o	x
3	KIRYASHOVA A	-	-	-	xo	o	o	x
3	SHVEDOVA A	-	-	-	o	xo	o	x
3	STEFANIDI E	-	-	o	xo	o	o	x
6	BOSLAK Vanessa	-	-	-	o	xo	xo	x
7	SCHWARTZ Jillian	-	-	-	xo	o	xxo	xo
8	BENGTSSON Angelica	-	-	-	o	xo	o	xxo
8	RYZIH Lisa	-	-	-	-	xo	xxo	x
10	NIKKANEN Minna	-	-	xxo	-	xxo	xxx	
11	HOLM C	-	-	xo	o	xxx		
12	PINERO Anna María	-	xo	-	xxo	xxx		
13	REULAND Gina	xo	xxx	-				
	BÜCHLER Nicole	-	-	-	xxx			

Results Day 2

Pole Vault Women

Qualification Group B

28 JUN 2012 / 9:05

Rank	Name	Nat	Date of Birth	Order	Result
1	SAVCHENKO Anastasiya	RUS	15 NOV 1989	1	4.40 q
1	SPIEGELBURG Silke	GER	17 MAR 1986	11	4.40 q
3	KIRIAKOPOÚLOU Nikolía	GRE	21 MAR 1986	15	4.40 q
4	LEDÁKI Stélla-Iró	GRE	18 JUL 1988	10	4.35
4	PYREK Monika	POL	11 AUG 1980	8	4.35
6	MAZURYK Nataliya	UKR	5 MAR 1983	9	4.35
7	PENA Tori	IRL	30 JUL 1987	7	4.35
8	TAVARES Maria Eleonor	POR	24 SEP 1985	14	4.25
9	MALÁCOVÁ Romana	CZE	15 MAY 1987	12	4.25
10	LARSÅSEN Cathrine	NOR	5 DEC 1986	6	4.15
10	PEAKE Sally	GBR	8 FEB 1986	4	4.15
12	ŠUTEJ Tina	SLO	7 NOV 1988	5	4.15
13	AGIRRE Naroa	ESP	15 MAY 1979	2	4.05
14	DAHLSTRÖM Malin	SWE	26 AUG 1989	13	3.95
15	VAHER Lembi	EST	11 FEB 1987	3	3.95 =SB

	3.80	3.95	4.05	4.15	4.25	4.35	4.40	4.45
1 SAVCHENKO A	-	-	-	-	o	-	o	xxx
1 SPIEGELBURG Silke	-	-	-	-	-	-	o	xxx
3 KIRIAKOPOÚLOU N	-	-	-	-	xo	o	o	xxx
4 LEDÁKI Stélla-Iró	-	-	o	o	o	o	xxx	
4 PYREK Monika	-	-	-	-	o	-	o	xxx
6 MAZURYK Nataliya	-	-	-	o	xo	xo	xxx	
7 PENNA Tori	-	-	-	o	o	xxo	xxx	
8 TAVARES M	-	o	o	xo	o	xxx		
9 MALÁCOVÁ Romana	-	-	o	xo	xo	xxx		
10 LARSÅSEN Cathrine	-	-	o	o	xxx			
10 PEAKE Sally	-	o	o	o	xxx			
12 ŠUTEJ Tina	-	-	xxo	xxo	xxx			
13 AGIRRE Naroa	o	-	xo	xxx				
14 DAHLSTRÖM Malin	-	o	-	xxx				
15 VAHER Lembi	o	xxo	xxx					

Qualified: qualifying perf. 4.45 (Q) or 12 best performers (q) to the advance to the Final


Long Jump Women

Final

28 JUN 2012 / 17:25

Rank	Name	Nat	Date of Birth	Order	Result
1	LESUEUR Éloyse	FRA	15 JUL 1988	5	6.81 SB
2	SUDARAVA Volha	BLR	22 FEB 1984	3	6.74
3	RENSTRØM Margrethe	NOR	21 MAR 1985	10	6.67 SB
4	TAROU MOGUENARA Sosthene	GER	17 OCT 1989	11	6.66
5	MEY Karen Melis	TUR	31 MAY 1984	9	6.63
6	RADEVICA Ineta	LAT	13 JUL 1981	12	6.55
7	PUSTERLA Irène	SUI	21 JUN 1988	7	6.53
8	BAUSCHKE Melanie	GER	14 JUL 1988	6	6.50
9	DENYAYEVA Svetlana	RUS	12 MAY 1991	8	6.40
10	VELDÁKOVÁ Jana	SVK	3 JUN 1981	4	6.31
11	MONTANER Concepción	ESP	14 JAN 1981	1	6.26
	TVERDOHLIB Marharyta	UKR	2 JUN 1991	2	NM

INTERNET Service: www.european-athletics.org

Timing, Measurement & Data Service by  OMEGA

printed at SAT 30 JUN 2012 23:17

Page 16 of 17

INTERNATIONAL PARTNERS



Results Day 2

Final (cont.)

Final		1	2	3	4	5	6
1	LESUEUR Éloyse	6.81 (+0.5)	x (-0.1)	3.61 (-1.1)	6.57 (+0.5)	x (+0.5)	x (+1.3)
2	SUDARAVA Volha	6.59 (+0.8)	6.51 (-0.5)	x (-1.3)	6.38 (-0.4)	6.74 (+0.6)	6.51 (+1.5)
3	RENSTRØM Margrethe	x (+0.2)	x (+0.7)	6.51 (-0.3)	x (-1.0)	6.67 (+1.2)	x (+0.7)
4	TAROUIM MOGUENARA S	6.59 (-0.2)	x (+1.3)	6.53 (+0.2)	6.57 (+0.4)	6.48 (+0.6)	6.66 (+0.7)
5	MEY Karen Melis	6.60 (+0.1)	6.51 (+0.3)	6.41 (-0.2)	x (+1.2)	6.62 (+0.5)	6.63 (+0.8)
6	RADEVICA Ineta	6.43 (-0.5)	x (+0.5)	6.55 (-0.6)	x (-0.8)	6.49 (-0.2)	6.33 (+1.0)
7	PUSTERLA Irène	6.53 (+0.9)	6.50 (-0.1)	4.96 (-0.8)	6.32 (-0.9)	6.40 (+0.7)	6.25 (+0.6)
8	BAUSCHKE Melanie	6.50 (-0.1)	x (-0.9)	6.36 (-1.3)	6.47 (+0.5)	6.34 (+1.4)	6.39 (+0.5)
9	DENYAYEVA Svetlana	6.40 (+0.3)	x (+0.5)	6.33 (-0.1)			
10	VELDÁKOVÁ Jana	6.16 (-0.1)	x (-0.6)	6.31 (-0.6)			
11	MONTANER C	x (+0.1)	6.07 (-1.8)	6.26 (-0.6)			
	TVERDOHLIB M	x (+0.6)	x (-0.3)	x (-0.2)			

Shot Put Women

Qualification Group A

28 JUN 2012 / 12:30

Rank	Name	Nat	Date of Birth	Order	Result
1	TARASOVA Irina	RUS	15 APR 1987	4	18.31 Q
2	SCHWANITZ Christina	GER	24 DEC 1985	5	17.92 Q
3	MAVRODIEVA Radoslava	BUL	13 MAR 1987	7	17.55 Q
4	MÁRTON Anita	HUN	15 JAN 1989	8	17.30 q
5	GUBA Paulina	POL	14 MAY 1991	3	17.29 q
6	HELTNE Anca	ROU	1 JAN 1978	1	16.70 q
7	NICOLETTI Julaika	ITA	20 MAR 1988	9	15.94
8	MUCHKAEV Annastasia	ISR	18 JUL 1991	2	15.83
9	HELIN Suvi	FIN	10 MAY 1985	6	15.05

	1	2	3
1	TARASOVA Irina 18.31		
2	SCHWANITZ C x	17.92	
3	MAVRODIEVA R 17.55		
4	MÁRTON Anita 16.69	16.74	17.30
5	GUBA Paulina 16.63	17.29	16.80
6	HELTNE Anca 16.00	16.70	16.33
7	NICOLETTI Julaika x	15.94	x
8	MUCHKAEV A 14.37	x	15.83
9	HELIN Suvi 14.69	14.73	15.05

Shot Put Women

Qualification Group B


28 JUN 2012 / 12:30

Rank	Name	Nat	Date of Birth	Order	Result
1	KLEINERT Nadine	GER	20 OCT 1975	8	18.65 Q
2	TERLECKI Josephine	GER	17 FEB 1986	3	18.22 Q
3	ROSA Chiara	ITA	28 JAN 1983	9	17.89 Q
4	CÉRIVAL Jessica	FRA	20 JAN 1982	4	17.15 q
5	ENGMAN Helena	SWE	16 JUN 1976	7	16.88 q
6	SKUJYTE Austra	LTU	12 AUG 1979	2	16.73 q
7	RUIZ Úrsula	ESP	11 AUG 1983	5	16.39
8	FRANCIS Eden	GBR	19 OCT 1988	6	16.35
9	MUZARIC Valentina	CRO	23 JUL 1992	1	15.33

	1	2	3
1	KLEINERT Nadine 18.65		
2	TERLECKI Josephine x	18.22	
3	ROSA Chiara 17.89		
4	CÉRIVAL Jessica 16.99	16.75	17.15
5	ENGMAN Helena 16.88	x	x
6	SKUJYTE Austra 15.68	16.22	16.73
7	RUIZ Úrsula 16.35	16.24	16.39
8	FRANCIS Eden 15.83	x	16.35
9	MUZARIC Valentina 14.55	x	15.33

Qualified: qualifying perf. 17.40 (Q) or 12 best performers (q) to the advance to the Final

INTERNET Service: www.european-athletics.org

Timing, Measurement & Data Service by  OMEGA

printed at SAT 30 JUN 2012 23:17

Page 17 of 17

INTERNATIONAL PARTNERS



200m Men
Round 1 Heat 1/5
29 JUN 2012 / 12:30

Wind: -0.3 m/s

Rank	Name	Nat	Date of Birth	Lane	Reaction time	Result	
1	BORLÉE Jonathan	BEL	22 FEB 1988	7	0.151	20.61	Q
2	BASSAW Ben	FRA	9 JUL 1989	4	0.202	20.73	Q
3	MARANI Diego	ITA	27 APR 1990	6	0.181	20.89	Q
4	HORTELANO Bruno	ESP	18 SEP 1991	8	0.170	21.08	Q
5	LINNIK Aliaksandr	BLR	28 JAN 1991	2	0.162	21.20	q
	CHOUHAL Rachid	MLT	14 FEB 1975	5	0.147	DQ	R 163.3a
	SMELYK Serhiy	UKR	19 APR 1987	3	F ¹	DQ	R 162.7

200m Men
Round 1 Heat 2/5
29 JUN 2012 / 12:38

Wind: -1.1 m/s

Rank	Name	Nat	Date of Birth	Lane	Reaction time	Result	
1	MARTINA Churandy	NED	3 JUL 1984	6	0.177	20.74	Q
2	WILSON Alex	SUI	19 SEP 1990	5	0.157	20.75	Q
3	DE OLIVEIRA Nil	SWE	3 SEP 1986	4	0.172	20.78	Q =PB
4	ERNST Sebastian	GER	11 OCT 1984	7	0.160	20.96	Q
5	ŠULC Vojtech	CZE	12 OCT 1986	2	0.160	21.17	q
6	CÎMPEANU Catalin	ROU	10 MAR 1985	8	0.151	21.37	
7	ŽUMER Jan	SLO	9 JUN 1982	3	0.163	21.50	

200m Men
Round 1 Heat 3/5
29 JUN 2012 / 12:46

Wind: -0.5 m/s


Rank	Name	Nat	Date of Birth	Lane	Reaction time	Result	
1	VAN LUIJK Patrick	NED	17 SEP 1984	6	0.158	20.78	Q
2	CLARKE Chris	GBR	25 JAN 1990	8	0.175	20.83	Q
3	MANENTI Davide	ITA	16 APR 1989	5	0.160	20.84	Q
4	KREMENSKI Petar	BUL	14 JAN 1991	7	0.181	21.03	Q
5	ABRANTES Arnaldo	POR	27 NOV 1986	4	0.153	21.24	q
6	HALDNER Fabian	LIE	18 MAR 1992	2	0.178	23.32	
	COLVERT Steven	IRL	24 AUG 1990	3	0.154	DQ	R 163.3a

200m Men
Round 1 Heat 4/5
29 JUN 2012 / 12:54

Wind: -0.1 m/s

Rank	Name	Nat	Date of Birth	Lane	Reaction time	Result	
1	TSÁKONAS Likoúrgos-Stéfanos	GRE	8 MAR 1990	5	0.151	20.73	Q
2	HESSION Paul	IRL	27 JAN 1983	7	0.160	20.75	Q SB
3	KNIPPHALS Sven	GER	20 SEP 1985	2	0.150	20.94	Q
4	ÅSTRAND Jonathan	FIN	9 SEP 1985	3	0.165	21.20	Q
5	KIRILOV Kiril	BUL	2 JUL 1983	6	0.179	21.45	
	BODROV Igor	UKR	9 JUL 1987	4	0.160	DQ	R 163.3a

 INTERNET Service: www.european-athletics.org

 Timing, Measurement & Data Service by  **OMEGA**

printed at FRI 29 JUN 2012 22:41

Page 1 of 18

INTERNATIONAL PARTNERS



200m Men
Round 1 Heat 5/5
29 JUN 2012 / 13:02

Wind: +0.4 m/s

Rank	Name	Nat	Date of Birth	Lane	Reaction time	Result	
1	TALBOT Daniel	GBR	1 MAY 1991	3	0.193	20.82	Q
2	KRYNSKI Kamil	POL	12 MAY 1987	6	0.165	20.88	Q
3	NIIT Marek	EST	9 AUG 1987	7	0.214	20.93	Q SB
4	SCHENKEL Reto	SUI	28 APR 1988	2	0.146	20.96	Q
5	KHYUTTE Aleksandr	RUS	29 SEP 1988	8	0.164	21.27	q
6	FELLER Jerrel	NED	9 JUN 1987	4	0.156	21.32	R 162.5a
7	TORRES Jerai	GIB	25 MAY 1994	5	0.187	22.31	PB

Qualified: First 4 in each heat (Q) and 4 best performers (q) advance to the Semifinals

200m Men
Semifinal 1/3
29 JUN 2012 / 20:25

Wind: -0.3 m/s

Rank	Name	Nat	Date of Birth	Lane	Reaction time	Result	
1	MARTINA Churandy	NED	3 JUL 1984	4	0.154	20.63	Q
2	CLARKE Chris	GBR	25 JAN 1990	6	0.176	20.90	Q
3	BASSAW Ben	FRA	9 JUL 1989	5	0.235	20.91	
4	KNIPPHALS Sven	GER	20 SEP 1985	8	0.166	20.92	
5	KRYNSKI Kamil	POL	12 MAY 1987	3	0.169	20.93	
6	SCHENKEL Reto	SUI	28 APR 1988	7	0.162	21.05	
7	LINNIK Aliaksandr	BLR	28 JAN 1991	1	0.150	21.43	
	ŠULC Vojtech	CZE	12 OCT 1986	2		DQ	R 162.7

200m Men
Semifinal 2/3
29 JUN 2012 / 20:33

Wind: -0.1 m/s

Rank	Name	Nat	Date of Birth	Lane	Reaction time	Result	
1	TALBOT Daniel	GBR	1 MAY 1991	5	0.193	20.69	Q
2	DE OLIVEIRA Nii	SWE	3 SEP 1986	3	0.148	20.83	Q
3	MARANI Diego	ITA	27 APR 1990	8	0.158	20.83	q
4	HESSION Paul	IRL	27 JAN 1983	4	0.155	20.84	q
5	ERNST Sebastian	GER	11 OCT 1984	7	0.163	20.91	
6	ÅSTRAND Jonathan	FIN	9 SEP 1985	2	0.158	21.27	
7	ABRANTES Arnaldo	POR	27 NOV 1986	1	0.154	21.36	
	TSAKONAS Likourgos-Stéfanos	GRE	8 MAR 1990	6	0.154	DQ	R 163.3a


200m Men
Semifinal 3/3
29 JUN 2012 / 20:41

Wind: -1.7 m/s

Rank	Name	Nat	Date of Birth	Lane	Reaction time	Result	
1	VAN LUIJK Patrick	NED	17 SEP 1984	6	0.170	20.68	Q
2	BORLÉE Jonathan	BEL	22 FEB 1988	3	0.169	20.74	Q
3	WILSON Alex	SUI	19 SEP 1990	4	0.149	20.87	
4	MANENTI Davide	ITA	16 APR 1989	5	0.159	21.07	
5	KREMENSKI Petar	BUL	14 JAN 1991	7	0.171	21.08	
6	HORTELANO Bruno	ESP	18 SEP 1991	2	0.180	21.35	
7	NIIT Marek	EST	9 AUG 1987	8	0.190	21.44	
	KHYUTTE Aleksandr	RUS	29 SEP 1988	1		DNS	

Qualified: First 2 in each heat (Q) and 2 best performers (q) advance to the Final

INTERNET Service: www.european-athletics.org

 Timing, Measurement & Data Service by  **OMEGA**

printed at FRI 29 JUN 2012 22:41

Page 2 of 18

400m Men

Final 29 JUN 2012 / 21:25

Rank	Name	Nat	Date of Birth	Lane	Reaction time	Result
1	MASLÁK Pavel	CZE	21 FEB 1991	4	0.166	45.24
2	DEÁK-NAGY Marcell	HUN	28 JAN 1992	3	0.175	45.52
3	FONSAT Yannick	FRA	16 JUN 1988	1	0.170	45.82
4	SANFORD Donald	ISR	5 FEB 1987	7	0.189	45.91
5	BUCK Richard	GBR	14 NOV 1986	8	0.184	45.92
6	GREGAN Brian	IRL	31 DEC 1989	5	0.189	46.04
7	MARCINISZYN Marcin	POL	7 SEP 1982	2	0.179	46.46
8	VISTALLI Marco	ITA	3 OCT 1987	6	0.185	4:04.20

800m Men

Final 29 JUN 2012 / 19:40

Rank	Name	Nat	Date of Birth	Lane	Result
1	BORZAKOVSKIY Yuriy	RUS	12 APR 1981	7	1:48.61
2	BUBE Andreas	DEN	13 JUL 1987	6	1:48.69
3	BOSSE Pierre Ambroise	FRA	11 MAY 1992	4	1:48.83
4	REINA Antonio Manuel	ESP	13 JUN 1981	5	1:48.98
5	HOLUŠA Jakub	CZE	20 FEB 1988	8	1:48.99
6	LATHOUWERS Robert	NED	8 JUL 1983	3	1:49.22
7	REPCIK Jozef	SVK	3 AUG 1986	1	1:49.42
8	ROTH Thomas	NOR	11 FEB 1991	2	1:49.54

Intermediate times: 400m 55.17 BOSSE Pierre Ambroise (FRA)
600m 1:22.79 BOSSE Pierre Ambroise (FRA)

400m Hurdles Men

Final 29 JUN 2012 / 22:05

Rank	Name	Nat	Date of Birth	Lane	Reaction time	Result
1	WILLIAMS Rhys	GBR	27 FEB 1984	5	0.235	49.33
2	BEKRIC Emir	SRB	14 MAR 1991	6	0.160	49.49
3	MELNYKOV Stanislav	UKR	26 FEB 1987	4	0.188	49.69
4	CLEMENCEAU Adrien	FRA	25 MAY 1988	7	0.178	49.70
5	MÁGI Rasmus	EST	4 MAY 1992	1	0.210	50.01
6	FLEISCHHAUER Georg	GER	21 OCT 1988	3	0.163	50.11
7	WOODWARD Nathan	GBR	17 OCT 1989	2	0.182	50.20
8	IAKOVÁKIS Periklis	GRE	24 MAR 1979	8	0.238	50.57

Results Day 3

3000m Steeplechase Men

Final 29 JUN 2012 / 19:05

Rank	Name	Nat	Date of Birth	Order	Result
1	MEKHISSI-BENABBAD Mahiedine	FRA	15 MAR 1985	1	8:33.23
2	AKDAG Tarik Langat	TUR	16 JUN 1988	15	8:35.24
3	GARCÍA Víctor	ESP	13 MAR 1985	14	8:35.87
4	GEZZAR Nordine	FRA	17 FEB 1980	11	8:36.98
5	MERZOUGHİ Abdelaziz	ESP	30 AUG 1991	13	8:38.58
6	PARSZCZYNSKI Lukasz	POL	4 MAY 1985	5	8:38.76
7	FLORIANI Yuri	ITA	25 DEC 1981	12	8:39.22
8	ZALEWSKI Krystian	POL	11 APR 1989	3	8:39.35
9	DUVAR Hakan	TUR	21 AUG 1990	10	8:40.05
10	ULICZKA Steffen	GER	17 JUL 1984	8	8:41.53
11	LUCHIANOV Ion	MDA	31 JAN 1981	4	8:42.06
12	OSLIZLO Lukasz	POL	14 MAY 1989	7	8:44.51
13	NASTI Patrick	ITA	30 AUG 1989	6	8:48.37
14	JIMÉNEZ Antonio Dávid	ESP	18 FEB 1977	2	8:53.30
15	KIVISTIK Kaur	EST	29 APR 1991	9	8:58.02

Intermediate times: 1000m 2:59.48 GARCÍA Víctor (ESP)
2000m 5:57.21 AKDAG Tarik Langat (TUR)


High Jump Men

Final 29 JUN 2012 / 18:40

Rank	Name	Nat	Date of Birth	Order	Result
1	GRABARZ Robbie	GBR	3 OCT 1987	8	2.31
2	STANYS Raivydas	LTU	3 FEB 1987	10	2.31
3	HANANY Mickaël	FRA	25 MAR 1983	1	2.28
4	MUDROV Sergey	RUS	8 SEP 1990	4	2.28
5	TAMBERI Gianmarco	ITA	1 JUN 1992	7	2.24
6	KABELKA Michal	SVK	4 FEB 1985	6	2.24
6	KIECANA Szymon	POL	26 MAR 1989	9	2.24
8	BÁBA Jaroslav	CZE	2 SEP 1984	12	2.24
8	DONISAN Mihai	ROU	24 JUL 1988	2	2.24
10	ONNEN Eike	GER	3 AUG 1982	5	2.20
11	BONDARENKO Bohdan	UKR	30 AUG 1989	11	2.15
	ONI Samson	GBR	25 JUN 1981	3	NM

	2.15	2.20	2.24	2.28	2.31	2.33
1	GRABARZ Robbie	-	-	o	o	xo xxx
2	STANYS Raivydas	o	xxo	o	xo	xo xxx
3	HANANY Mickaël	o	o	o	xxo	xxf
4	MUDROV Sergey	o	o	xo	xxo	xxx
5	TAMBERI Gianmarco	o	o	o	xxx	
6	KABELKA Michal	o	xo	o	xxx	
6	KIECANA Szymon	o	xo	o	xxx	
8	BÁBA Jaroslav	o	o	xo	xx-	x
8	DONISAN Mihai	o	o	xo	xxx	
10	ONNEN Eike	o	xo	xxx		
11	BONDARENKO Bohdan	xo	-	xxx		
	ONI Samson	-	xxx			

INTERNET Service: www.european-athletics.org

Timing, Measurement & Data Service by  OMEGA

printed at FRI 29 JUN 2012 22:41

Page 4 of 18

INTERNATIONAL PARTNERS



Results Day 3

Long Jump Men

Qualification Group A

29 JUN 2012 / 13:50

Rank	Name	Nat	Date of Birth	Order	Result
1	BAYER Sebastian	GER	11 JUN 1986	12	8.34 Q
2	MÉLIZ Luis Felipe	ESP	11 AUG 1979	2	8.06 Q SB
3	JENSEN Morten	DEN	2 DEC 1982	8	8.06 Q SB
4	JEGEDE Jj	GBR	3 OCT 1985	6	8.01 q SB 25.5
5	EVILÄ Tommi	FIN	6 APR 1980	10	8.01 q =SB
6	OLLIKAINEN Roni	FIN	27 AUG 1990	5	8.00 q
7	SDIRI Salim	FRA	26 OCT 1978	1	7.96 q
8	JASZCZUK Tomasz	POL	9 MAR 1992	14	7.94 q
9	PETROV Aleksandr	RUS	19 AUG 1986	17	7.81
10	NOVOTNÝ Roman	CZE	5 JAN 1986	15	7.80
11	PAHLEVANYAN Vardan	ARM	27 FEB 1988	9	7.67
12	TSÁKONAS Yeóryios	GRE	22 JAN 1988	19	7.64
13	ERIN Frédéric	FRA	23 APR 1980	11	7.53
14	KASK Rain	EST	11 JUN 1991	13	7.50 =PB
15	TORFASON Kristinn	ISL	31 AUG 1984	3	7.49
16	DRAGOJE Rajkovic	MNE	19 JUN 1984	7	6.34
	MYKOLAITIS Povilas	LTU	22 FEB 1983	4	NM
	OTTERLING Andreas	SWE	25 MAY 1986	16	NM
	PRUGOVECKI Marko	CRO	1 JAN 1987	18	NM

	1	2	3
1	BAYER Sebastian 8.34 (+2.4)		
2	MÉLIZ Luis Felipe 7.80 (+0.1)	8.06 (0.0)	
3	JENSEN Morten x (+0.6)	x (+0.6)	8.06 (+0.3)
4	JEGEDE Jj 7.77 (+0.2)	x (+1.2)	8.01 (+1.1)
5	EVILÄ Tommi x (-0.2)	7.69 (+1.2)	8.01 (+1.8)
6	OLLIKAINEN Roni 8.00 (+1.1)	7.90 (+2.5)	7.76 (-0.5)
7	SDIRI Salim 7.80 (+1.8)	7.71 (+0.8)	7.96 (+0.3)
8	JASZCZUK Tomasz 7.80 (+2.0)	7.94 (+0.2)	x (+2.4)
9	PETROV Aleksandr x (-0.2)	x (+1.1)	7.81 (+0.2)
10	NOVOTNÝ Roman 7.80 (0.0)	x (+3.1)	x (+2.2)
11	PAHLEVANYAN Vardan x (+0.8)	7.44 (+1.4)	7.67 (+0.5)
12	TSÁKONAS Yeóryios 7.64 (+2.6)	7.62 (+1.1)	7.63 (+0.5)
13	ERIN Frédéric 7.35 (-0.5)	7.53 (0.0)	6.75 (+0.2)
14	KASK Rain 7.28 (-0.1)	7.50 (+1.9)	x (0.0)
15	TORFASON Kristinn 7.49 (+0.9)	7.41 (+0.9)	7.44 (-0.6)
16	DRAGOJE Rajkovic x (+0.9)	6.34 (+0.8)	x (+1.8)
	MYKOLAITIS Povilas x (+0.4)	-	-
	OTTERLING Andreas x (+0.8)	x (+1.3)	x (+0.2)
	PRUGOVECKI Marko x (+2.2)	x (+0.6)	x (+1.5)

Results Day 3

Long Jump Men

Qualification Group B

29 JUN 2012 / 13:50

Rank	Name	Nat	Date of Birth	Order	Result		
1	TORNÉUS Michel	SWE	26 MAY 1986	16	8.07	Q	=SB
2	CHUVA Marcos	POR	8 AUG 1989	12	7.96	q	SB
3	CÁCERES Eusebio	ESP	10 SEP 1991	11	7.92	q	
4	GOMIS Kafétien	FRA	23 MAR 1980	1	7.89	q	
5	TOMLINSON Chris	GBR	15 SEP 1981	9	7.84		
6	DIAMADÁRAS Dimitrios	GRE	18 JUL 1984	3	7.81		
7	SHALIN Pavel	RUS	6 MAR 1987	8	7.81		
8	CAMARA Alyn	GER	31 MAR 1989	14	7.80		
9	WAGNER Štěpán	CZE	5 OCT 1981	4	7.80		
10	CUHARENCO Alexandru	MDA	7 MAR 1987	15	7.79		SB
11	REID Julian	GBR	23 SEP 1988	5	7.73		SB
12	WINTER Nils	GER	27 MAR 1977	6	7.71		
13	KIVINEN Mikko	FIN	16 JAN 1988	18	7.69		
14	SARGSYAN Arsen	ARM	13 DEC 1984	13	7.47		
15	SKHIRTŁADZE Boleslav	GEO	14 JUN 1987	17	7.23		
16	LEITIS Janis	LAT	13 APR 1989	10	5.88		
	ATANASOV Nikolai	BUL	11 DEC 1974	7	NM		
	PERVAN Dino	CRO	12 JAN 1991	2	NM		

	1	2	3
1	TORNÉUS Michel	8.07 (0.0)	
2	CHUVA Marcos	7.79 (+1.2)	7.81 (+0.5)
3	CÁCERES Eusebio	7.92 (+0.3)	7.84 (+0.5)
4	GOMIS Kafétien	7.44 (+1.1)	7.24 (+1.7)
5	TOMLINSON Chris	7.84 (+0.3)	7.12 (+1.6)
6	DIAMADÁRAS D	7.81 (+0.6)	7.80 (+2.1)
7	SHALIN Pavel	7.81 (-0.2)	7.72 (+0.8)
8	CAMARA Alyn	7.80 (+0.5)	7.79 (0.0)
9	WAGNER Štěpán	7.80 (+0.6)	7.72 (+1.1)
10	CUHARENCO A	7.79 (+0.6)	7.68 (+1.4)
11	REID Julian	7.37 (+0.6)	7.73 (+1.5)
12	WINTER Nils	x (+2.0)	7.71 (+2.5)
13	KIVINEN Mikko	7.63 (+0.6)	7.65 (-0.6)
14	SARGSYAN Arsen	7.28 (+1.1)	7.47 (+1.9)
15	SKHIRTŁADZE B	x (-0.7)	x (+1.9)
16	LEITIS Janis	x (+1.7)	x (+0.8)
	ATANASOV Nikolai	x (+0.6)	x (-0.3)
	PERVAN Dino	x (+1.2)	x (+2.4)

Qualified: qualifying perf. 8.05 (Q) or 12 best performers (q) to the advance to the Final


Shot Put Men

Final

29 JUN 2012 / 21:20

Rank	Name	Nat	Date of Birth	Order	Result	
1	STORL David	GER	27 JUL 1990	10	21.58	SB
2	SMITH Rutger	NED	9 JUL 1981	4	20.55	=SB
3	KOLAŠINAC Asmir	SRB	15 OCT 1984	9	20.36	
4	ATICI Hüseyin	TUR	3 MAY 1986	3	20.24	
5	FORTES Marco	POR	26 SEP 1982	6	20.24	
6	ŽALSKÝ Antonín	CZE	7 AUG 1980	12	19.94	
7	VIVAS Borja	ESP	26 MAY 1984	7	19.81	
8	SCHMIDT Marco	GER	5 SEP 1983	11	19.65	
9	KÜRTHY Lajos	HUN	22 OCT 1986	1	19.55	
10	SAVYTSKY Dmytro	UKR	14 DEC 1990	5	19.30	
11	MULBEGOVIC Nedžad	CRO	4 FEB 1981	8	19.26	
12	CHRISTENSEN Kim	DEN	1 APR 1984	2	19.00	

INTERNET Service: www.european-athletics.org

Timing, Measurement & Data Service by  OMEGA

printed at FRI 29 JUN 2012 22:41

Page 6 of 18

INTERNATIONAL PARTNERS



Results Day 3

Final (cont.)

Final		1	2	3	4	5	6
1	STORL David	21.19	x	21.58	x	x	-
2	SMITH Rutger	20.25	x	20.55	x	20.15	x
3	KOLAŠINAC Asmir	20.22	20.36	x	19.88	20.33	x
4	ATIGI Hüseyin	18.70	20.24	20.02	20.08	19.89	x
5	FORTES Marco	19.47	19.29	20.24	19.38	19.84	18.54
6	ŽALSKÝ Antonín	19.94	x	19.63	x	x	x
7	VIVAS Borja	19.54	19.59	19.81	19.37	19.35	19.37
8	SCHMIDT Marco	19.42	19.65	x	x	x	18.97
9	KÜRTHY Lajos	19.23	19.55	x			
10	SAVYTSKYI Dmytro	19.30	x	19.30			
11	MULABEGOVIĆ Nedžad	19.26	x	19.09			
12	CHRISTENSEN Kim	18.72	19.00	18.91			

Discus Men

Qualification Group A

29 JUN 2012 / 9:00

Rank	Name	Nat	Date of Birth	Order	Result
1	HARTING Robert	GER	18 OCT 1984	3	65.49 q
2	KANTER Gerd	EST	6 MAY 1979	6	64.85 q
3	CASAÑAS Frank	ESP	18 OCT 1978	10	64.50 q
4	URBANEK Robert	POL	29 APR 1987	13	64.07 q
5	SMITH Rutger	NED	9 JUL 1981	7	63.75 q
6	MAYER Gerhard	AUT	20 MAY 1980	8	62.35 q
7	PARELLIS Apostolos	CYP	24 JUL 1985	5	61.79
8	WIERIG Martin	GER	10 JUN 1987	1	61.34
9	NESTERENKO Mykyta	UKR	15 APR 1991	4	61.21
10	ARRHENIUS Leif	SWE	15 JUL 1986	9	60.49
11	MORSE Brett	GBR	11 FEB 1989	12	58.71
12	BUHARI Abdul	GBR	26 JUN 1982	15	58.57
13	FALOCI Giovanni	ITA	13 OCT 1985	11	57.67
14	TRÉMOS Yeóryios	GRE	21 MAR 1989	14	56.94
15	GUDŽIUS Andrius	LTU	14 FEB 1991	2	55.80

		1	2	3
1	HARTING Robert	64.88	65.49	-
2	KANTER Gerd	59.08	63.71	64.85
3	CASAÑAS Frank	x	64.50	62.27
4	URBANEK Robert	60.72	64.07	61.18
5	SMITH Rutger	63.75	-	-
6	MAYER Gerhard	60.32	62.35	60.20
7	PARELLIS Apostolos	59.80	61.37	61.79
8	WIERIG Martin	58.08	61.34	x
9	NESTERENKO Mykyta	61.01	60.64	61.21
10	ARRHENIUS Leif	58.99	59.02	60.49
11	MORSE Brett	x	x	58.71
12	BUHARI Abdul	58.57	x	x
13	FALOCI Giovanni	57.31	57.67	55.12
14	TRÉMOS Yeóryios	56.94	x	x
15	GUDŽIUS Andrius	x	55.80	x

Discus Men
Qualification Group B
29 JUN 2012 / 10:15

Rank	Name	Nat	Date of Birth	Order	Result		
1	PESTANO Mario	ESP	8 APR 1978	14	66.27	Q	SB
2	KOVÁGÓ Zoltán	HUN	10 APR 1979	13	65.99	q	
3	CADÉE Erik	NED	15 FEB 1984	5	65.09	q	
4	OKOYE Lawrence	GBR	6 OCT 1991	8	64.86	q	
5	MÜNCH Markus	GER	13 JUN 1986	16	62.83	q	
6	OLGUNDENIZ Ercüment	TUR	7 JUL 1976	9	62.82	q	
7	CZAJKOWSKI Przemysław	POL	26 OCT 1988	10	62.22		
8	ISRAEL Márton	EST	23 SEP 1983	1	60.59		
9	FURTULA Danijel	MNE	31 JUL 1992	7	60.18		
10	KYYRÖ Mikko	FIN	12 JUL 1980	11	60.16		
11	MYKLEBUST Gaute	NOR	29 APR 1979	4	59.90		
12	ARRHENIUS Niklas	SWE	10 SEP 1982	2	59.02		
13	VAISJUNS Oskars	LAT	21 AUG 1983	15	58.34		
14	SEDYUK Nikolay	RUS	29 APR 1988	12	57.08		
15	URSU Sergiu	ROU	26 APR 1980	3	56.85		
	VARGA Roland	CRO	22 OCT 1977	6	NM		

	1	2	3
1	PESTANO Mario 62.56	66.27	
2	KOVÁGÓ Zoltán 63.62	x	65.99
3	CADÉE Erik 65.09	-	-
4	OKOYE Lawrence 60.31	64.86	-
5	MÜNCH Markus 61.44	60.95	62.83
6	OLGUNDENIZ E 62.82	x	x
7	CZAJKOWSKI P 61.90	62.22	60.22
8	ISRAEL Márton x	60.59	58.31
9	FURTULA Danijel x	60.18	x
10	KYYRÖ Mikko 60.16	x	x
11	MYKLEBUST Gaute 58.16	59.90	58.59
12	ARRHENIUS Niklas 58.26	x	59.02
13	VAISJUNS Oskars 57.05	56.06	58.34
14	SEDYUK Nikolay 55.71	x	57.08
15	URSU Sergiu 56.85	x	x
	VARGA Roland x	x	x

Qualified: qualifying perf. 66.00 (Q) or 12 best performers (q) to the advance to the Final

200m Women
Round 1 Heat 1/5
29 JUN 2012 / 13:35

Wind: -0.6 m/s


Rank	Name	Nat	Date of Birth	Lane	Reaction time	Result	
1	SOUARÉ Myriam	FRA	29 OCT 1986	7	0.175	23.10	Q
2	SAMUEL Jamile	NED	24 APR 1992	3	0.162	23.35	Q
3	BELIBASÁKI María	GRE	19 JUN 1991	2	0.181	23.55	Q
4	POPOWICZ Marika	POL	28 APR 1988	5	0.150	23.64	Q
5	KAPTUR Éva	HUN	7 AUG 1987	6	0.175	23.97	q
6	HÄMÄLÄINEN Anna	FIN	24 MAR 1994	4	0.161	24.14	

200m Women
Round 1 Heat 2/5
29 JUN 2012 / 13:43

Wind: 0.0 m/s

Rank	Name	Nat	Date of Birth	Lane	Reaction time	Result	
1	PYATACHENKO Viktoriya	UKR	7 MAY 1989	5	0.150	22.96	Q
2	SPRUNGER Léa	SUI	5 MAR 1990	3	0.152	23.08	Q
3	JACQUES-SÉBASTIEN Lina	FRA	10 APR 1985	6	0.171	23.09	Q
4	VORONENKOVA Yekaterina	RUS	8 SEP 1988	7	0.161	23.37	Q
5	CECHOVÁ Katerina	CZE	21 MAR 1988	2	0.156	23.78	q
6	BORG Diane	MLT	12 SEP 1990	4	0.165	24.68	

INTERNET Service: www.european-athletics.org

 Timing, Measurement & Data Service by  **OMEGA**

printed at FRI 29 JUN 2012 22:41

Page 8 of 18

INTERNATIONAL PARTNERS



200m Women
Round 1 Heat 3/5
29 JUN 2012 / 13:51

Wind: +0.6 m/s

Rank	Name	Nat	Date of Birth	Lane	Reaction time	Result
1	SCHIPPERS Dafne	NED	15 JUN 1992	5	0.162	23.11 Q
2	STUY Hrustyna	UKR	3 FEB 1988	2	0.152	23.30 Q
3	OGRAZEANU Andreea	ROU	24 MAR 1990	6	0.196	23.54 Q
4	BORLÉE Olivia	BEL	10 APR 1986	3	0.164	23.77 Q
5	ŽUMER Kristina	SLO	2 FEB 1980	4	0.169	23.95 q
6	TAVARES Sónia	POR	21 MAR 1986	7	0.204	24.00

200m Women
Round 1 Heat 4/5
29 JUN 2012 / 13:59

Wind: +0.7 m/s

Rank	Name	Nat	Date of Birth	Lane	Reaction time	Result
1	RYEMYEN Mariya	UKR	2 AUG 1987	6	0.163	22.77 Q
2	HOOPER Gloria	ITA	3 MAR 1992	7	0.163	22.95 Q PB
3	CLAES Hanne	BEL	4 AUG 1991	5	0.158	23.26 Q PB
4	DANOIS Johanna	FRA	4 APR 1987	4	0.168	23.42 Q
5	KARAKUS Nimet	TUR	23 JAN 1993	3	0.169	23.50 q =NJR
6	FOSTER Amy	IRL	2 OCT 1988	2	0.147	24.04

200m Women
Round 1 Heat 5/5
29 JUN 2012 / 14:07

Wind: -0.6 m/s

Rank	Name	Nat	Date of Birth	Lane	Reaction time	Result
1	OYEPITAN Abi	GBR	30 DEC 1979	7	0.187	23.05 Q
2	ARTYMATA Eleni	CYP	16 MAY 1986	3	0.202	23.35 Q
3	LALOVA Ivet	BUL	18 MAY 1984	4	0.165	23.58 Q
4	WEIT Inna	GER	5 AUG 1988	6	0.177	23.89 Q
5	GASSER Jacqueline	SUI	23 FEB 1990	2	0.187	24.18
6	VILLACAMPA Sonia	AND	4 JAN 1990	5	0.157	27.90

Qualified: First 4 in each heat (Q) and 4 best performers (q) advance to the Semifinals

Heptathlon
200m - Heat 1/3
29 JUN 2012 / 18:20

Wind: 0.0 m/s


Rank	Name	Nat	Date of Birth	Lane	Reaction time	Result	Points
1	ŠADEIKO Grit	EST	29 JUL 1989	7	0.152	24.10	971 PB
2	GRABUSTE Aiga	LAT	24 MAR 1988	2	0.157	24.47	936
3	FRANSEN Remona	NED	25 NOV 1985	3	0.186	24.59	925
4	IFADÍDOU Sofia	GRE	5 JAN 1985	4	0.178	25.62	831 SB
5	FARKAS Györgyi	HUN	13 FEB 1985	6	0.169	25.74	820
6	KELO Niina	FIN	26 MAR 1980	5	0.137	26.12	787 SB

Heptathlon
200m - Heat 2/3
29 JUN 2012 / 18:28

Wind: -0.5 m/s

Rank	Name	Nat	Date of Birth	Lane	Reaction time	Result	Points
1	NANA DJIMOU Ida Antoinette	FRA	2 AUG 1985	3	0.167	24.52	931 SB
2	KLUCINOVÁ Eliška	CZE	14 APR 1988	6	0.175	24.56	928 PB
3	MAISONNIER Blandine	FRA	3 JAN 1986	2	0.155	24.90	896
4	MARCUSSEN Ida	NOR	1 NOV 1987	5	0.169	25.14	874 SB
5	FYODOROVA Alina	UKR	31 JUL 1989	7	0.197	25.27	862
6	PANTELEYEVA Yana	RUS	16 JUN 1988	4	0.143	25.60	833

INTERNET Service: www.european-athletics.org

 Timing, Measurement & Data Service by  **OMEGA**

printed at FRI 29 JUN 2012 22:41

Page 9 of 18

INTERNATIONAL PARTNERS



Results Day 3

Heptathlon

200m - Heat 3/3

29 JUN 2012 / 18:36

Wind: -0.4 m/s

Rank	Name	Nat	Date of Birth	Lane	Reaction time	Result	Points
1	YOSPENKO Lyudmyla	UKR	24 SEP 1984	2	0.153	24.14	967
2	SCHÄFER Carolin	GER	5 DEC 1991	6	0.150	24.19	963 PB
3	SAMUELSSON Jessica	SWE	14 MAR 1985	7	0.184	24.30	952
4	BOLSHOVA Yekaterina	RUS	4 FEB 1988	5	0.174	24.32	950
5	IKAUNIECE Laura	LAT	31 MAY 1992	4	0.150	24.36	946 PB
6	RATH Claudia	GER	25 APR 1986	8	0.178	24.54	929 SB
	AERTS Sara	BEL	25 JAN 1984	3		DNS	

200m Women

Semifinal 1/3

29 JUN 2012 / 20:55

Wind: 0.0 m/s

Rank	Name	Nat	Date of Birth	Lane	Reaction time	Result	
1	SCHIPPERS Dafne	NED	15 JUN 1992	4	0.159	22.70	Q SB
2	PYATACHENKO Viktoriya	UKR	7 MAY 1989	5	0.159	23.04	Q
3	ARTYMATA Eleni	CYP	16 MAY 1986	6	0.208	23.21	q
4	BELIBASÁKI María	GRE	19 JUN 1991	8	0.197	23.31	
5	JACQUES-SÉBASTIEN Lina	FRA	10 APR 1985	3	0.191	23.45	
6	POPOWICZ Marika	POL	28 APR 1988	7	0.149	23.58	
7	BORLÉE Olivia	BEL	10 APR 1986	2	0.155	23.66	
8	ŽUMER Kristina	SLO	2 FEB 1980	1	0.201	24.20	

200m Women

Semifinal 2/3

29 JUN 2012 / 21:03

Wind: -0.1 m/s

Rank	Name	Nat	Date of Birth	Lane	Reaction time	Result	
1	RYEMYEN Mariya	UKR	2 AUG 1987	6	0.155	22.82	Q
2	DANOIS Johanna	FRA	4 APR 1987	8	0.167	23.40	Q
3	SPRUNGER Léa	SUI	5 MAR 1990	4	0.161	23.45	
4	OGRAZEANU Andreea	ROU	24 MAR 1990	7	0.195	23.66	
5	CLAES Hanne	BEL	4 AUG 1991	5	0.175	23.68	
6	WEIT Inna	GER	5 AUG 1988	2	0.145	23.95	
7	KAPTUR Éva	HUN	7 AUG 1987	1	0.185	24.44	
	HOOPER Gloria	ITA	3 MAR 1992	3	0.161	DQ	R 163.3a

200m Women

Semifinal 3/3


29 JUN 2012 / 21:11

Wind: -0.2 m/s

Rank	Name	Nat	Date of Birth	Lane	Reaction time	Result	
1	SOMARÉ Myriam	FRA	29 OCT 1986	3	0.149	23.04	Q
2	STUY Hrustyna	UKR	3 FEB 1988	5	0.186	23.08	Q
3	SAMUEL Jamile	NED	24 APR 1992	4	0.181	23.13	q
4	OYEPITAN Abi	GBR	30 DEC 1979	6	0.161	23.22	
5	LALOVA Ivet	BUL	18 MAY 1984	7	0.150	23.26	SB
6	VORONENKOVA Yekaterina	RUS	8 SEP 1988	8	0.164	23.61	
7	CECHOVÁ Katerina	CZE	21 MAR 1988	2	0.145	23.64	
	KARAKUS Nimet	TUR	23 JAN 1993	1		DNS	

Qualified: First 2 in each heat (Q) and 2 best performers (q) advance to the Final

INTERNET Service: www.european-athletics.org

Timing, Measurement & Data Service by  OMEGA

printed at FRI 29 JUN 2012 22:41

Page 10 of 18

INTERNATIONAL PARTNERS



400m Women
Final 29 JUN 2012 / 22:25

Rank	Name	Nat	Date of Birth	Lane	Reaction time	Result	
1	HJELMER Moa	SWE	19 JUN 1990	6	0.170	51.13	NR
2	ZADORINA Kseniya	RUS	2 MAR 1987	4	0.163	51.26	SB
3	USOVICH Ilona	BLR	14 NOV 1982	7	0.194	51.94	
4	ZEMLYAK Olha	UKR	16 JAN 1990	5	0.193	52.01	
5	MCCONNELL Lee	GBR	9 OCT 1978	8	0.240	52.20	
6	GRENOT Libania	ITA	12 JUL 1983	3	0.203	52.57	
7	PRYSTUPA Darya	UKR	26 NOV 1987	1	0.173	53.03	
8	HURTIS Muriel	FRA	25 MAR 1979	2	0.159	54.50	

800m Women
Final 29 JUN 2012 / 21:45

Rank	Name	Nat	Date of Birth	Lane	Result	
1	ARZHAKOVA Yelena	RUS	8 SEP 1989	5	1:58.51	
2	SHARP Lynsey	GBR	11 JUL 1990	1	2:00.52	PB
3	MARACHEVA Irina	RUS	29 SEP 1984	3	2:00.66	
4	ARZAMASAVA Maryna	BLR	17 DEC 1987	4	2:01.02	
5	LOBANOVA Liliya	UKR	14 OCT 1985	6	2:01.29	
6	KLOCOVÁ Lucia	SVK	20 NOV 1983	8	2:01.38	
7	SIMPSON Jemma	GBR	10 FEB 1984	7	2:02.14	
8	PILIUŠINA Natalija	LTU	22 OCT 1990	2	2:06.59	

Intermediate times: 400m 57.29 MARACHEVA Irina (RUS)
600m 1:27.34 MARACHEVA Irina (RUS)

100m Hurdles Women
Round 1 Heat 1/4 29 JUN 2012 / 9:45

Wind: +0.3 m/s


Rank	Name	Nat	Date of Birth	Lane	Reaction time	Result	
1	YANIT Nevin	TUR	16 FEB 1986	7	0.178	12.78	Q SB
2	POPLAVSKAYA Ekaterina	BLR	7 MAY 1987	6	0.176	12.97	Q
3	CATTANEO Micol	ITA	14 MAY 1982	1	0.180	13.07	Q =SB
4	SAMYLOVA Olga	RUS	4 JAN 1986	2	0.137	13.11	q
5	HILDEBRAND Nadine	GER	20 SEP 1987	5	0.154	13.15	q
6	LEINONEN Elisa	FIN	27 JAN 1987	4	0.174	13.29	PB
7	LOPES Mónica	POR	18 JAN 1986	3	0.282	13.83	

100m Hurdles Women
Round 1 Heat 2/4 29 JUN 2012 / 9:53

Wind: -0.1 m/s

Rank	Name	Nat	Date of Birth	Lane	Reaction time	Result	
1	SCHROTT Beate	AUT	15 APR 1988	3	0.151	12.98	Q SB
2	KONDAKOVA Yuliya	RUS	4 DEC 1981	6	0.149	13.11	Q
3	DECAUX Alice	FRA	10 APR 1985	7	0.162	13.13	Q
4	ZAGRÉ Anne	BEL	13 MAR 1990	4	0.165	13.14	q
5	VUKICEVIC Christina	NOR	18 JUN 1987	2	0.135	13.17	q SB
6	NEZIRI Nooralotta	FIN	9 NOV 1992	5	0.148	13.23	NUR
7	TIGAU Vioreca	ROU	12 AUG 1979	1	0.176	13.59	

 INTERNET Service: www.european-athletics.org

 Timing, Measurement & Data Service by  OMEGA

printed at FRI 29 JUN 2012 22:41

Page 11 of 18

INTERNATIONAL PARTNERS



100m Hurdles Women
Round 1 Heat 3/4
29 JUN 2012 / 10:01

Wind: -0.8 m/s

Rank	Name	Nat	Date of Birth	Lane	Reaction time	Result	
1	CARAVELLI Marzia	ITA	23 OCT 1981	2	0.172	13.03	Q
2	BERINGS Eline	BEL	28 MAY 1986	5	0.147	13.09	Q
3	DIAWARA Aisseta	FRA	29 JUN 1989	3	0.153	13.10	Q
4	TOMIC Marina	SLO	9 NOV 1982	6	0.153	13.36	
5	SCHREIBEIS Victoria	AUT	9 JAN 1979	1	0.196	13.39	
6	BAKKER Sharona	NED	12 APR 1990	7	0.164	13.59	
7	CVIJETIC Gorana	BIH	1 FEB 1989	4	0.156	14.41	

100m Hurdles Women
Round 1 Heat 4/4
29 JUN 2012 / 10:09

Wind: -0.4 m/s

Rank	Name	Nat	Date of Birth	Lane	Reaction time	Result	
1	TALAY Alina	BLR	14 MAY 1989	5	0.184	12.93	Q
2	ROLEDER Cindy	GER	21 AUG 1989	7	0.150	13.12	Q
3	ŠKROBÁKOVÁ Lucie	CZE	4 JAN 1982	4	0.180	13.17	Q
4	REUSE Clélia	SUI	1 AUG 1988	3	0.146	13.25	SB
5	PEDERSEN Isabelle	NOR	27 JAN 1992	6	0.184	13.38	SB
6	PENNELLA Giulia	ITA	27 OCT 1989	2	0.191	13.43	
7	GOMIS Sandra	FRA	21 NOV 1983	1	0.174	13.63	

Qualified: First 3 in each heat (Q) and 4 best performers (q) advance to the Semifinals

Heptathlon
100m Hurdles - Heat 1/3
29 JUN 2012 / 11:00

Wind: -1.1 m/s


Rank	Name	Nat	Date of Birth	Lane	Reaction time	Result	Points
1	IFADIDOU Sofia	GRE	5 JAN 1985	6	0.169	13.82	1004
2	FRANSEN Remona	NED	25 NOV 1985	4	0.213	13.88	995 SB
3	MARCUSSEN Ida	NOR	1 NOV 1987	2	0.139	14.08	967 SB
4	FARKAS Györgyi	HUN	13 FEB 1985	3	0.160	14.23	946
5	KELO Niina	FIN	26 MAR 1980	7	0.142	14.35	929 SB
6	FYODOROVA Alina	UKR	31 JUL 1989	5	0.166	14.49	910

Heptathlon
100m Hurdles - Heat 2/3
29 JUN 2012 / 11:08

Wind: +0.3 m/s

Rank	Name	Nat	Date of Birth	Lane	Reaction time	Result	Points
1	ŠADEIKO Grit	EST	29 JUL 1989	6	0.139	13.36	1071 PB
2	GRABUSTE Aiga	LAT	24 MAR 1988	5	0.140	13.66	1027 SB
3	SCHÄFER Carolin	GER	5 DEC 1991	7	0.161	13.68	1024 PB
4	RATH Claudia	GER	25 APR 1986	3	0.148	13.68	1024 PB
5	MAISONNIER Blandine	FRA	3 JAN 1986	2	0.190	13.77	1011
6	KLUCINOVÁ Eliška	CZE	14 APR 1988	4	0.155	14.03	974 PB

 INTERNET Service: www.european-athletics.org

 Timing, Measurement & Data Service by  OMEGA

printed at FRI 29 JUN 2012 22:41

Page 12 of 18

INTERNATIONAL PARTNERS



Results Day 3

Heptathlon

100m Hurdles - Heat 3/3

29 JUN 2012 / 11:16

Wind: +0.4 m/s

Rank	Name	Nat	Date of Birth	Lane	Reaction time	Result	Points
1	NANA DJIMOU Ida Antoinette	FRA	2 AUG 1985	1	0.166	13.11	1108 PB
2	YOSYPENKO Lyudmyla	UKR	24 SEP 1984	7	0.154	13.42	1062 =PB
3	IKAUNIECE Laura	LAT	31 MAY 1992	5	0.153	13.53	1046 PB
4	BOLSHOVA Yekaterina	RUS	4 FEB 1988	4	0.163	13.66	1027
5	SAMUELSSON Jessica	SWE	14 MAR 1985	3	0.176	13.92	990
6	PANTELEYEVA Yana	RUS	16 JUN 1988	6	0.147	14.00	978
7	AERTS Sara	BEL	25 JAN 1984	2	0.151	14.25	943

400m Hurdles Women

Final

29 JUN 2012 / 20:00

Rank	Name	Nat	Date of Birth	Lane	Reaction time	Result	Points
1	DAVYDOVA Irina	RUS	27 MAY 1988	5	0.211	53.77	WL
2	ROSOLOVÁ Denisa	CZE	21 AUG 1986	3	0.192	54.24	PB
3	YAROSHCHUK Anna	UKR	24 NOV 1989	4	0.175	54.35	PB
4	HEJNOVÁ Zuzana	CZE	19 DEC 1986	6	0.142	54.49	
5	CHURAKOVA Yelena	RUS	16 DEC 1986	8	0.199	54.78	PB
6	OUÉDRAOGO Elodie	BEL	27 FEB 1981	7	0.167	55.95	
7	BERGROVÁ Zuzana	CZE	24 NOV 1984	1	0.164	56.26	
8	BARR Jessie	IRL	24 JUL 1989	2	0.182	56.83	

Heptathlon


High Jump - Group A

29 JUN 2012 / 11:55

Rank	Name	Nat	Date of Birth	Order	Result	Points
1	FRANSEN Remona	NED	25 NOV 1985	2	1.80	978
2	ŠADEIKO Grit	EST	29 JUL 1989	4	1.77	941
3	SAMUELSSON Jessica	SWE	14 MAR 1985	3	1.77	941 PB
4	GRABUSTE Aiga	LAT	24 MAR 1988	1	1.74	903
5	SCHÄFER Carolin	GER	5 DEC 1991	7	1.74	903
6	MARCUSSEN Ida	NOR	1 NOV 1987	6	1.71	867 SB
7	IFADÍDOU Sofia	GRE	5 JAN 1985	8	1.65	795
8	KELO Niina	FIN	26 MAR 1980	5	1.65	795 =SB
	AERTS Sara	BEL	25 JAN 1984	9	DNS	

		1.53	1.56	1.59	1.62	1.65	1.68	1.71	1.74	1.77	1.80	1.83
1	FRANSEN Remona	-	-	-	-	-	-	o	o	o	o	xxx
2	ŠADEIKO Grit	-	-	-	-	o	o	o	xo	o	xxx	
3	SAMUELSSON Jessica	-	-	-	-	o	o	o	xxo	o	xxx	
4	GRABUSTE Aiga	-	-	-	-	o	-	o	xo	xxx		
5	SCHÄFER Carolin	-	-	-	-	o	o	o	xxo	xxx		
6	MARCUSSEN Ida	-	-	-	o	o	xo	xxo	xxx			
7	IFADÍDOU Sofia	-	o	o	o	o	xxx					
8	KELO Niina	o	o	o	o	xxo	xxx					
	AERTS Sara	-										

INTERNET Service: www.european-athletics.org

Timing, Measurement & Data Service by  OMEGA

printed at FRI 29 JUN 2012 22:41

Page 13 of 18

INTERNATIONAL PARTNERS



Results Day 3

Heptathlon

High Jump - Group B

29 JUN 2012 / 11:55

Rank	Name	Nat	Date of Birth	Order	Result	Points
1	BOLSHOVA Yekaterina	RUS	4 FEB 1988	9	1.86	1054
2	KLUCINOVÁ Eliška	CZE	14 APR 1988	10	1.83	1016
3	IKAUNIECE Laura	LAT	31 MAY 1992	7	1.83	1016 PB
4	FYODOROVA Aina	UKR	31 JUL 1989	3	1.80	978
5	FARKAS Györgyi	HUN	13 FEB 1985	4	1.80	978
5	MAISONNIER Blandine	FRA	3 JAN 1986	1	1.80	978
7	RATH Claudia	GER	25 APR 1986	5	1.77	941 SB
8	NANA DJIMOU Ida Antoinette	FRA	2 AUG 1985	2	1.77	941
9	PANTELEYEVA Yana	RUS	16 JUN 1988	8	1.77	941 PB
10	YOSYPENKO Lyudmyla	UKR	24 SEP 1984	6	1.77	941

	1.53	1.56	1.59	1.62	1.65	1.68	1.71	1.74	1.77	1.80	1.83	1.86	1.89
1 BOLSHOVA Y	-	-	-	-	-	-	o	o	o	o	xxo	o	xxx
2 KLUCINOVÁ Eliška	-	-	-	-	-	-	-	o	o	o	o	xxx	xxx
3 IKAUNIECE Laura	-	-	-	-	-	-	o	o	o	o	xo	xxx	xxx
4 FYODOROVA Aina	-	-	-	o	-	o	o	xo	o	o	xxx	xxx	xxx
5 FARKAS Györgyi	-	-	-	-	o	-	o	-	o	xxo	xxx	xxx	xxx
5 MAISONNIER B	-	-	-	-	-	-	o	o	o	xxo	xxx	xxx	xxx
7 RATH Claudia	-	-	-	-	o	o	o	o	o	xxx	xxx	xxx	xxx
8 NANA DJIMOU I	-	-	-	-	-	-	xo	xo	o	xxx	xxx	xxx	xxx
9 PANTELEYEVA Yana	-	-	-	-	-	o	o	o	xxo	xxx	xxx	xxx	xxx
10 YOSYPENKO Lyudmyla	-	-	-	xo	o	o	o	xo	xxo	xxx	xxx	xxx	xxx

Triple Jump Women


Final

29 JUN 2012 / 21:00

Rank	Name	Nat	Date of Birth	Order	Result
1	SALADUHA Olha	UKR	4 JUN 1983	7	14.99
2	MAMONA Patrícia	POR	21 NOV 1988	11	14.52
3	BORODINA Yana	RUS	21 APR 1992	4	14.36
4	LA MANTIA Simona	ITA	14 APR 1983	1	14.25
5	VELDÁKOVÁ Dana	SVK	3 JUN 1981	6	14.24
6	PANÉTA Niki	GRE	21 APR 1986	8	14.23
7	PÉRRRA Athanasía	GRE	2 FEB 1983	5	14.23
8	MBANGO Françoise	FRA	14 APR 1976	2	14.19
9	BOLSHAKOVA Svetlana	BEL	14 OCT 1984	10	14.07
10	ŠESTAK Marija	SLO	17 APR 1979	12	14.01
11	PAPAHŘÍSTOU Paraskeví	GRE	17 APR 1989	9	13.89
12	DZIATSUK Kseniya	BLR	23 APR 1986	3	13.87

	1	2	3	4	5	6
1 SALADUHA Olha	14.99 (+0.2)	14.84 (+1.0)	x (+1.4)	14.65 (+0.9)	x (-0.3)	14.89 (+1.0)
2 MAMONA Patrícia	14.52 (+1.8)	14.07 (-0.3)	x (+0.4)	14.22 (+1.0)	13.97 (+0.3)	14.21 (+1.4)
3 BORODINA Yana	14.15 (+1.5)	14.07 (+0.6)	14.00 (+0.2)	14.02 (+0.5)	14.36 (+0.7)	14.35 (+1.7)
4 LA MANTIA Simona	14.25 (+2.0)	x (+0.3)	13.73 (+0.5)	x (+1.5)	x (+0.6)	13.64 (+0.9)
5 VELDÁKOVÁ Dana	13.90 (-0.6)	x (+0.4)	14.24 (+2.0)	x (+0.3)	x (+0.7)	x (+0.4)
6 PANÉTA Niki	x (+1.1)	14.23 (+0.7)	14.15 (+1.7)	x (+0.3)	x (+0.4)	x (+0.1)
7 PÉRRRA Athanasía	x (+0.8)	14.00 (+0.2)	14.23 (+2.0)	x (+0.7)	x (+0.2)	x (+0.7)
8 MBANGO Françoise	x (-0.7)	x (+1.0)	14.19 (+2.7)	13.95 (+0.3)	14.03 (+0.9)	14.15 (+0.7)
9 BOLSHAKOVA S	x (+0.5)	14.07 (+1.0)	13.83 (+0.2)			
10 ŠESTAK Marija	x (+2.1)	x (+0.1)	14.01 (+0.5)			
11 PAPAHŘÍSTOU P	x (-0.1)	13.89 (-0.7)	x (+0.6)			
12 DZIATSUK Kseniya	x (+0.9)	13.87 (+0.3)	13.55 (-0.6)			

INTERNET Service: www.european-athletics.org

Timing, Measurement & Data Service by  OMEGA

printed at FRI 29 JUN 2012 22:41

Page 14 of 18

INTERNATIONAL PARTNERS



Results Day 3

Heptathlon

Shot Put - Group A

29 JUN 2012 / 14:25

Rank	Name	Nat	Date of Birth	Order	Result	Points
1	GRABUSTE Aiga	LAT	24 MAR 1988	1	13.52	762
2	MARCUSSEN Ida	NOR	1 NOV 1987	4	13.29	747
3	FRANSEN Remona	NED	25 NOV 1985	9	13.16	738
4	RATH Claudia	GER	25 APR 1986	6	12.88	719
5	IFADÍDOU Sofia	GRE	5 JAN 1985	5	12.65	704
6	FARKAS Györgyi	HUN	13 FEB 1985	7	12.62	702
7	ŠADEIKO Grit	EST	29 JUL 1989	8	12.56	698 PB
8	MAISONNIER Blandine	FRA	3 JAN 1986	3	12.22	676
9	IKAUNIECE Laura	LAT	31 MAY 1992	2	11.81	649

	1	2	3
1	GRABUSTE Aiga 13.52	x	13.14
2	MARCUSSEN Ida 13.23	13.10	13.29
3	FRANSEN Remona 13.11	12.89	13.16
4	RATH Claudia 12.16	12.58	12.88
5	IFADÍDOU Sofia 11.95	12.56	12.65
6	FARKAS Györgyi 12.51	12.62	12.35
7	ŠADEIKO Grit 12.32	12.14	12.56
8	MAISONNIER B 11.54	12.22	x
9	IKAUNIECE Laura 11.28	11.34	11.81

Heptathlon


Shot Put - Group B

29 JUN 2012 / 14:25

Rank	Name	Nat	Date of Birth	Order	Result	Points
1	KELO Niina	FIN	26 MAR 1980	6	15.06	865 SB
2	SAMUELSSON Jessica	SWE	14 MAR 1985	1	14.91	855 SB
3	FYODOROVA Alina	UKR	31 JUL 1989	9	14.71	841 PB
4	YOSYPENKO Lyudmyla	UKR	24 SEP 1984	10	14.32	815 PB
5	KLUCINOVÁ Eliška	CZE	14 APR 1988	4	14.21	808 SB
6	NANA DJIMOU Ida Antoinette	FRA	2 AUG 1985	5	13.48	759
7	PANTELEYEVA Yana	RUS	16 JUN 1988	3	13.01	728
8	SCHÄFER Carolin	GER	5 DEC 1991	7	12.70	707
9	BOLSHOVA Yekaterina	RUS	4 FEB 1988	2	12.36	685
	AERTS Sara	BEL	25 JAN 1984	8	DNS	

	1	2	3
1	KELO Niina 14.28	14.96	15.06
2	SAMUELSSON Jessica x	14.61	14.91
3	FYODOROVA Alina 14.39	14.71	14.48
4	YOSYPENKO Lyudmyla 14.32	x	14.06
5	KLUCINOVÁ Eliška 12.46	14.21	x
6	NANA DJIMOU I 13.48	x	x
7	PANTELEYEVA Yana 12.78	13.01	x
8	SCHÄFER Carolin x	12.70	12.06
9	BOLSHOVA Y 12.36	12.28	12.07
	AERTS Sara		

INTERNET Service: www.european-athletics.org

Timing, Measurement & Data Service by  OMEGA

printed at FRI 29 JUN 2012 22:41

Page 15 of 18

INTERNATIONAL PARTNERS



Results Day 3

Shot Put Women

Final 29 JUN 2012 / 18:00

Rank	Name	Nat	Date of Birth	Order	Result	
1	KLEINERT Nadine	GER	20 OCT 1975	2	19.18	
2	TARASOVA Irina	RUS	15 APR 1987	8	18.91	
3	ROSA Chiara	ITA	28 JAN 1983	4	18.47	
4	TERLECKI Josephine	GER	17 FEB 1986	7	18.33	
5	SCHWANITZ Christina	GER	24 DEC 1985	12	18.25	
6	MAVRODIEVA Radoslava	BUL	13 MAR 1987	1	18.14	
7	MÁRTON Anita	HUN	15 JAN 1989	9	17.93	
8	ENGMAN Helena	SWE	16 JUN 1976	10	17.64	SB
9	CÉRIVAL Jessica	FRA	20 JAN 1982	11	17.20	
10	GUBA Paulina	POL	14 MAY 1991	3	17.09	
11	SKUJYTE Austra	LTU	12 AUG 1979	6	16.53	
12	HELTNE Anca	ROU	1 JAN 1978	5	16.39	

	1	2	3	4	5	6
1	KLEINERT Nadine	18.58	19.15	19.15	19.18	x
2	TARASOVA Irina	18.53	18.79	18.91	x	18.54
3	ROSA Chiara	x	17.95	17.72	18.26	18.47
4	TERLECKI Josephine	18.33	18.16	x	17.85	x
5	SCHWANITZ C	x	18.25	18.10	17.77	x
6	MAVRODIEVA R	18.14	x	17.73	x	17.89
7	MÁRTON Anita	17.19	17.39	17.31	17.48	17.93
8	ENGMAN Helena	17.64	17.44	x	17.18	x
9	CÉRIVAL Jessica	17.20	x	x		
10	GUBA Paulina	17.09	x	x		
11	SKUJYTE Austra	16.53	x	16.50		
12	HELTNE Anca	16.36	16.39	16.36		


Hammer Women

Qualification Group A 29 JUN 2012 / 11:35

Rank	Name	Nat	Date of Birth	Order	Result	
1	MARGHIEVA Zalina	MDA	5 FEB 1988	3	69.86	q
2	CASTELLS Berta	ESP	24 JAN 1984	10	68.52	q
3	FALZON Stéphanie	FRA	7 JAN 1983	5	68.42	q
4	ORBÁN Éva	HUN	29 NOV 1984	8	67.89	q
5	SAHUTOGLU Tuğçe	TUR	1 MAY 1988	9	67.47	q
6	ANDERSSON Tracey	SWE	5 DEC 1984	2	66.65	
7	ŠAFRÁNKOVÁ Katerina	CZE	8 JUN 1989	6	66.51	
8	ŠPILER Barbara	SLO	2 JAN 1992	1	65.37	
9	HEIDLER Betty	GER	14 OCT 1983	11	65.06	
10	HOLM SOLBERG Mona	NOR	5 AUG 1983	4	64.03	
11	SILVA Vânia	POR	8 JUN 1980	12	62.81	
12	HOLT Sarah	GBR	17 APR 1987	7	61.18	

	1	2	3
1	MARGHIEVA Zalina	68.47	67.34
2	CASTELLS Berta	68.11	67.26
3	FALZON Stéphanie	x	68.42
4	ORBÁN Éva	67.72	x
5	SAHUTOGLU Tuğçe	x	66.24
6	ANDERSSON Tracey	63.40	x
7	ŠAFRÁNKOVÁ K	66.51	64.15
8	ŠPILER Barbara	63.71	x
9	HEIDLER Betty	x	x
10	HOLM SOLBERG Mona	60.37	64.03
11	SILVA Vânia	61.53	62.81
12	HOLT Sarah	61.06	59.12

INTERNET Service: www.european-athletics.org

Timing, Measurement & Data Service by  OMEGA

printed at FRI 29 JUN 2012 22:41

Page 16 of 18

INTERNATIONAL PARTNERS



Results Day 3

Hammer Women

Qualification Group B

29 JUN 2012 / 12:50

Rank	Name	Nat	Date of Birth	Order	Result
1	WŁODARCZYK Anita	POL	8 AUG 1985	7	71.38 Q
2	HRAŠNOVÁ Martina	SVK	21 MAR 1983	11	69.67 q
3	KLAAS Kathrin	GER	6 FEB 1984	6	68.95 q
4	BULGAKOVA Anna	RUS	17 JAN 1988	12	68.44 q
5	PERIE Bianca	ROU	1 JUN 1990	9	67.46 q
6	HITCHON Sophie	GBR	11 JUL 1991	4	67.08 q
7	KRÁLOVÁ Tereza	CZE	22 OCT 1989	5	66.89 q
8	MARGHIEV Marina	MDA	28 JUN 1986	10	65.44
9	KORPELA Merja	FIN	15 MAY 1981	3	64.03
10	KASTROVA Alina	BLR	2 MAR 1990	8	62.51
	REDONDO Laura	ESP	3 JUL 1988	2	NM
	SALIS Silvia	ITA	17 SEP 1985	1	NM

	1	2	3
1	WŁODARCZYK Anita 66.30	69.50	71.38
2	HRAŠNOVÁ Martina 67.76	69.67	x
3	KLAAS Kathrin 66.12	68.95	68.56
4	BULGAKOVA Anna 68.44	x	-
5	PERIE Bianca 67.14	63.98	67.46
6	HITCHON Sophie x	61.65	67.08
7	KRÁLOVÁ Tereza 66.89	66.09	x
8	MARGHIEV Marina 65.44	x	65.11
9	KORPELA Merja 64.03	63.83	61.14
10	KASTROVA Alina 62.51	x	x
	REDONDO Laura x	x	x
	SALIS Silvia x	x	x

Qualified: qualifying perf. 71.00 (Q) or 12 best performers (q) to the advance to the Final

Javelin Women


Final

29 JUN 2012 / 19:30

Rank	Name	Nat	Date of Birth	Order	Result
1	REBRYK Vira	UKR	25 FEB 1989	9	66.86 NR
2	OBBERGFÖLL Christina	GER	22 AUG 1981	11	65.12
3	STAHL Linda	GER	2 OCT 1985	12	63.69
4	SAYERS Goldie	GBR	16 JUL 1982	1	63.01
5	MOLITOR Katharina	GER	8 NOV 1983	2	60.99
6	OZOLINA-KOVALE Sinta	LAT	26 FEB 1988	3	59.34
7	JELACA Tatjana	SRB	10 AUG 1990	6	57.58 SB
8	PALAMEIKA Madara	LAT	18 JUN 1987	7	56.82
9	LÍKA Sávva	GRE	27 JUN 1970	4	56.25
10	MUZE Lina	LAT	4 DEC 1992	5	55.60
11	UTRIAINEN Sanni	FIN	5 FEB 1991	8	55.14
12	BANI Zahra	ITA	31 DEC 1979	10	53.40

	1	2	3	4	5	6
1	REBRYK Vira 57.04	63.44	x	62.83	66.86	64.77
2	OBBERGFÖLL C 65.12	x	63.53	64.55	x	63.17
3	STAHL Linda 63.69	63.47	58.53	59.29	x	60.76
4	SAYERS Goldie x	63.01	60.34	x	62.19	x
5	MOLITOR Katharina 59.85	60.99	x	59.59	x	58.89
6	OZOLINA-KOVALE S 59.34	x	55.92	x	x	59.24
7	JELACA Tatjana 54.22	53.43	57.58	51.88	54.40	53.32
8	PALAMEIKA Madara x	50.21	56.82	x	55.21	x
9	LÍKA Sávva 53.84	54.83	56.25			
10	MUZE Lina 51.42	55.60	53.97			
11	UTRIAINEN Sanni 52.57	53.79	55.14			
12	BANI Zahra 53.40	53.05	53.33			

INTERNET Service: www.european-athletics.org

Timing, Measurement & Data Service by  OMEGA

printed at FRI 29 JUN 2012 22:41

Page 17 of 18

INTERNATIONAL PARTNERS



Heptathlon

29 JUN 2012

Rank	Name	Nat	Date of Birth	Order	total
1	YOSPENKO Lyudmyla	UKR	24 SEP 1984	9	3785
2	NANA DJIMOU Ida Antoinette	FRA	2 AUG 1985	1	3739
3	SAMUELSSON Jessica	SWE	14 MAR 1985	14	3738
4	KLUCINOVÁ Eliška	CZE	14 APR 1988	18	3726
5	BOLSHOVA Yekaterina	RUS	4 FEB 1988	19	3716
6	ŠADEIKO Grit	EST	29 JUL 1989	3	3681
7	IKAUNIECE Laura	LAT	31 MAY 1992	8	3657
8	FRANSEN Remona	NED	25 NOV 1985	5	3636
9	GRABUSTE Aiga	LAT	24 MAR 1988	11	3628
10	RATH Claudia	GER	25 APR 1986	15	3613
11	SCHÄFER Carolin	GER	5 DEC 1991	17	3597
12	FYODOROVA Alina	UKR	31 JUL 1989	10	3591
13	MAISONNIER Blandine	FRA	3 JAN 1986	12	3561
14	PANTELEYEVA Yana	RUS	16 JUN 1988	16	3480
15	MARCUSSEN Ida	NOR	1 NOV 1987	2	3455
16	FARKAS Györgyi	HUN	13 FEB 1985	4	3446
17	KELO Niina	FIN	26 MAR 1980	6	3376
18	IFADIDOU Sofia	GRE	5 JAN 1985	7	3334
	AERTS Sara	BEL	25 JAN 1984	13	DNF

Results Day 4

200m Men Final

30 JUN 2012 / 22:20

Wind: -0.9 m/s

Rank	Name	Nat	Date of Birth	Lane	Reaction time	Result
1	MARTINA Churandy	NED	3 JUL 1984	3	0.150	20.42
2	VAN LUIJK Patrick	NED	17 SEP 1984	6	0.177	20.87
3	TALBOT Daniel	GBR	1 MAY 1991	5	0.164	20.95
4	BORLÉE Jonathan	BEL	22 FEB 1988	4	0.180	20.99
5	DE OLIVEIRA Nil	SWE	3 SEP 1986	8	0.167	21.11
6	CLARKE Chris	GBR	25 JAN 1990	7	0.165	21.26
7	MARANI Diego	ITA	27 APR 1990	2	0.144	21.26
8	HESSION Paul	IRL	27 JAN 1983	1	0.150	21.27

1500m Men Semifinal 1/2

30 JUN 2012 / 13:45

Rank	Name	Nat	Date of Birth	Order	Result
1	VOJTA Andreas	AUT	9 JUN 1989	5	3:41.24 Q
2	ÖZBILEN İlham Tanui	TUR	5 MAR 1990	9	3:41.38 Q
3	JURKEVICS Dmitrijs	LAT	7 JAN 1987	14	3:41.45 Q
4	CARVALHO Florian	FRA	9 MAR 1989	7	3:41.50 Q
5	GOMES Hélio	POR	27 DEC 1984	11	3:41.56 q
6	HAIDANE Abdellah	ITA	28 MAR 1989	10	3:41.61 q
7	NOWICKI Bartosz	POL	26 FEB 1984	13	3:41.82 q
8	NAVA Goran	SRB	15 APR 1981	12	3:41.96 q
9	BUENO Andreas	DEN	7 JUL 1988	8	3:42.81
10	DEM CZYSZAK Mateusz	POL	18 JAN 1986	2	3:43.97
11	SCHLANGEN Carsten	GER	31 DEC 1980	6	3:46.52
12	KRYLOU Sjarhei	BLR	26 JAN 1990	4	3:46.93 SB
13	EIDE Thomas Solberg	NOR	20 NOV 1992	3	3:54.46
	OLMEDO Manuel	ESP	17 MAY 1983	1	DNF

Intermediate times: 400m 57.67 NAVA Goran (SRB)
800m 1:59.54 SCHLANGEN Carsten (GER)
1200m 2:58.03 GOMES Hélio (POR)

1500m Men Semifinal 2/2


30 JUN 2012 / 13:55

Rank	Name	Nat	Date of Birth	Order	Result
1	SANDELLS Niclas	FIN	14 MAR 1984	4	3:45.74 Q
2	ORTH Florian	GER	24 JUL 1989	1	3:45.87 Q
3	BUSTOS David	ESP	25 AUG 1990	14	3:46.12 Q
4	INGEBRIGTSEN Henrik	NOR	24 FEB 1991	2	3:46.14 Q
5	RODRÍGUEZ Álvaro	ESP	25 MAY 1987	3	3:46.33
6	BOTEZAN Raul	ROU	22 APR 1988	9	3:46.39
7	BEUGNET Gregory	FRA	14 SEP 1987	8	3:46.53
8	ROWE Brenton	AUT	17 AUG 1987	6	3:47.18
9	ROBINSON Paul	IRL	24 MAY 1991	11	3:47.26
10	LANCASHIRE Tom	GBR	2 JUL 1985	13	3:47.80
11	ZEBROWSKI Krzysztof	POL	9 JUL 1990	10	3:48.00
12	KOYUNCU Kemal	TUR	25 JAN 1985	5	3:48.01
13	BREIT Stefan	SUI	10 DEC 1987	7	3:50.79
14	KARONEI David	LUX	10 DEC 1983	12	3:50.93

Intermediate times: 400m 1:01.99 ROWE Brenton (AUT)
800m 2:04.69 ROWE Brenton (AUT)
1200m 3:03.90 BUSTOS David (ESP)

Qualified: First 4 in each heat (Q) and 4 best performers (q) advance to the Final

INTERNET Service: www.european-athletics.org

Timing, Measurement & Data Service by  OMEGA

printed at SAT 30 JUN 2012 23:22

Page 1 of 17

INTERNATIONAL PARTNERS



Results Day 4

10000m Men

Final

30 JUN 2012 / 21:00

Rank	Name	Nat	Date of Birth	Order	Result
1	ARIKAN Polat Kemboi	TUR	12 DEC 1990	16	28:22.27
2	MEUCCI Daniele	ITA	7 OCT 1985	26	28:22.73
3	RYBAKOV Yevgeniy	RUS	27 FEB 1985	20	28:22.95
4	ABDI Bashir	BEL	10 FEB 1989	17	28:23.72
5	CASTILLEJO Carles	ESP	18 AUG 1978	23	28:24.51
6	LAMDASSEM Ayad	ESP	11 OCT 1981	18	28:26.46
7	CHOUKOUK Khalid	NED	23 MAR 1986	21	28:26.82
8	SILVA Rui Pedro	POR	6 MAY 1981	24	28:31.16
9	GERRARD Keith	GBR	24 MAR 1986	15	28:57.97
10	PENAS Manuel Ángel	ESP	9 NOV 1977	10	29:02.01
11	NAERT Koen	BEL	3 SEP 1989	3	29:02.08
12	LA ROSA Stefano	ITA	22 SEP 1985	4	29:02.53
13	NAGEEYE Abdi	NED	2 MAR 1989	22	29:05.12
14	BOUAFIF Adil	SWE	31 DEC 1978	1	29:07.31
15	KENNEALLY Mark	IRL	18 APR 1981	13	29:10.55
16	LUNDERS Mats	BEL	5 JUL 1991	2	29:16.46
17	MOOGAS Tasama	ISR	2 FEB 1988	5	29:22.03
18	SCHRÖER Ronald	NED	28 SEP 1984	6	29:31.06
19	ROMANENKO Roman	UKR	30 JAN 1988	11	29:32.57
20	ROONEY David	IRL	30 MAR 1988	25	29:57.82
21	JÄRVENPÄÄ Jarkko	FIN	22 AUG 1986	12	30:59.63
	EL KALAI Youssef	POR	1 MAR 1981	9	DNF
	LABOVSKYY Mykola	UKR	4 MAY 1983	8	DNF
	MOHAMED Mustafa	SWE	1 MAR 1979	7	DNF
	ROCHA José	POR	6 JUL 1976	19	DNF
	MAYAUD Denis	FRA	22 APR 1986	14	DQ

Intermediate times:	1000m	2:57.14	MEUCCI Daniele (ITA)
	2000m	5:50.31	MOOGAS Tasama (ISR)
	3000m	8:41.04	ARIKAN Polat Kemboi (TUR)
	4000m	11:29.78	ARIKAN Polat Kemboi (TUR)
	5000m	14:21.93	SILVA Rui Pedro (POR)
	6000m	17:11.59	ARIKAN Polat Kemboi (TUR)
	7000m	20:01.45	CASTILLEJO Carles (ESP)
	8000m	22:52.60	SILVA Rui Pedro (POR)
	9000m	25:43.74	ARIKAN Polat Kemboi (TUR)

R 163.3b

110m Hurdles Men


Round 1 Heat 1/5

30 JUN 2012 / 14:45

Wind: -1.2 m/s

Rank	Name	Nat	Date of Birth	Lane	Reaction time	Result
1	NOSSMY Philip	SWE	6 DEC 1982	5	0.150	13.56 Q =SB
2	BÜHLER Matthias	GER	2 SEP 1986	4	0.152	13.93 Q
3	SEGHES Dario	BEL	20 MAR 1992	2	0.205	13.95 Q
4	DOUCOURÉ Ladj	FRA	28 MAR 1983	6	0.161	13.96 Q
5	LÓPEZ Francisco Javier	ESP	29 DEC 1989	7	0.162	14.03
6	BOCHENEK Dominik	POL	14 MAY 1987	3	0.158	14.15

INTERNET Service: www.european-athletics.org

Timing, Measurement & Data Service by  OMEGA

printed at SAT 30 JUN 2012 23:22

Page 2 of 17

INTERNATIONAL PARTNERS



Results Day 4

110m Hurdles Men

Round 1 Heat 2/5

30 JUN 2012 / 14:53

Wind: +0.5 m/s

Rank	Name	Nat	Date of Birth	Lane	Reaction time	Result
1	NOGA Artur	POL	2 MAY 1988	4	0.171	13.49 Q
2	JOHN Alexander	GER	3 MAY 1986	3	0.167	13.50 Q
3	ALMEIDA João	POR	5 APR 1988	7	0.135	13.63 Q PB
4	VUKICEVIC Vladimir	NOR	6 MAY 1991	5	0.135	13.65 Q NUR
5	LYNSHA Maksim	BLR	6 APR 1985	6	0.168	13.75 q
6	ILARIANI David	GEO	20 JAN 1981	2	0.154	13.85 q

110m Hurdles Men

Round 1 Heat 3/5

30 JUN 2012 / 15:01

Wind: -0.7 m/s

Rank	Name	Nat	Date of Birth	Lane	Reaction time	Result
1	DOUVALÍDIS Konstadinos	GRE	10 MAR 1987	1	0.160	13.57 Q
2	SEDOC Gregory	NED	16 OCT 1981	7	0.153	13.59 Q
3	ABATE Emanuele	ITA	8 JUL 1985	2	0.168	13.61 Q
4	KISS Dániel	HUN	12 FEB 1982	6	0.160	13.62 Q
5	DEGHELT Adrien	BEL	10 MAY 1985	5	0.156	13.66 q
6	FRANKIS Gianni	GBR	16 APR 1988	4	0.148	13.71 q
7	QUIÑÓNEZ Jackson	ESP	12 JUN 1980	3	0.149	13.97

110m Hurdles Men

Round 1 Heat 4/5

30 JUN 2012 / 15:09

Wind: -2.0 m/s

Rank	Name	Nat	Date of Birth	Lane	Reaction time	Result
1	DARIEN Garfield	FRA	22 DEC 1987	6	0.172	13.46 Q
2	SHARMAN William	GBR	12 SEP 1984	4	0.137	13.63 Q
3	DAL MOLIN Paolo	ITA	31 JUL 1987	7	0.149	13.68 Q
4	TRABER Gregor	GER	2 DEC 1992	1	0.152	13.83 Q
5	HEINÄ Joonas-Ville	FIN	11 MAY 1989	3	0.149	14.21
6	ARNAUDOV Martin	BUL	5 APR 1990	2	0.202	14.32
	REYNOLDS Ben	IRL	26 SEP 1990	5		DNS

110m Hurdles Men

Round 1 Heat 5/5

30 JUN 2012 / 15:17

Wind: +1.1 m/s

Rank	Name	Nat	Date of Birth	Lane	Reaction time	Result
1	SHUBENKOV Sergey	RUS	4 OCT 1990	7	0.155	13.28 Q
2	BAJI Balázs	HUN	9 JUN 1989	4	0.159	13.50 Q PB
3	COCO-VILOIN Samuel	FRA	19 OCT 1987	3	0.147	13.72 Q
4	DABÓ Rasul	POR	14 FEB 1989	6	0.157	14.00 Q
5	ALLEYNE Richard	GBR	7 MAY 1983	5	0.149	14.02
6	ŠILKAUSKAS Mantas	LTU	10 APR 1988	1	0.149	14.11
7	STAVRIDES Alexandros	CYP	13 APR 1989	2	0.122	14.14

Qualified: First 4 in each heat (Q) and 4 best performers (q) advance to the Semifinals

Results Day 4

Pole Vault Men

Qualification Group A

30 JUN 2012 / 13:15

Rank	Name	Nat	Date of Birth	Order	Result
1	LAVILLENIE Renaud	FRA	18 SEP 1986	6	5.55 q
2	STECCHI Claudio Michel	ITA	23 NOV 1991	8	5.55 q =PB
3	OTTO Björn	GER	16 OCT 1977	1	5.50 q
4	FILIPPIDIS Konstadinos	GRE	26 NOV 1986	13	5.50 q
5	TSIVONCHYK Stanislau	BLR	5 MAR 1985	2	5.30 q
6	EAVES Max	GBR	31 MAY 1988	12	5.30
6	SALAS Didac	ESP	19 MAY 1993	11	5.30
8	SUTCLIFFE Andrew	GBR	10 JUL 1991	3	5.30
9	BERGIUS Jere	FIN	4 APR 1987	9	5.30
9	JANSEN Robbert-Jan	NED	22 JUL 1983	7	5.30
	JENG Alhaji	SWE	13 DEC 1981	10	NM
	MESNIL Romain	FRA	13 JUN 1977	14	NM
	PUJATS Pauls	LAT	6 AUG 1991	5	NM
	YURCHENKO Denys	UKR	27 JAN 1978	4	NM

	5.10	5.30	5.40	5.50	5.55
1 LAVILLENIE Renaud	-	-	-	-	o
2 STECCHI C	-	xo	-	xo	xo
3 OTTO Björn	-	-	-	o	-
4 FILIPPIDIS K	-	xxo	-	o	-
5 TSIVONCHYK S	-	o	xxx	-	-
6 EAVES Max	xo	o	-	xxx	-
6 SALAS Didac	xo	o	xxx	-	-
8 SUTCLIFFE Andrew	o	xo	xxx	-	-
9 BERGIUS Jere	-	xxo	-	-	xxx
9 JANSEN Robbert-Jan	-	xxo	xxx	-	-
JENG Alhaji	-	-	-	xx-	x
MESNIL Romain	-	-	-	-	xxx
PUJATS Pauls	xxx	-	-	-	-
YURCHENKO Denys	-	-	xxx	-	-


Pole Vault Men

Qualification Group B

30 JUN 2012 / 13:15

Rank	Name	Nat	Date of Birth	Order	Result
1	MAZURYK Maksym	UKR	2 APR 1983	12	5.55 q
2	HOLZDEPPE Raphael	GER	28 SEP 1989	10	5.50 q
2	KUDLICKA Jan	CZE	29 APR 1988	8	5.50 q
4	JØRGENSEN Rasmus	DEN	23 JAN 1989	5	5.50 q =PB
4	KUCHERYANU Sergey	RUS	30 JUN 1985	6	5.50 q
6	BYCHKOV Igor	ESP	7 MAR 1987	11	5.50 q
7	MOHR Malte	GER	24 JUL 1986	4	5.50 q
8	CLAVIER Jérôme	FRA	3 MAY 1983	7	5.30 q
9	SALOMÁKI Eemeli	FIN	11 OCT 1987	3	5.30
10	CUTTS Luke	GBR	13 FEB 1988	14	5.10
	BONI Marco	ITA	21 MAY 1984	13	NM
	CZERWINSKI Przemyslaw	POL	28 JUL 1983	2	NM
	MAIA Edi	POR	10 NOV 1987	1	NM
	STYLIANOU Nikandros	CYP	22 AUG 1989	9	NM

INTERNET Service: www.european-athletics.org

Timing, Measurement & Data Service by  OMEGA

printed at SAT 30 JUN 2012 23:22

Page 4 of 17

INTERNATIONAL PARTNERS



Qualification Group B (cont.)

Qualification Group B		5.10	5.30	5.40	5.50	5.55
1	MAZURYK Maksym	-	-	xxo	-	o
2	HOLZDEPPE Raphael	-	-	-	o	-
2	KUDLICKA Jan	-	o	-	o	-
4	JØRGENSEN Rasmus	o	-	o	xo	x-
4	KUCHERYANU Sergey	-	o	-	xo	-
6	BYCHKOV Igor	o	xo	-	xo	xx-
7	MOHR Malte	-	-	-	xxo	-
8	CLAVIER Jérôme	-	o	-	xxx	-
9	SALOMÁKI Eemeli	-	xo	-	xxx	-
10	CUTTS Luke	o	xxx	-	-	-
	BONI Marco	xxx	-	-	-	-
	CZERWINSKI P	-	xxx	-	-	-
	MAIA Edi	xxx	-	-	-	-
	STYLIANOU N	xxx	-	-	-	-

Qualified: qualifying perf. 5.60 (Q) or 12 best performers (q) to the advance to the Final

Triple Jump Men

Final 30 JUN 2012 / 19:05

Rank	Name	Nat	Date of Birth	Order	Result	
1	DONATO Fabrizio	ITA	14 AUG 1976	11	17.63	*=EL
2	EL-SHERYF Sheryf	UKR	2 JAN 1989	6	17.28	
3	TSAPIK Aliaksei	BLR	4 AUG 1988	5	16.97	
4	FYODOROV Aleksey	RUS	25 MAY 1991	3	16.83	SB
5	KARAILIEV Momchil	BUL	21 MAY 1982	1	16.77	
6	HOFFMANN Karol	POL	1 JUN 1989	7	16.74	
7	PLATNITSKI Dzmitry	BLR	26 AUG 1988	10	16.68	
8	HALEVI Yochai	ISR	10 MAY 1982	8	16.67	
9	TSIÁMIS Dimitrios	GRE	12 JAN 1982	2	16.52	
10	SCHEMBRI Fabrizio	ITA	27 JAN 1981	9	16.40	
11	ATANASOV Zlatozar	BUL	12 DEC 1989	12	16.39	
12	POHLE Andreas	GER	6 APR 1981	4	16.34	


	1	2	3	4	5	6	
1	DONATO Fabrizio	17.63 (+2.8)	17.53 (+0.8)	17.49 (+1.5)	17.17 (+1.3)	-	16.08 (+0.2)
2	EL-SHERYF Sheryf	17.28 (+2.2)	16.99 (+0.5)	16.94 (+1.0)	16.57 (+0.9)	-	-
3	TSAPIK Aliaksei	16.18 (+0.9)	16.97 (+3.8)	x (+2.2)	15.38 (+0.7)	16.65 (+2.0)	16.83 (+2.7)
4	FYODOROV Aleksey	x (+1.2)	16.83 (+1.3)	x (+1.6)	16.72 (+1.0)	16.68 (+1.3)	16.79 (+1.9)
5	KARAILIEV Momchil	x (+0.5)	16.77 (+2.1)	16.68 (+2.6)	16.61 (+2.1)	x (+1.4)	x (+1.4)
6	HOFFMANN Karol	16.74 (+1.5)	16.06 (-0.3)	x (+0.6)	16.71 (+1.9)	x (+1.4)	16.47 (+1.1)
7	PLATNITSKI Dzmitry	x (+1.8)	x (+2.4)	16.56 (+2.2)	x (+2.0)	16.68 (+0.9)	16.50 (+0.3)
8	HALEVI Yochai	16.24 (+1.0)	16.25 (+1.3)	16.62 (+1.3)	16.19 (+0.7)	16.62 (+0.7)	16.67 (+0.5)
9	TSIÁMIS Dimitrios	16.52 (+0.9)	16.19 (+2.6)	16.44 (+0.7)	-	-	-
10	SCHEMBRI Fabrizio	16.34 (+0.8)	x (+0.3)	16.40 (+2.7)	-	-	-
11	ATANASOV Zlatozar	15.74 (-1.0)	16.03 (+1.7)	16.39 (+1.2)	-	-	-
12	POHLE Andreas	x (+0.5)	x (-0.3)	16.34 (+1.7)	-	-	-

Disc Men

Final 30 JUN 2012 / 19:10

Rank	Name	Nat	Date of Birth	Order	Result
1	HARTING Robert	GER	18 OCT 1984	6	68.30
2	KANTER Gerd	EST	6 MAY 1979	10	66.53
3	KOVÁGÓ Zoltán	HUN	10 APR 1979	12	66.42
4	SMITH Rutger	NED	9 JUL 1981	9	64.02
5	PESTANO Mario	ESP	8 APR 1978	5	63.87
6	CASAÑAS Frank	ESP	18 OCT 1978	7	63.60
7	URBANEK Robert	POL	29 APR 1987	2	62.99
8	MAYER Gerhard	AUT	20 MAY 1980	1	62.85
9	MÜNCH Markus	GER	13 JUN 1986	8	61.25
10	OLGUNDENIZ Erçüment	TUR	7 JUL 1976	4	60.92
11	CADÉE Erik	NED	15 FEB 1984	11	60.58
12	OKOYE Lawrence	GBR	6 OCT 1991	3	60.09

INTERNET Service: www.european-athletics.org

Timing, Measurement & Data Service by  OMEGA

printed at SAT 30 JUN 2012 23:22

Page 5 of 17

INTERNATIONAL PARTNERS



Results Day 4

Final (cont.)

Final		1	2	3	4	5	6
1	HARTING Robert	63.02	65.80	x	68.30	-	67.07
2	KANTER Gerd	65.11	x	64.32	64.44	66.53	65.47
3	KOVÁGÓ Zoltán	65.45	62.07	x	63.77	63.66	66.42
4	SMITH Rutger	x	61.51	61.71	63.97	x	64.02
5	PESTANO Mario	60.51	62.26	62.05	63.87	x	x
6	CASAÑAS Frank	62.29	63.60	x	61.03	x	60.69
7	URBANEK Robert	61.96	62.99	61.14	61.84	60.44	x
8	MAYER Gerhard	62.85	61.27	57.11	x	x	60.58
9	MÜNCH Markus	60.27	61.25	x			
10	OLGUNDENIZ E	60.92	x	x			
11	CADÉE Erik	x	60.49	60.58			
12	OKOYE Lawrence	55.99	60.09	57.00			

Hammer Men

Final 30 JUN 2012 / 21:05

Rank	Name	Nat	Date of Birth	Order	Result
1	PARS Krisztián	HUN	18 FEB 1982	11	79.72
2	ZAGORNIY Aleksey	RUS	31 MAY 1978	4	77.40
3	ZIÓLKOWSKI Szymon	POL	1 JUL 1976	3	76.67
4	SVIATOKHA Valery	BLR	20 JUL 1981	8	75.83
5	VIZZONI Nicola	ITA	4 JAN 1973	12	75.13
6	JONS Mattias	SWE	19 NOV 1982	9	74.56
7	ESSER Markus	GER	3 FEB 1980	6	74.49
8	BORTOLUZZI Jérôme	FRA	20 MAY 1982	7	74.49
9	KRYVITSKI Pavel	BLR	17 APR 1984	1	73.67
10	KARJALAINEN Olli-Pekka	FIN	7 MAR 1980	2	73.48
11	LOMNICKÝ Marcel	SVK	6 JUL 1987	5	73.41
	SOKYRSKYI Oleksiy	UKR	16 MAR 1985	10	NM

	1	2	3	4	5	6
1	PARS Krisztián	78.57	79.40	x	79.72	79.46
2	ZAGORNIY Aleksey	74.97	76.51	x	x	75.92
3	ZIÓLKOWSKI Szymon	76.44	x	x	x	74.31
4	SVIATOKHA Valery	75.83	x	x	73.34	73.15
5	VIZZONI Nicola	75.13	74.77	74.22	74.77	x
6	JONS Mattias	74.50	73.64	x	74.56	x
7	ESSER Markus	74.18	73.26	73.00	74.49	72.23
8	BORTOLUZZI Jérôme	73.89	74.49	73.10	x	73.89
9	KRYVITSKI Pavel	x	x	73.67		
10	KARJALAINEN O	69.97	73.08	73.48		
11	LOMNICKÝ Marcel	73.41	x	72.97		
	SOKYRSKYI Oleksiy	x	x	x		

Results Day 4

4x100m Relay Men

Semifinal 1/2

30 JUN 2012 / 11:20

Rank	Nat	Nation	Lane	Reaction time	Result
1	GBR	Great Britain & NI	5	0.161	38.98 Q
					1 - MALCOLM Christian (3 JUN 1979) 2 - CHAMBERS Dwain (5 APR 1978) 3 - ELLINGTON James (6 SEP 1985) 4 - LEWIS-FRANCIS Mark (4 SEP 1982)
2	RUS	Russia	1	0.145	39.08 Q
					1 - IDRISOV Mikhail (21 JUN 1988) 2 - PETRYASHOV K (16 DEC 1984) 3 - KOLESNICHENKO V (1 FEB 1990) 4 - KARAVAEV Pavel (27 AUG 1988)
3	NED	Netherlands	8	0.195	39.34 Q
					1 - MARIANO Brian (22 JAN 1985) 2 - MARTINA Churandy (3 JUL 1984) 3 - FELLER Jerrel (9 JUN 1987) 4 - CODRINGTON G (17 JUL 1988)
4	POR	Portugal	7	0.190	39.66 q
					1 - MONTEIRO Ricardo (2 OCT 1985) 2 - GONÇALVES Dany (14 MAR 1985) 3 - ABRANTES Arnaldo (27 NOV 1986) 4 - NASCIMENTO Y (17 APR 1986)
5	FIN	Finland	6	0.164	39.85
					1 - HAAPALA Eero (10 JUL 1989) 2 - HONGISTO Visa (9 APR 1987) 3 - ÅSTRAND Jonathan (9 SEP 1985) 4 - MYLLYMÄKI Ville (15 JAN 1990)
6	SWE	Sweden	4	0.146	39.87
					1 - SENNUNG David (24 AUG 1991) 2 - OLSSON Benjamin (29 JAN 1991) 3 - KLING-BAPTISTE Tom (29 AUG 1990) 4 - TÄRNHUVUD Stefan (16 JAN 1985)
7	LAT	Latvia	2	0.129	40.46
					1 - PANKINS Nikita (17 JUN 1992) 2 - LEITIS Janis (13 APR 1989) 3 - SABAJEVS Sandis (26 APR 1985) 4 - MEZITIS Janis (14 AUG 1986)
	POL	Poland	3	0.169	DNF
					1 - ADAMSKI Jakub (11 NOV 1987) 2 - KUC Dariusz (24 APR 1986) 3 - KUBACZYK Robert (4 AUG 1986) 4 - KRYNSKI Kamil (12 MAY 1987)

4x100m Relay Men


Semifinal 2/2

30 JUN 2012 / 11:30

Rank	Nat	Nation	Lane	Reaction time	Result
1	FRA	France	6	0.177	39.01 Q
					1 - BIRON Emmanuel (29 JUL 1988) 2 - LEMAITRE C (11 JUN 1990) 3 - PESSONNEAUX P (25 NOV 1987) 4 - VICAUT Jimmy (27 FEB 1992)
2	GER	Germany	7	0.156	39.04 Q
					1 - JAKUBCZYK Lucas (28 APR 1985) 2 - UNGER Tobias (10 JUL 1979) 3 - KOSENKOW Alexander (14 MAR 1977) 4 - KELLER Martin (26 SEP 1986)
3	SUI	Switzerland	2	0.150	39.41 Q
					1 - WILSON Alex (19 SEP 1990) 2 - SCHENKEL Reto (28 APR 1988) 3 - GUGERLI Steven (6 AUG 1985) 4 - SCHNEEBERGER Marc (5 JUL 1981)
4	CZE	Czech Republic	4	0.190	39.52 q
					1 - VELEBA Jan (6 DEC 1986) 2 - ŠULC Rostislav (2 FEB 1981) 3 - ŠULC Vojtech (12 OCT 1986) 4 - ŠTASTNÝ Lukáš (23 FEB 1991)
5	ESP	Spain	5	0.176	39.81
					1 - VILES Eduard (8 FEB 1991) 2 - HORTELANO Bruno (18 SEP 1991) 3 - GAVALDÁ Alberto (5 NOV 1992) 4 - ALONSO Diego (29 DEC 1987)
6	LTU	Lithuania	8	0.212	40.68
					1 - DILYS Egidijus (1 SEP 1987) 2 - ADOMAVICIUS Ž (1 JUL 1985) 3 - SKRABULIS Martas (18 SEP 1989) 4 - PRANCKEVICIUS A (12 JUL 1989)
7	TUR	Turkey	3	0.321	41.42
					1 - YILDIRIM Birol (2 JUN 1994) 2 - SEN Furkan (8 FEB 1994) 3 - AY Aykut (3 AUG 1995) 4 - HEKIMOGLU Yigitcan (27 APR 1992)
	ITA	Italy	1	0.156	DNF
					1 - CERUTTI Fabio (26 SEP 1985) 2 - COLLIO Simone (27 DEC 1979) 3 - DI GREGORIO E (13 DEC 1980) 4 - RIPARELLI Jacques (27 MAR 1983)

Qualified: First 3 in each heat (Q) and 2 best performers (q) advance to the Final

INTERNET Service: www.european-athletics.org

Timing, Measurement & Data Service by  OMEGA

printed at SAT 30 JUN 2012 23:22

Page 7 of 17

INTERNATIONAL PARTNERS



Results Day 4

4x400m Relay Men

Semifinal 1/2

30 JUN 2012 / 20:25

Rank	Nat	Nation	Lane	Reaction time	Result
1	GBR	Great Britain & NI	2	0.165	3:05.50 Q
			1 - LENNON-FORD Luke (5 MAY 1989) 2 - BINGHAM Michael (13 APR 1986) 3 - WILLIAMS Conrad (20 MAR 1982) 4 - LEVINE Nigel (30 APR 1989)		
2	POL	Poland	5	0.162	3:05.69 Q
			1 - BUDZIEJEWSKI Kamil (14 SEP 1988) 2 - CIEPIELA Jan (21 JAN 1989) 3 - PIETRZAK Michal (3 APR 1989) 4 - WIADEREK Piotr (5 FEB 1984)		
3	GER	Germany	3	0.169	3:05.71 Q
			1 - PLASS Jonas (1 AUG 1986) 2 - GABA Kamghe (13 JAN 1984) 3 - ZENDER Niklas (28 AUG 1990) 4 - SCHNEIDER Thomas (7 NOV 1988)		
4	FRA	France	6	0.168	3:06.44 q
			1 - VENEL Teddy (16 MAR 1985) 2 - KEÏTA Naman (9 APR 1978) 3 - MACEDOT Marc (15 SEP 1988) 4 - ANNE Mame-Ibra (7 NOV 1989)		
5	ITA	Italy	4	0.209	3:08.78
			1 - VALENTINI Lorenzo (13 APR 1991) 2 - JUAREZ Isalbet (20 DEC 1987) 3 - BARBERI Andrea (15 JAN 1979) 4 - LICCIARDELLO C (11 JAN 1986)		
6	RUS	Russia	8	0.191	3:09.94
			1 - KIBAKIN Yegor (17 APR 1992) 2 - KENIG Aleksey (15 AUG 1990) 3 - ALEKSANDRENKO M (11 MAR 1985) 4 - UGLOV Nikita (11 OCT 1993)		
7	TUR	Turkey	7	0.354	3:11.44
			1 - GÜZEL Mehmet (20 AUG 1991) 2 - KILIÇ Halit (1 MAR 1992) 3 - KOCABEYOĞLU B (14 JUL 1991) 4 - CAN Yavuz (23 FEB 1987)		
	IRL	Ireland	1	0.151	DQ R 163.3b
			1 - MURPHY Brian (16 SEP 1982) 2 - GILLICK David (9 JUL 1983) 3 - CROWE Tim (10 DEC 1991) 4 - HARVEY Jason (9 AUG 1991)		

4x400m Relay Men


Semifinal 2/2

30 JUN 2012 / 20:37

Rank	Nat	Nation	Lane	Reaction time	Result
1	BEL	Belgium	6	0.216	3:05.29 Q
			1 - DUERINCK Nils (20 MAR 1984) 2 - GILLET Antoine (22 MAR 1988) 3 - BOUCKAERT Jente (15 JAN 1990) 4 - BORLÉE Kevin (22 FEB 1988)		
2	CZE	Czech Republic	8	0.184	3:05.41 Q
			1 - NEMECEK Daniel (11 AUG 1991) 2 - MASLÁK Pavel (21 FEB 1991) 3 - PROROK Josef (16 NOV 1987) 4 - HOLUŠA Jakub (20 FEB 1988)		
3	UKR	Ukraine	7	0.177	3:06.12 Q
			1 - KNYSH Myhaylo (22 NOV 1983) 2 - RYEMYEN Oleksiy (25 JUN 1986) 3 - HUTSOL Yevhen (13 MAY 1990) 4 - BURAKOV Volodymyr (6 MAY 1985)		
4	NED	Netherlands	4	0.199	3:06.15 q
			1 - MOERMAN Joeri (5 JUL 1987) 2 - PETERS Bram (6 FEB 1992) 3 - SPILLEKOM Dennis (7 AUG 1990) 4 - EL RHALFIOUI Y (6 SEP 1983)		
5	ESP	Spain	3	0.216	3:09.11
			1 - BRIONES Roberto (7 JUL 1983) 2 - UJAKPOR Mark (18 JAN 1987) 3 - TESTA David (9 AUG 1984) 4 - GARCÍA Samuel (4 DEC 1991)		
6	FIN	Finland	2	0.179	3:10.26
			1 - MONNI Petteri (31 MAR 1990) 2 - WENDELIN Ville (14 MAY 1990) 3 - MÖRÖ Oskari (31 JAN 1993) 4 - KOSKELA Jani (14 APR 1993)		
7	HUN	Hungary	5	0.242	3:11.79
			1 - KÁSA Tibor (16 AUG 1987) 2 - KOVÁCS Zoltán (19 JUN 1990) 3 - BARTHA Dávid (1 APR 1994) 4 - LUKÁCS Máté (15 DEC 1990)		

Qualified: First 3 in each heat (Q) and 2 best performers (q) advance to the Final

INTERNET Service: www.european-athletics.org

Timing, Measurement & Data Service by  OMEGA

printed at SAT 30 JUN 2012 23:22

Page 8 of 17

INTERNATIONAL PARTNERS



200m Women
Final
30 JUN 2012 / 20:50

Wind: -1.3 m/s

Rank	Name	Nat	Date of Birth	Lane	Reaction time	Result
1	RYEMYEN Mariya	UKR	2 AUG 1987	3	0.153	23.05
2	STUY Hrustyna	UKR	3 FEB 1988	7	0.161	23.17
3	SOUMARÉ Myriam	FRA	29 OCT 1986	5	0.147	23.21
4	PYATACHENKO Viktoriya	UKR	7 MAY 1989	6	0.159	23.25
5	SCHIPPERS Dafne	NED	15 JUN 1992	4	0.166	23.53
6	SAMUEL Jamile	NED	24 APR 1992	1	0.171	23.55
7	ARTYMATA Eleni	CYP	16 MAY 1986	2	0.184	23.59
8	DANOIS Johanna	FRA	4 APR 1987	8	0.164	23.61

Heptathlon
800m - Heat 1/2
30 JUN 2012 / 19:00

Rank	Name	Nat	Date of Birth	Lane	Result	Points
1	RATH Claudia	GER	25 APR 1986	6	2:11.09	949
2	MARCUSSEN Ida	NOR	1 NOV 1987	4	2:12.36	930 SB
3	FRANSEN Remona	NED	25 NOV 1985	1	2:14.37	902
4	MAISONNIER Blandine	FRA	3 JAN 1986	8	2:16.86	867
5	FYODOROVA Alina	UKR	31 JUL 1989	3	2:17.77	854
6	FARKAS Györgyi	HUN	13 FEB 1985	5	2:19.93	824
7	KELO Niina	FIN	26 MAR 1980	7	2:25.38	752
8	SCHÄFER Carolin	GER	5 DEC 1991	2	2:25.79	747
	PANTELEYEVA Yana	RUS	16 JUN 1988	7	DNS	

Intermediate times: 400m 1:04.51 MARCUSSEN Ida (NOR)
600m 1:37.62 MARCUSSEN Ida (NOR)

Heptathlon
800m - Heat 2/2
30 JUN 2012 / 19:08

Rank	Name	Nat	Date of Birth	Lane	Result	Points
1	SAMUELSSON Jessica	SWE	14 MAR 1985	8	2:08.70	984 SB
2	BOLSHOVA Yekaterina	RUS	4 FEB 1988	2	2:10.10	963 PB
3	IKAUNIECE Laura	LAT	31 MAY 1992	4	2:12.82	924 PB
4	GRABUSTE Aiga	LAT	24 MAR 1988	6	2:12.90	923 PB
5	YOSYPENKO Lyudmyla	UKR	24 SEP 1984	3	2:17.63	856
6	NANA DJIMOU Ida Antoinette	FRA	2 AUG 1985	5	2:17.99	851 SB
7	KLUCINOVÁ Eliška	CZE	14 APR 1988	7	2:19.47	831
	ŠADEIKO Grit	EST	29 JUL 1989	1	DNS	

Intermediate times: 400m 1:01.62 SAMUELSSON Jessica (SWE)
600m 1:34.04 SAMUELSSON Jessica (SWE)

Results Day 4

1500m Women

Semifinal 1/2

30 JUN 2012 / 12:10

Rank	Name	Nat	Date of Birth	Order	Result	
1	MISHCHENKO Anna	UKR	25 AUG 1983	5	4:08.95	Q
2	ÇAKIR - ALPTEKIN Asli	TUR	20 AUG 1985	11	4:09.44	Q
3	KHALEYEVA Kristina	RUS	22 OCT 1987	6	4:09.69	Q
4	MACÍAS Isabel	ESP	11 AUG 1984	10	4:10.06	Q
5	CAPKOVÁ Tereza	CZE	24 JUL 1987	13	4:10.22	q
6	SUJEW Diana	GER	2 NOV 1990	9	4:10.72	q
7	MUNCAN Marina	SRB	6 NOV 1982	8	4:12.33	q
8	DEHIBA Hind	FRA	17 MAR 1979	12	4:12.79	SB
9	KREBS Denise	GER	27 JUN 1987	7	4:12.85	
10	DOAGA Ioana	ROU	5 APR 1992	3	4:13.73	
11	CICHOCKA Angelika	POL	10 JAN 1988	2	4:14.59	
12	MAGEEAN Ciara	IRL	12 MAR 1992	1	4:19.23	
	THOMAS Charlene	GBR	6 MAY 1982	4	DQ	R 163.3b

Intermediate times: 400m 1:06.53 DOAGA Ioana (ROU)
800m 2:16.59 THOMAS Charlene (GBR)
1200m 3:22.00 ÇAKIR - ALPTEKIN Asli (TUR)

1500m Women

Semifinal 2/2

30 JUN 2012 / 12:20

Rank	Name	Nat	Date of Birth	Order	Result	
1	GORBUNOVA Yekaterina	RUS	17 JAN 1989	13	4:11.58	Q
2	HARRER Corinna	GER	19 JAN 1991	1	4:11.59	Q
3	BULUT Gamze	TUR	3 AUG 1992	9	4:11.68	Q
4	FERNÁNDEZ Nuria	ESP	16 AUG 1976	7	4:11.77	Q
5	MÁKESTAD BOVIM Ingvill	NOR	7 AUG 1981	2	4:11.97	q
6	GEGA Luiza	ALB	5 NOV 1988	4	4:12.54	
7	LEHTINEN Johanna	FIN	21 FEB 1979	8	4:14.83	SB
8	FUENTES-PILA Iris María	ESP	10 AUG 1980	5	4:15.95	
9	ROMAN Sonja	SLO	11 MAR 1979	6	4:16.68	
10	SHEVCHENKO Anzhela	UKR	29 OCT 1987	11	4:17.41	
11	KARAKAYA Tugba	TUR	16 FEB 1991	12	4:19.58	SB
12	DRUMM Orla	IRL	6 APR 1984	3	4:19.61	
13	CHOJECKA Lidia	POL	25 JAN 1977	10	4:20.66	

Intermediate times: 400m 1:08.88 SHEVCHENKO Anzhela (UKR)
800m 2:17.15 SHEVCHENKO Anzhela (UKR)
1200m 3:23.76 HARRER Corinna (GER)

Qualified: First 4 in each heat (Q) and 4 best performers (q) advance to the Final

100m Hurdles Women


Semifinal 1/2

30 JUN 2012 / 19:35

Wind: -2.3 m/s

Rank	Name	Nat	Date of Birth	Lane	Reaction time	Result	
1	TALAY Alina	BLR	14 MAY 1989	3	0.185	13.03	Q
2	SCHROTT Beate	AUT	15 APR 1988	4	0.169	13.08	Q
3	CATTANEO Micol	ITA	14 MAY 1982	7	0.167	13.10	Q
4	BERINGS Eline	BEL	28 MAY 1986	6	0.138	13.17	
5	VUKICEVIC Christina	NOR	18 JUN 1987	1	0.140	13.23	
6	KONDAKOVA Yuliya	RUS	4 DEC 1981	5	0.145	13.32	
7	HILDEBRAND Nadine	GER	20 SEP 1987	2	0.139	13.52	
	DIAWARA Aisseta	FRA	29 JUN 1989	8		DQ	R 162.7

INTERNET Service: www.european-athletics.org

Timing, Measurement & Data Service by  OMEGA

printed at SAT 30 JUN 2012 23:22

Page 10 of 17

INTERNATIONAL PARTNERS



100m Hurdles Women
Semifinal 2/2
30 JUN 2012 / 19:43

Wind: +0.6 m/s

Rank	Name	Nat	Date of Birth	Lane	Reaction time	Result
1	YANIT Nevin	TUR	16 FEB 1986	3	0.173	12.92 Q
2	POPLAVSKAYA Ekaterina	BLR	7 MAY 1987	6	0.167	13.03 Q
3	ZAGRÉ Anne	BEL	13 MAR 1990	1	0.160	13.08 Q
4	ROLEDER Cindy	GER	21 AUG 1989	4	0.148	13.13 q
5	CARAVELLI Marzia	ITA	23 OCT 1981	5	0.145	13.15 q
6	ŠKROBÁKOVÁ Lucie	CZE	4 JAN 1982	7	0.179	13.17
7	SAMYLOVA Olga	RUS	4 JAN 1986	2	0.141	13.24
8	DECAUX Alice	FRA	10 APR 1985	8	0.182	13.35

Qualified: First 3 in each heat (Q) and 2 best performers (q) advance to the Final

100m Hurdles Women
Final
30 JUN 2012 / 22:35

Wind: -1.4 m/s


Rank	Name	Nat	Date of Birth	Lane	Reaction time	Result
1	YANIT Nevin	TUR	16 FEB 1986	5	0.166	12.81
2	TALAY Alina	BLR	14 MAY 1989	3	0.197	12.91
3	POPLAVSKAYA Ekaterina	BLR	7 MAY 1987	6	0.165	12.97
4	SCHROTT Beate	AUT	15 APR 1988	4	0.168	12.98 =SB
5	ZAGRÉ Anne	BEL	13 MAR 1990	8	0.179	13.02
6	CARAVELLI Marzia	ITA	23 OCT 1981	1	0.154	13.11
7	ROLEDER Cindy	GER	21 AUG 1989	2	0.143	13.11
8	CATTANEO Micol	ITA	14 MAY 1982	7	0.161	13.16

3000m Steeplechase Women
Final
30 JUN 2012 / 19:55

Rank	Name	Nat	Date of Birth	Order	Result
1	MINGIR Gülcan	TUR	21 MAY 1989	8	9:32.96
2	SHMIDT Svitlana	UKR	20 MAR 1990	3	9:33.03
3	MÖLDNER-SCHMIDT Antje	GER	13 JUN 1984	2	9:36.37
4	KRAUSE Gesa-Felicitas	GER	3 AUG 1992	15	9:38.20
5	BOBOCEL Ancuta	ROU	3 OCT 1987	4	9:41.32
6	JELIZAROVA Polina	LAT	1 MAY 1989	5	9:41.38
7	GORCHAKOVA Natalya	RUS	17 APR 1983	9	9:42.98
8	MARTÍN Diana	ESP	1 APR 1981	11	9:45.36
9	CRUZ Clarisse	POR	9 JUL 1978	14	9:47.76
10	ERIKSSON Sandra	FIN	4 JUN 1989	10	9:48.19 SB
11	DANEKOVA Silvia	BUL	7 FEB 1983	1	9:51.45
12	REILLY Stephanie	IRL	23 FEB 1978	7	9:53.90
13	KHARLAMOVA Lyubov	RUS	2 MAR 1981	13	9:58.44
14	KOUBAA Sanaa	GER	6 JAN 1985	6	10:02.33
15	FUENTES-PILA Zulema	ESP	25 MAY 1977	12	10:05.06

 Intermediate times: 1000m 3:14.53 KOUBAA Sanaa (GER)
 2000m 6:31.92 KHARLAMOVA Lyubov (RUS)

 INTERNET Service: www.european-athletics.org

 Timing, Measurement & Data Service by  OMEGA

printed at SAT 30 JUN 2012 23:22

Page 11 of 17

INTERNATIONAL PARTNERS



Results Day 4

Pole Vault Women

Final

30 JUN 2012 / 19:15

Rank	Name	Nat	Date of Birth	Order	Result
1	PTÁČNÍKOVÁ Jirina	CZE	20 MAY 1986	12	4.60
2	STRUTZ Martina	GER	4 NOV 1981	3	4.60
3	KIRIAKOPOÚLOU Nikolía	GRE	21 MAR 1986	10	4.60
4	SAVCHENKO Anastasiya	RUS	15 NOV 1989	7	4.50
4	SPIEGELBURG Silke	GER	17 MAR 1986	5	4.50
6	BOSLAK Vanessa	FRA	11 JUN 1982	1	4.50
7	RYZIH Lisa	GER	27 SEP 1988	9	4.40
8	KIRYASHOVA Aleksandra	RUS	21 AUG 1985	8	4.40
9	SHVEDOVA Anastasiya	BLR	3 MAY 1979	11	4.40
10	BENGTSSON Angelica	SWE	8 JUL 1993	2	4.30
11	SCHWARTZ Jillian	ISR	19 SEP 1979	4	4.10
	STEFANÍDI Ekateríni	GRE	4 FEB 1990	6	NM

	4.10	4.30	4.40	4.50	4.55	4.60	4.65	4.70
1	PTÁČNÍKOVÁ Jirina	-	o	-	o	-	o	xxx
2	STRUTZ Martina	-	xo	o	o	-	xo	xxx
3	KIRIAKOPOÚLOU N	-	xxo	o	xo	-	xxo	-
4	SAVCHENKO A	-	o	-	o	-	xxx	xxx
4	SPIEGELBURG Silke	-	-	o	o	-	xxx	-
6	BOSLAK Vanessa	-	o	-	xo	-	xxx	-
7	RYZIH Lisa	-	-	xo	-	xxx	-	-
8	KIRYASHOVA A	-	o	xxo	-	xxx	-	-
9	SHVEDOVA A	-	xxo	xxo	xxx	-	-	-
10	BENGTSSON Angelica	xo	o	xxx	-	-	-	-
11	SCHWARTZ Jillian	xo	xxx	-	-	-	-	-
	STEFANÍDI E	xxx	-	-	-	-	-	-

Heptathlon

Long Jump - Group A

30 JUN 2012 / 11:40

Rank	Name	Nat	Date of Birth	Order	Result	Points
1	GRABUSTE Aiga	LAT	24 MAR 1988	8	6.46	994
2	RATH Claudia	GER	25 APR 1986	9	6.42	981 SB
3	BOLSHOVA Yekaterina	RUS	4 FEB 1988	7	6.30	943
4	MAISONNIER Blandine	FRA	3 JAN 1986	4	6.27	934
5	YOSYPENKO Lyudmyla	UKR	24 SEP 1984	5	6.14	893
6	FYODOROVA Alina	UKR	31 JUL 1989	6	6.11	883
7	KLUCINOVÁ Eliška	CZE	14 APR 1988	1	6.09	877
8	FARKAS Györgyi	HUN	13 FEB 1985	3	5.92	825
	PANTELEYEVA Yana	RUS	16 JUN 1988	2	NM	0

	1	2	3
1	GRABUSTE Aiga	6.46 (+2.6)	6.42 (+2.0)
2	RATH Claudia	6.42 (+1.2)	x (+1.0)
3	BOLSHOVA Y	6.22 (+1.3)	6.17 (+0.9)
4	MAISONNIER B	6.27 (+0.3)	6.30 (+0.6)
5	YOSYPENKO Lyudmyla	6.03 (+1.5)	6.14 (+1.0)
6	FYODOROVA Alina	x (+1.1)	6.11 (+1.0)
7	KLUCINOVÁ Eliška	6.09 (+1.8)	6.09 (+1.1)
8	FARKAS Györgyi	5.80 (+0.5)	5.92 (+2.4)
	PANTELEYEVA Yana	x (+2.1)	x (+2.8)

Results Day 4

Heptathlon

Long Jump - Group B

30 JUN 2012 / 11:40

Rank	Name	Nat	Date of Birth	Order	Result	Points
1	NANA DJIMOU Ida Antoinette	FRA	2 AUG 1985	7	6.42	981 PB
2	IKAUNIECE Laura	LAT	31 MAY 1992	5	6.31	946 PB
3	SAMUELSSON Jessica	SWE	14 MAR 1985	9	6.18	905 SB
4	ŠADEIKO Grit	EST	29 JUL 1989	3	6.18	905
5	MARCUSSEN Ida	NOR	1 NOV 1987	8	6.18	905 SB
6	FRANSEN Remona	NED	25 NOV 1985	4	6.03	859
7	SCHÄFER Carolin	GER	5 DEC 1991	1	5.91	822 SB
8	KELO Niina	FIN	26 MAR 1980	2	5.58	723 =SB
9	IFADÍDOU Sofia	GRE	5 JAN 1985	6	5.52	706

	1	2	3
1	NANA DJIMOU I 6.32 (0.0)	6.28 (+2.1)	6.42 (+1.2)
2	IKAUNIECE Laura 6.28 (+0.9)	6.31 (+1.5)	x (+0.7)
3	SAMUELSSON Jessica 6.18 (+1.7)	6.14 (+0.6)	5.84 (+0.1)
4	ŠADEIKO Grit 5.97 (+1.7)	6.05 (+0.9)	6.18 (+3.8)
5	MARCUSSEN Ida 6.02 (+1.3)	6.18 (+1.3)	x (+2.0)
6	FRANSEN Remona x (+1.5)	6.00 (+1.9)	6.03 (+0.9)
7	SCHÄFER Carolin 5.71 (+3.2)	5.91 (+0.9)	5.83 (+1.7)
8	KELO Niina 5.46 (+2.0)	5.58 (+1.6)	5.55 (+2.1)
9	IFADÍDOU Sofia 5.52 (+0.3)	x (+1.5)	-

Discus Women


Qualification Group A

30 JUN 2012 / 11:00

Rank	Name	Nat	Date of Birth	Order	Result
1	MÜLLER Nadine	GER	21 NOV 1985	6	64.49 Q
2	SEMENOVA Nataliya	UKR	7 JUL 1982	9	59.59 q
3	WISNIEWSKA Joanna	POL	24 MAY 1972	5	57.54 q
4	CECHLOVÁ Vera	CZE	19 NOV 1978	12	57.52 q
5	APOSTOLICO Tamara	ITA	28 APR 1989	11	56.95 q
6	ESMER Dilek	TUR	15 JAN 1988	7	55.11
7	SENDRIUTE Zinaida	LTU	10 JUN 1984	2	53.97
8	ASENJO Sabina	ESP	3 AUG 1986	1	53.92
9	RODRIGUES Irina	POR	5 FEB 1991	8	53.01
10	KÄMÄRÄINEN Sanna	FIN	8 FEB 1986	3	52.21
11	NICHOLLS Jade	GBR	30 MAR 1987	13	51.75
12	RIGISHVILI Salome	GEO	26 JAN 1990	4	49.65
13	TÖL Lasson Kätlin	EST	4 JUN 1993	10	48.55

	1	2	3
1	MÜLLER Nadine 64.49		
2	SEMENOVA Nataliya x	59.59	57.42
3	WISNIEWSKA Joanna 56.39	57.54	x
4	CECHLOVÁ Vera 57.52	57.18	56.21
5	APOSTOLICO Tamara 55.64	56.95	53.29
6	ESMER Dilek 53.94	55.11	55.00
7	SENDRIUTE Zinaida 53.97	x	x
8	ASENJO Sabina 53.92	x	x
9	RODRIGUES Irina x	52.35	53.01
10	KÄMÄRÄINEN Sanna 50.70	51.97	52.21
11	NICHOLLS Jade 49.46	50.38	51.75
12	RIGISHVILI Salome 45.71	x	49.65
13	TÖL Lasson Kätlin 48.55	x	x

INTERNET Service: www.european-athletics.org

Timing, Measurement & Data Service by  OMEGA

printed at SAT 30 JUN 2012 23:22

Page 13 of 17

INTERNATIONAL PARTNERS



Discus Women

Qualification Group B

30 JUN 2012 / 12:35

Rank	Name	Nat	Date of Birth	Order	Result	
1	PERKOVIC Sandra	CRO	21 JUN 1990	4	62.01	Q
2	ROBERT-MICHON Mélina	FRA	18 JUL 1979	10	61.86	Q
3	TOMAŠEVIC Dragana	SRB	4 JUN 1982	2	61.65	Q
4	RÜH Anna	GER	17 JUN 1993	1	60.73	q
5	FISCHER Julia	GER	1 APR 1990	7	59.95	q
6	ARTÍC Natalia	MDA	24 JUL 1987	5	57.42	q
7	JANSEN Monique	NED	3 OCT 1978	11	57.12	q
8	STANKOVÁ Eliška	CZE	11 NOV 1984	9	55.22	
9	BORDIGNON Laura	ITA	26 MAR 1981	3	55.11	
10	KARSAK Kateryna	UKR	26 DEC 1985	12	54.32	
11	KOMULAINEN Tanja	FIN	2 MAR 1980	6	53.52	
12	KUBELOVÁ Jitka	CZE	2 OCT 1991	8	51.71	

	1	2	3
1	PERKOVIC Sandra	x	62.01
2	ROBERT-MICHON M	57.84	60.69
3	TOMAŠEVIC Dragana	56.48	59.04
4	RÜH Anna	55.90	58.42
5	FISCHER Julia	59.05	59.95
6	ARTÍC Natalia	49.48	57.42
7	JANSEN Monique	57.12	x
8	STANKOVÁ Eliška	55.22	x
9	BORDIGNON Laura	49.56	52.07
10	KARSAK Kateryna	x	54.32
11	KOMULAINEN Tanja	x	50.04
12	KUBELOVÁ Jitka	47.28	50.49

Qualified: qualifying perf. 61.00 (Q) or 12 best performers (q) to the advance to the Final

Heptathlon


Javelin - Group A

30 JUN 2012 / 14:10

Rank	Name	Nat	Date of Birth	Order	Result	Points
1	NANA DJIMOU Ida Antoinette	FRA	2 AUG 1985	1	55.82	973 PB
2	YOSYPENKO Lyudmyla	UKR	24 SEP 1984	6	49.61	853 SB
3	KELO Niina	FIN	26 MAR 1980	7	49.02	841
4	SCHÄFER Carolin	GER	5 DEC 1991	8	48.81	837
5	IKAUNIECE Laura	LAT	31 MAY 1992	4	47.32	808
6	FARKAS Györgyi	HUN	13 FEB 1985	5	45.81	779 SB
7	ŠADEIKO Grit	EST	29 JUL 1989	3	45.38	771
8	KLUCINOVÁ Eliška	CZE	14 APR 1988	9	42.58	717
	IFADÍDOU Sofia	GRE	5 JAN 1985	2	DNS	

	1	2	3
1	NANA DJIMOU I	55.82	43.67
2	YOSYPENKO Lyudmyla	49.61	49.01
3	KELO Niina	45.50	49.02
4	SCHÄFER Carolin	48.81	x
5	IKAUNIECE Laura	x	46.38
6	FARKAS Györgyi	43.13	45.81
7	ŠADEIKO Grit	44.27	44.86
8	KLUCINOVÁ Eliška	42.58	x
	IFADÍDOU Sofia		

INTERNET Service: www.european-athletics.org

Timing, Measurement & Data Service by  OMEGA

printed at SAT 30 JUN 2012 23:22

Page 14 of 17

INTERNATIONAL PARTNERS



Results Day 4

Heptathlon

Javelin - Group B

30 JUN 2012 / 15:15

Rank	Name	Nat	Date of Birth	Order	Result	Points
1	MARCUSSEN Ida	NOR	1 NOV 1987	5	46.03	783 SB
2	GRABUSTE Aiga	LAT	24 MAR 1988	1	45.85	780
3	BOLSHOVA Yekaterina	RUS	4 FEB 1988	6	40.47	676 PB
4	RATH Claudia	GER	25 APR 1986	3	39.99	667
5	MAISONNIER Blandine	FRA	3 JAN 1986	8	38.96	647
6	PANTELEYEVA Yana	RUS	16 JUN 1988	2	38.45	638
7	SAMUELSSON Jessica	SWE	14 MAR 1985	7	38.34	635
8	FYODOROVA Alina	UKR	31 JUL 1989	9	38.12	631 SB
9	FRANSEN Remona	NED	25 NOV 1985	4	34.78	567


	1	2	3
1	MARCUSSEN Ida 44.10	x	46.03
2	GRABUSTE Aiga 45.85	x	x
3	BOLSHOVA Y 33.31	40.47	x
4	RATH Claudia 32.51	34.06	39.99
5	MAISONNIER B 37.55	37.40	38.96
6	PANTELEYEVA Yana 38.45	x	x
7	SAMUELSSON Jessica 37.04	38.34	35.59
8	FYODOROVA Alina 35.03	36.09	38.12
9	FRANSEN Remona 33.78	32.42	34.78

Heptathlon

30 JUN 2012

Rank	Name	Nat	Date of Birth	Order	total
1	NANA DJIMOU Ida Antoinette	FRA	2 AUG 1985	1	6544
2	YOSYPENKO Lyudmyla	UKR	24 SEP 1984	9	6387
3	IKAUNIECE Laura	LAT	31 MAY 1992	8	6335
4	GRABUSTE Aiga	LAT	24 MAR 1988	11	6325
5	BOLSHOVA Yekaterina	RUS	4 FEB 1988	19	6298
6	SAMUELSSON Jessica	SWE	14 MAR 1985	14	6262
7	RATH Claudia	GER	25 APR 1986	15	6210
8	KLUCINOVÁ Eliška	CZE	14 APR 1988	18	6151
9	MARCUSSEN Ida	NOR	1 NOV 1987	2	6073
10	MAISONNIER Blandine	FRA	3 JAN 1986	12	6009
11	SCHÄFER Carolin	GER	5 DEC 1991	17	6003
12	FRANSEN Remona	NED	25 NOV 1985	5	5964
13	FYODOROVA Alina	UKR	31 JUL 1989	10	5959
14	FARKAS Györgyi	HUN	13 FEB 1985	4	5874
15	KELO Niina	FIN	26 MAR 1980	6	5692
	PANTELEYEVA Yana	RUS	16 JUN 1988	16	DNF
	ŠADEIKO Grit	EST	29 JUL 1989	3	DNF
	IFADIDOU Sofia	GRE	5 JAN 1985	7	DNF
	AERTS Sara	BEL	25 JAN 1984	13	DNF

INTERNET Service: www.european-athletics.org

Timing, Measurement & Data Service by  OMEGA

printed at SAT 30 JUN 2012 23:22

Page 15 of 17

INTERNATIONAL PARTNERS



4x100m Relay Women
Semifinal 1/2
30 JUN 2012 / 13:05


Rank	Nat	Nation	Lane	Reaction time	Result
1	UKR	Ukraine	2	0.134	42.70 Q
		1 - POVH Olesya (18 OCT 1987) 3 - RYEMYEN Mariya (2 AUG 1987)		2 - POHREBNIYAK N (19 FEB 1988) 4 - PYATACHENKO V (7 MAY 1989)	
2	FRA	France	3	0.167	43.12 Q
		1 - LOUAMI Carima (12 MAY 1979) 3 - GALAIS Jennifer (7 MAR 1992)		2 - IKUESAN Ayodelé (15 MAY 1985) 4 - ARRON Christine (13 SEP 1973)	
3	POL	Poland	6	0.158	43.13 Q
		1 - POPOWICZ Marika (28 APR 1988) 3 - JESCHKE Marta (2 JUN 1986)		2 - KORCZYNSKA Daria (30 JUL 1981) 4 - PTAK Ewelina (20 MAR 1987)	
4	SUI	Switzerland	4	0.173	43.51 q NR
		1 - CUENI Michelle (4 DEC 1983) 3 - SPRUNGER Ellen (5 AUG 1986)		2 - GASSER Jacqueline (23 FEB 1990) 4 - SPRUNGER Léa (5 MAR 1990)	
5	BLR	Belarus	5	0.174	43.69 q
		1 - ASTASHKA Volha (28 AUG 1986) 3 - DANILYUK-NEVMERZHY (27 JUL 1980)		2 - HANCHAR Katsiaryna (30 AUG 1988) 4 - BALKINA Yuliya (12 APR 1984)	
6	SLO	Slovenia	7	0.150	44.28
		1 - SITAR Alja (11 JUL 1992) 3 - ŽUMER Kristina (2 FEB 1980)		2 - STRAJNAR Sara (8 MAY 1989) 4 - OTTEY Merlene (10 MAY 1960)	
7	BUL	Bulgaria	8	0.174	45.25
		1 - LALEVA Gabriela (14 APR 1990) 3 - OKOLIYE Karin (1 MAY 1994)		2 - NAIMOVA Tezdzhan (1 MAY 1987) 4 - VLADEVA Vaia (25 MAY 1984)	
8	ESP	Spain	1	0.179	45.47
		1 - RECIO Belén (11 AUG 1980) 3 - FURUNDARENA Alazne (19 SEP 1989)		2 - MARTÍNEZ Plácida (14 MAY 1985) 4 - SANTIAGO S (22 SEP 1985)	

4x100m Relay Women
Semifinal 2/2
30 JUN 2012 / 13:15

Rank	Nat	Nation	Lane	Reaction time	Result
1	GER	Germany	8	0.182	43.03 Q
		1 - GÜNTHER Leena (16 APR 1991) 3 - LOFAMAKANDA PINTO (2 JUL 1992)		2 - CIBIS Anne (27 SEP 1985) 4 - SAILER Verena (16 OCT 1985)	
2	RUS	Russia	7	0.165	43.62 Q
		1 - POLYAKOVA Y (29 MAY 1983) 3 - VORONENKOVA Y (8 SEP 1988)		2 - KUZINA Yekaterina (28 JUN 1991) 4 - BELKINA Olga (23 AUG 1990)	
3	NED	Netherlands	3	0.167	43.80 Q
		1 - AKIHARY Esther (14 APR 1987) 3 - LUBBERS Eva (6 FEB 1992)		2 - DOPHEIDE Marit (28 DEC 1990) 4 - VASELL Kadene (29 JAN 1989)	
4	BEL	Belgium	1	0.174	43.81
		1 - BORLÉE Olivia (10 APR 1986) 3 - CLAES Hanne (4 AUG 1991)		2 - MARIËN Hanna (16 MAY 1982) 4 - ZAGRÉ Anne (13 MAR 1990)	
5	ITA	Italy	5	0.178	43.90
		1 - HOOPER Gloria (3 MAR 1992) 3 - AMIDEI Martina (8 APR 1991)		2 - ALLOH Audrey (21 JUL 1987) 4 - DRAISCI Ilenia (13 JUL 1989)	
6	FIN	Finland	4	0.176	44.65
		1 - RÄSÄNEN Maria (11 MAR 1992) 3 - LAUKKA Minna (21 MAY 1987)		2 - HÄMÄLÄINEN Noora (15 MAR 1988) 4 - LATVALA H (30 OCT 1987)	
	GBR	Great Britain & NI	6	0.189	DQ R 163.3a
		1 - ONUORA Anyika (28 OCT 1984) 3 - JONES Hayley (14 SEP 1988)		2 - DOUGLAS Montell (24 JAN 1986) 4 - NELSON Ashlee (20 FEB 1991)	
	SWE	Sweden	2	0.131	DQ R 170.7
		1 - SKUGGE Julia (14 MAR 1988) 3 - JERNSTIG Freja (1 JAN 1992)		2 - JARDER Erica (2 APR 1986) 4 - BERNTSSON Lena (4 NOV 1978)	

Qualified: First 3 in each heat (Q) and 2 best performers (q) advance to the Final

INTERNET Service: www.european-athletics.org

Timing, Measurement & Data Service by  **OMEGA**

printed at SAT 30 JUN 2012 23:22

Page 16 of 17

INTERNATIONAL PARTNERS



Results Day 4

4x400m Relay Women

Semifinal 1/2

30 JUN 2012 / 21:50

Rank	Nat	Nation	Lane	Reaction time	Result
1	UKR	Ukraine	4	0.224	3:29.09 Q
		1 - OLISHEVSKA Yuliya (2 FEB 1989) 3 - PYHYDA Nataliya (30 JAN 1981)		2 - PRYSTUPA Darya (26 NOV 1987) 4 - LOHVYVENKO Alina (18 JUL 1990)	
2	GER	Germany	3	0.160	3:31.38 Q
		1 - CREMER Esther (29 MAR 1988) 3 - KLOPSCH Christiane (21 AUG 1990)		2 - LINDENBERG Janin (20 JAN 1987) 4 - KOHLMANN Fabienne (6 NOV 1989)	
3	ROU	Romania	1	0.165	3:31.48 Q
		1 - LAVRIC Mirela (17 FEB 1991) 3 - RAZOR Bianca (8 AUG 1994)		2 - PANAINTE A (7 NOV 1988) 4 - MOROSANU Angela (26 JUL 1986)	
4	BLR	Belarus	2	0.180	3:31.50
		1 - BOIKA Maryna (2 NOV 1988) 3 - YURENYA Yulia (27 MAY 1992)		2 - KHLIUSTAVA Iryna (14 JUN 1978) 4 - USOVICH Ilona (14 NOV 1982)	
5	TUR	Turkey	8	0.176	3:34.70
		1 - APAK Sema (17 AUG 1985) 3 - REDIF Meliz (26 MAR 1989)		2 - AYDIN Merve (17 MAR 1990) 4 - SAKA Pinar (5 NOV 1985)	
6	NOR	Norway	6	0.220	3:37.74
		1 - HELGESEN I (29 MAY 1985) 3 - KLOSTER Line (27 FEB 1990)		2 - BRANDT N (2 NOV 1985) 4 - BERGE M (8 MAR 1990)	
7	ESP	Spain	7	0.223	3:38.00
		1 - BOKESA A (14 DEC 1988) 3 - GARRIDO Begoña (3 MAR 1985)		2 - ROMERO Natalia (17 NOV 1988) 4 - DíEZ Andrea (22 NOV 1988)	
	IRL	Ireland	5	0.274	DQ R 170.19
		1 - BERGIN Claire (2 FEB 1985) 3 - HEFFERNAN Marian (16 APR 1982)		2 - CUDDIHY Joanne (11 MAY 1984) 4 - CAREY Michelle (20 FEB 1981)	

4x400m Relay Women


Semifinal 2/2

30 JUN 2012 / 22:02

Rank	Nat	Nation	Lane	Reaction time	Result
1	FRA	France	3	0.199	3:29.03 Q
		1 - ANACHARSIS Phara (17 DEC 1983) 3 - GUION FIRMIN L (7 AUG 1991)		2 - DIARRA E (8 MAR 1990) 4 - GUEI Floria (2 MAY 1990)	
2	GBR	Great Britain & NI	6	0.169	3:29.96 Q
		1 - CHILD Eilidh (20 FEB 1987) 3 - SANDERS Nicola (23 JUN 1982)		2 - MASSEY Kelly (11 JAN 1985) 4 - COX Shana (22 JAN 1985)	
3	CZE	Czech Republic	7	0.216	3:30.86 Q
		1 - BARTONICKOVÁ Jitka (22 DEC 1985) 3 - BERGROVÁ Zuzana (24 NOV 1984)		2 - ROSLOVÁ Denisa (21 AUG 1986) 4 - HEJNOVÁ Zuzana (19 DEC 1986)	
4	RUS	Russia	5	0.210	3:31.35 q
		1 - TOVARNOVA Olga (11 APR 1985) 3 - MOLGACHEVA Liliya (2 MAR 1990)		2 - VESHKUROVA Tatyana (23 SEP 1981) 4 - TEREKHOVA Yuliya (20 FEB 1990)	
5	POL	Poland	1	0.144	3:31.50 q
		1 - BEDNAREK Agata (28 JUN 1988) 3 - BAUMGART Iga (11 APR 1989)		2 - SWIETY Justyna (3 DEC 1992) 4 - JESIEN Anna (10 DEC 1978)	
6	ITA	Italy	2	0.163	3:31.64
		1 - BAZZONI Chiara (5 JUL 1984) 3 - GRENOT Libania (12 JUL 1983)		2 - SPACCA M (20 MAR 1986) 4 - MILANI Marta (9 MAR 1987)	
7	POR	Portugal	8	0.185	3:40.79
		1 - TAVARES Carla (22 MAY 1982) 3 - BARBOSA Vera (13 JAN 1989)		2 - DUARTE Carolina (1 JAN 1990) 4 - MONTEIRO Joceline (10 MAY 1990)	
8	FIN	Finland	4	0.145	3:40.97
		1 - KIVIOJA Jenni (30 JUN 1987) 3 - PUNKKINEN Ilona (28 OCT 1982)		2 - RÄSÄNEN Eila (27 JAN 1994) 4 - MILLARD Emma (10 AUG 1990)	

Qualified: First 3 in each heat (Q) and 2 best performers (q) advance to the Final

INTERNET Service: www.european-athletics.org

Timing, Measurement & Data Service by  OMEGA

Results Day 5

1500m Men

Final 1 JUL 2012 / 18:50

Rank	Name	Nat	Date of Birth	Order	Result
1	INGEBRIGTSEN Henrik	NOR	24 FEB 1991	11	3:46.20
2	CARVALHO Florian	FRA	9 MAR 1989	10	3:46.33
3	BUSTOS David	ESP	25 AUG 1990	7	3:46.45
4	GOMES Hélio	POR	27 DEC 1984	9	3:46.50
5	NOWICKI Bartosz	POL	26 FEB 1984	1	3:46.69
6	ÖZBILEN İlham Tanui	TUR	5 MAR 1990	4	3:46.85
7	JURKEVICS Dmitrijs	LAT	7 JAN 1987	2	3:47.36
8	NAVA Goran	SRB	15 APR 1981	3	3:47.74
9	HAIDANE Abdellah	ITA	28 MAR 1989	5	3:47.79
10	VOJTA Andreas	AUT	9 JUN 1989	12	3:53.23
11	ORTH Florian	GER	24 JUL 1989	8	3:58.54
12	SANDELLS Niclas	FIN	14 MAR 1984	6	4:03.34

Intermediate times: 400m 1:02.60 NAVA Goran (SRB)
800m 2:09.53 NAVA Goran (SRB)
1200m 3:05.85 JURKEVICS Dmitrijs (LAT)

110m Hurdles Men

Semifinal 1/3 1 JUL 2012 / 16:35

Wind: 0.0 m/s

Rank	Name	Nat	Date of Birth	Lane	Reaction time	Result
1	NOGA Artur	POL	2 MAY 1988	4	0.150	13.43 Q
2	NOSSMY Philip	SWE	6 DEC 1982	6	0.151	13.47 Q SB
3	BÜHLER Matthias	GER	2 SEP 1986	5	0.161	13.52
4	SHARMAN William	GBR	12 SEP 1984	3	0.151	13.55 =SB
5	LYNSHA Maksim	BLR	6 APR 1985	1	0.173	13.58 SB
6	KISS Dániel	HUN	12 FEB 1982	8	0.155	13.59
7	DOUCOURÉ Ladj	FRA	28 MAR 1983	2	0.182	13.66
8	SEGHERS Dario	BEL	20 MAR 1992	7	0.173	13.81

110m Hurdles Men

Semifinal 2/3 1 JUL 2012 / 16:42

Wind: -1.1 m/s

Rank	Name	Nat	Date of Birth	Lane	Reaction time	Result
1	SHUBENKOV Sergey	RUS	4 OCT 1990	3	0.162	13.09 Q EL,NR
2	JOHN Alexander	GER	3 MAY 1986	6	0.182	13.43 Q
3	COCO-VILOIN Samuel	FRA	19 OCT 1987	7	0.161	13.50 SB
4	ALMEIDA João	POR	5 APR 1988	4	0.145	13.56 NR
5	BAJI Balázs	HUN	9 JUN 1989	5	0.158	13.68
6	DAL MOLIN Paolo	ITA	31 JUL 1987	8	0.137	13.85
7	ILARIANI David	GEO	20 JAN 1981	2	0.145	13.88
	DEGHELT Adrien	BEL	10 MAY 1985	1	0.151	DNF

INTERNET Service: www.european-athletics.org

Timing, Measurement & Data Service by  OMEGA

printed at SUN 1 JUL 2012 20:33

Page 1 of 7

INTERNATIONAL PARTNERS



110m Hurdles Men
Semifinal 3/3
1 JUL 2012 / 16:49

Wind: -0.3 m/s

Rank	Name	Nat	Date of Birth	Lane	Reaction time	Result
1	DARIEN Garfield	FRA	22 DEC 1987	3	0.166	13.15 Q PB
2	DOUVALÍDIS Konstadinos	GRE	10 MAR 1987	5	0.156	13.37 Q NR
3	ABATE Emanuele	ITA	8 JUL 1985	6	0.158	13.39 q
4	SEDOC Gregory	NED	16 OCT 1981	4	0.154	13.48 q
5	TRABER Gregor	GER	2 DEC 1992	7	0.162	13.62
6	FRANKIS Gianni	GBR	16 APR 1988	2	0.141	13.68 =SB
7	DABÓ Rasul	POR	14 FEB 1989	1	0.139	13.73
8	VUKICEVIC Vladimir	NOR	6 MAY 1991	8	0.146	13.76

Qualified: First 2 in each heat (Q) and 2 best performers (q) advance to the Final

110m Hurdles Men
Final
1 JUL 2012 / 19:10

Wind: +0.5 m/s


Rank	Name	Nat	Date of Birth	Lane	Reaction time	Result
1	SHUBENKOV Sergey	RUS	4 OCT 1990	4	0.154	13.16
2	DARIEN Garfield	FRA	22 DEC 1987	3	0.148	13.20
3	NOGA Artur	POL	2 MAY 1988	5	0.153	13.27 =NR
4	JOHN Alexander	GER	3 MAY 1986	8	0.164	13.38 SB
5	ABATE Emanuele	ITA	8 JUL 1985	1	0.162	13.43
6	SEDOC Gregory	NED	16 OCT 1981	2	0.156	13.45
7	NOSSMY Philip	SWE	6 DEC 1982	7	0.155	13.59
8	DOUVALÍDIS Konstadinos	GRE	10 MAR 1987	6	0.150	13.59

Pole Vault Men
Final
1 JUL 2012 / 16:15

Rank	Name	Nat	Date of Birth	Order	Result
1	LAVILLENIE Renaud	FRA	18 SEP 1986	5	5.97 WL
2	OTTO Björn	GER	16 OCT 1977	12	5.92 PB
3	HOLZDEPPE Raphael	GER	28 SEP 1989	7	5.77 =SB
4	MOHR Malte	GER	24 JUL 1986	8	5.77
5	FILIPPÍDIS Konstadinos	GRE	26 NOV 1986	3	5.72 SB
6	KUDLICKA Jan	CZE	29 APR 1988	11	5.60
7	JØRGENSEN Rasmus	DEN	23 JAN 1989	6	5.50 =PB
8	MAZURYK Maksym	UKR	2 APR 1983	4	5.40
8	STECCHI Claudio Michel	ITA	23 NOV 1991	10	5.40
10	CLAVIER Jérôme	FRA	3 MAY 1983	13	5.40
	BYCHKOV Igor	ESP	7 MAR 1987	9	NM
	KUCHERYANU Sergey	RUS	30 JUN 1985	1	NM
	TSIVONCHYK Stanislau	BLR	5 MAR 1985	2	NM

	5.40	5.50	5.60	5.66	5.72	5.77	5.82	5.87	5.92	5.97	6.02
1	LAVILLENIE Renaud	-	-	xo	-	-	o	xxo	o	o	xxx
2	OTTO Björn	-	o	-	o	-	xxo	xxo	-	xo	xxx
3	HOLZDEPPE Raphael	-	o	-	-	o	xxx	-	-	-	-
4	MOHR Malte	-	-	o	-	-	xxx	-	-	-	-
5	FILIPPÍDIS K	-	-	o	-	xo	xxx	-	-	-	-
6	KUDLICKA Jan	o	-	o	-	xx-	x	-	-	-	-
7	JØRGENSEN Rasmus	xxo	xxo	xxx	-	-	-	-	-	-	-
8	MAZURYK Maksym	xo	-	xxx	-	-	-	-	-	-	-
8	STECCHI C	xo	xxx	-	-	-	-	-	-	-	-
10	CLAVIER Jérôme	xxo	-	xxx	-	-	-	-	-	-	-
	BYCHKOV Igor	xxx	-	-	-	-	-	-	-	-	-
	KUCHERYANU Sergey	xxx	-	-	-	-	-	-	-	-	-
	TSIVONCHYK S	xxx	-	-	-	-	-	-	-	-	-

 INTERNET Service: www.european-athletics.org

 Timing, Measurement & Data Service by  OMEGA

printed at SUN 1 JUL 2012 20:33

Page 2 of 7

INTERNATIONAL PARTNERS



Long Jump Men

Final

1 JUL 2012 / 17:45

Rank	Name	Nat	Date of Birth	Order	Result
1	BAYER Sebastian	GER	11 JUN 1986	2	8.34
2	MÉLIZ Luis Felipe	ESP	11 AUG 1979	4	8.21
3	TORNÉUS Michel	SWE	26 MAY 1986	5	8.17
4	JEGEDE Jj	GBR	3 OCT 1985	3	8.10
5	CÁCERES Eusebio	ESP	10 SEP 1991	7	8.06
6	OLLIKAINEN Roni	FIN	27 AUG 1990	9	8.05
7	CHUVA Marcos	POR	8 AUG 1989	1	7.92
8	JASZCZUK Tomasz	POL	9 MAR 1992	8	7.90
9	GOMIS Kafétien	FRA	23 MAR 1980	12	7.88
10	EVILÄ Tommi	FIN	6 APR 1980	10	7.79
11	JENSEN Morten	DEN	2 DEC 1982	6	7.56
12	SDIRI Salim	FRA	26 OCT 1978	11	7.48

	1	2	3	4	5	6
1	BAYER Sebastian	x (0.0)	x (+1.4)	8.03 (-0.3)	8.09 (0.0)	8.33 (+0.7)
2	MÉLIZ Luis Felipe	7.97 (+0.4)	8.21 (+1.7)	8.05 (+0.7)	7.87 (-0.3)	x (+0.5)
3	TORNÉUS Michel	8.17 (0.0)	x (+2.5)	8.14 (-0.7)	x (+0.3)	x (+1.0)
4	JEGEDE Jj	7.80 (+0.9)	8.10 (+2.4)	7.47 (+0.6)	x (-0.3)	x (-0.1)
5	CÁCERES Eusebio	7.62 (-0.1)	x (+0.8)	7.92 (0.0)	7.65 (-0.6)	7.99 (+1.3)
6	OLLIKAINEN Roni	x (+1.4)	8.05 (+1.5)	7.88 (+0.3)	7.67 (-0.2)	7.74 (+0.4)
7	CHUVA Marcos	x (+0.9)	7.90 (-0.4)	7.92 (+0.5)	7.44 (-1.2)	7.84 (+0.4)
8	JASZCZUK Tomasz	x (+2.1)	7.90 (+1.4)	x (+2.6)	7.65 (-0.7)	x (+1.6)
9	GOMIS Kafétien	7.66 (-0.1)	x (+0.6)	7.88 (+0.7)		
10	EVILÄ Tommi	x (+0.5)	7.79 (-1.1)	x (-0.1)		
11	JENSEN Morten	x (+0.7)	7.56 (+0.7)	x (+0.4)		
12	SDIRI Salim	7.48 (-0.7)	x (-0.1)	x (-0.5)		


4x100m Relay Men

Final

1 JUL 2012 / 18:25

Rank	Nat	Nation	Lane	Reaction time	Result
1	NED	Netherlands	8	0.186	38.34
		1 - MARIANO Brian (22 JAN 1985) 3 - CODRINGTON G (17 JUL 1988)		2 - MARTINA Churandy (3 JUL 1984) 4 - VAN LUIJK Patrick (17 SEP 1984)	
2	GER	Germany	3	0.151	38.44
		1 - REUS Julian (29 APR 1988) 3 - KOSENKOW Alexander (14 MAR 1977)		2 - UNGER Tobias (10 JUL 1979) 4 - JAKUBCZYK Lucas (28 APR 1985)	
3	FRA	France	5	0.147	38.46
		1 - POGNON Ronald (16 NOV 1982) 3 - PESSONNEAUX P (25 NOV 1987)		2 - LEMAITRE C (11 JUN 1990) 4 - BIRON Emmanuel (29 JUL 1988)	
4	RUS	Russia	6	0.152	38.67
		1 - IDRISOV Mikhail (21 JUN 1988) 3 - KOLESNICHENKO V (1 FEB 1990)		2 - PETRYASHOV K (16 DEC 1984) 4 - KARAVAEV Pavel (27 AUG 1988)	
5	SUI	Switzerland	7	0.160	38.83
		1 - WILSON Alex (19 SEP 1990) 3 - SCHENKEL Reto (28 APR 1988)		2 - SCHNEEBERGER Marc (5 JUL 1981) 4 - FONGUÉ Rolf (25 NOV 1987)	
6	POR	Portugal	1	0.181	39.96
		1 - MONTEIRO Ricardo (2 OCT 1985) 3 - ANTUNES Diogo (2 NOV 1992)		2 - GONÇALVES Dany (14 MAR 1985) 4 - NASCIMENTO Y (17 APR 1986)	
	CZE	Czech Republic	2	0.174	DNF
		1 - VELEBA Jan (6 DEC 1986) 3 - ŠULC Vojtech (12 OCT 1986)		2 - ŠULC Rostislav (2 FEB 1981) 4 - ŠTASTNÝ Lukáš (23 FEB 1991)	
	GBR	Great Britain & NI	4	0.145	DNF
		1 - MALCOLM Christian (3 JUN 1979) 3 - ELLINGTON James (6 SEP 1985)		2 - CHAMBERS Dwain (5 APR 1978) 4 - LEWIS-FRANCIS Mark (4 SEP 1982)	

INTERNET Service: www.european-athletics.org

Timing, Measurement & Data Service by  **OMEGA**

printed at SUN 1 JUL 2012 20:33

Page 3 of 7

INTERNATIONAL PARTNERS



4x400m Relay Men

Final

1 JUL 2012 / 19:45

Rank	Nat	Nation	Lane	Reaction time	Result
1	BEL	Belgium	6	0.215	3:01.09 EL
		1 - GILLET Antoine (22 MAR 1988)		2 - BORLÉE Jonathan (22 FEB 1988)	
		3 - BOUCKAERT Jente (15 JAN 1990)		4 - BORLÉE Kevin (22 FEB 1988)	
2	GBR	Great Britain & NI	5	0.230	3:01.56
		1 - LEVINE Nigel (30 APR 1989)		2 - WILLIAMS Conrad (20 MAR 1982)	
		3 - TOBIN Robert (20 DEC 1983)		4 - BUCK Richard (14 NOV 1986)	
3	GER	Germany	7	0.187	3:01.77
		1 - PLASS Jonas (1 AUG 1986)		2 - GABA Kamghe (13 JAN 1984)	
		3 - KRÜGER Eric (21 MAR 1988)		4 - SCHNEIDER Thomas (7 NOV 1988)	
4	POL	Poland	4	0.206	3:02.37
		1 - WIADEREK Piotr (5 FEB 1984)		2 - CIEPIELA Jan (21 JAN 1989)	
		3 - MARCINISZYN Marcin (7 SEP 1982)		4 - KOZLOWSKI Kacper (7 DEC 1986)	
5	CZE	Czech Republic	3	0.172	3:02.72 NR
		1 - NEMECEK Daniel (11 AUG 1991)		2 - MASLÁK Pavel (21 FEB 1991)	
		3 - PROROK Josef (16 NOV 1987)		4 - HOLUŠA Jakub (20 FEB 1988)	
6	FRA	France	1	0.170	3:03.04
		1 - VENEL Teddy (16 MAR 1985)		2 - COULIBALY Toumane (6 JAN 1988)	
		3 - MACEDOT Marc (15 SEP 1988)		4 - FONSAT Yannick (16 JUN 1988)	
7	UKR	Ukraine	8	0.253	3:04.56
		1 - RYEMYEN Oleksiy (25 JUN 1986)		2 - MELNYKOV Stanislav (26 FEB 1987)	
		3 - HUTSOL Yevhen (13 MAY 1990)		4 - BURAKOV Volodymyr (6 MAY 1985)	
8	NED	Netherlands	2	0.194	3:05.68
		1 - MOERMAN Joeri (5 JUL 1987)		2 - PETERS Bram (6 FEB 1992)	
		3 - SPILLEKOM Dennis (7 AUG 1990)		4 - EL RHALFIOUI Y (6 SEP 1983)	

1500m Women


Final

1 JUL 2012 / 16:10

Rank	Name	Nat	Date of Birth	Order	Result
1	ÇAKIR - ALPTEKIN Asli	TUR	20 AUG 1985	12	4:05.31
2	BULUT Gamze	TUR	3 AUG 1992	4	4:06.04
3	MISHCHENKO Anna	UKR	25 AUG 1983	8	4:07.74
4	GORBUNOVA Yekaterina	RUS	17 JAN 1989	7	4:08.63
5	FERNÁNDEZ Nuria	ESP	16 AUG 1976	2	4:08.80 SB
6	SUJEW Diana	GER	2 NOV 1990	9	4:09.28
7	CAPKOVÁ Tereza	CZE	24 JUL 1987	3	4:10.17
8	KHALEYEVA Kristina	RUS	22 OCT 1987	1	4:10.26
9	HARRER Corinna	GER	19 JAN 1991	11	4:10.38
10	MACÍAS Isabel	ESP	11 AUG 1984	10	4:11.12
11	MÅKESTAD BOVIM Ingvill	NOR	7 AUG 1981	6	4:13.32
12	MUNCAN Marina	SRB	6 NOV 1982	5	4:15.63

Intermediate times: 400m 1:06.09 KHALEYEVA Kristina (RUS)
800m 2:18.67 HARRER Corinna (GER)
1200m 3:22.28 ÇAKIR - ALPTEKIN Asli (TUR)

INTERNET Service: www.european-athletics.org

Timing, Measurement & Data Service by  OMEGA

printed at SUN 1 JUL 2012 20:33

Page 4 of 7

INTERNATIONAL PARTNERS



Results Day 5

10000m Women

Final 1 JUL 2012 / 17:25

Rank	Name	Nat	Date of Birth	Order	Result	
1	FÉLIX Dulce	POR	23 OCT 1982	11	31:44.75	
2	PAVEY Jo	GBR	20 SEP 1973	14	31:49.03	
3	SKRYPAK Olha	UKR	2 DEC 1990	2	31:51.32	NUR
4	BRITTON Fionnuala	IRL	24 SEP 1984	1	32:05.54	
5	MOCKENHAUPT Sabrina	GER	6 DEC 1980	13	32:16.55	
6	PURDUE Charlotte	GBR	10 JUN 1991	6	32:28.46	
7	DIAS Ana	POR	15 JAN 1974	10	32:35.82	
8	ROMAGNOLO Elena	ITA	5 OCT 1982	7	32:42.31	
9	STEEL Gemma	GBR	12 NOV 1985	12	32:46.32	
10	CARNEIRO Leonor	POR	18 MAY 1978	15	33:05.92	PB
11	RODRÍGUEZ Lidia	ESP	26 MAY 1986	4	33:09.53	
12	HOLOVCHENKO Tetyana	UKR	13 FEB 1980	9	33:18.15	
13	SILVESTRE Marta	ESP	4 APR 1982	8	34:21.24	
14	MORCELI BÜHLER Patricia	SUI	11 JUL 1974	5	34:24.82	
	EJJAFINI Nadia	ITA	8 NOV 1977	3	DNF	
	PAPP Krisztina	HUN	17 DEC 1982	16	DNF	

Intermediate times:	1000m	3:10.22	MOCKENHAUPT Sabrina (GER)
	2000m	6:28.64	BRITTON Fionnuala (IRL)
	3000m	9:37.14	BRITTON Fionnuala (IRL)
	4000m	12:49.90	SKRYPAK Olha (UKR)
	5000m	15:59.85	BRITTON Fionnuala (IRL)
	6000m	19:14.09	BRITTON Fionnuala (IRL)
	7000m	22:24.62	FÉLIX Dulce (POR)
	8000m	25:32.05	FÉLIX Dulce (POR)
	9000m	28:40.93	FÉLIX Dulce (POR)


Discus Women

Final 1 JUL 2012 / 18:05

Rank	Name	Nat	Date of Birth	Order	Result
1	PERKOVIC Sandra	CRO	21 JUN 1990	2	67.62
2	MÜLLER Nadine	GER	21 NOV 1985	9	65.41
3	SEMENOVA Nataliya	UKR	7 JUL 1982	5	62.91
4	RÜH Anna	GER	17 JUN 1993	12	62.65
5	FISCHER Julia	GER	1 APR 1990	11	62.10
6	ROBERT-MICHON Méline	FRA	18 JUL 1979	7	60.41
7	CECHLOVÁ Vera	CZE	19 NOV 1978	3	60.08
8	ARTÍC Natalia	MDA	24 JUL 1987	4	58.64
9	TOMAŠEVIC Dragana	SRB	4 JUN 1982	10	58.34
10	WISNIEWSKA Joanna	POL	24 MAY 1972	1	57.72
11	JANSEN Monique	NED	3 OCT 1978	6	57.03
12	APOSTOLICO Tamara	ITA	28 APR 1989	8	56.15

	1	2	3	4	5	6	
1	PERKOVIC Sandra	x	x	67.62	62.93	x	62.53
2	MÜLLER Nadine	63.53	64.99	65.41	x	62.03	64.01
3	SEMENOVA Nataliya	x	61.03	x	62.45	62.91	60.41
4	RÜH Anna	60.30	58.49	x	59.83	62.65	59.43
5	FISCHER Julia	55.17	59.45	60.24	61.11	62.10	x
6	ROBERT-MICHON M	58.70	x	x	x	60.41	60.41
7	CECHLOVÁ Vera	60.08	x	57.58	x	x	x
8	ARTÍC Natalia	57.83	58.64	54.26	55.04	57.38	57.73
9	TOMAŠEVIC Dragana	x	57.24	58.34			
10	WISNIEWSKA Joanna	56.49	55.47	57.72			
11	JANSEN Monique	55.91	57.03	x			
12	APOSTOLICO Tamara	56.15	55.90	x			

INTERNET Service: www.european-athletics.org

Timing, Measurement & Data Service by  OMEGA

printed at SUN 1 JUL 2012 20:33

Page 5 of 7

Hammer Women

Final 1 JUL 2012 / 16:00

Rank	Name	Nat	Date of Birth	Order	Result	
1	WLODARCZYK Anita	POL	8 AUG 1985	8	74.29	
2	HRAŠNOVÁ Martina	SVK	21 MAR 1983	6	73.34	SB
3	BULGAKOVA Anna	RUS	17 JAN 1988	9	71.47	
4	KLAAS Kathrin	GER	6 FEB 1984	10	70.44	
5	SAHUTOGLU Tugçe	TUR	1 MAY 1988	2	70.21	
6	FALZON Stéphanie	FRA	7 JAN 1983	4	68.03	
7	ORBÁN Éva	HUN	29 NOV 1984	7	67.92	
8	MARGHIEVA Zalina	MDA	5 FEB 1988	3	67.92	
9	CASTELLS Berta	ESP	24 JAN 1984	1	67.42	
10	PERIE Bianca	ROU	1 JUN 1990	12	67.24	
11	HITCHON Sophie	GBR	11 JUL 1991	11	67.17	
12	KRÁLOVÁ Tereza	CZE	22 OCT 1989	5	65.87	


	1	2	3	4	5	6
1	WLODARCZYK Anita	74.02	73.17	73.29	74.29	73.93
2	HRAŠNOVÁ Martina	70.57	73.34	x	68.38	x
3	BULGAKOVA Anna	70.84	x	71.47	70.80	67.70
4	KLAAS Kathrin	66.53	70.44	67.03	66.82	70.34
5	SAHUTOGLU Tugçe	68.12	70.21	68.23	67.63	x
6	FALZON Stéphanie	63.05	67.80	68.03	66.59	67.02
7	ORBÁN Éva	66.81	x	67.92	x	x
8	MARGHIEVA Zalina	67.92	x	x	x	x
9	CASTELLS Berta	66.03	67.42	x		
10	PERIE Bianca	66.92	x	67.24		
11	HITCHON Sophie	66.73	67.17	x		
12	KRÁLOVÁ Tereza	x	65.29	65.87		

4x100m Relay Women

Final 1 JUL 2012 / 17:05

Rank	Nat	Nation	Lane	Reaction time	Result	
1	GER	Germany	6	0.162	42.51	EL
			1 - GÜNTHER Leena (16 APR 1991) 2 - CIBIS Anne (27 SEP 1985)			
			3 - LOFAMAKANDA PINTO (2 JUL 1992) 4 - SAILER Verena (16 OCT 1985)			
2	NED	Netherlands	7	0.168	42.80	NR
			1 - VASELL Kadene (29 JAN 1989) 2 - SCHIPPERS Dafne (15 JUN 1992)			
			3 - LUBBERS Eva (6 FEB 1992) 4 - SAMUEL Jamile (24 APR 1992)			
3	POL	Poland	8	0.156	43.06	
			1 - POPOWICZ Marika (28 APR 1988) 2 - KORCZYNSKA Daria (30 JUL 1981)			
			3 - JESCHKE Marta (2 JUN 1986) 4 - PTAK Ewelina (20 MAR 1987)			
4	RUS	Russia	4	0.163	43.37	
			1 - POLYAKOVA Y (29 MAY 1983) 2 - KUZINA Yekaterina (28 JUN 1991)			
			3 - VORONENKOVA Y (8 SEP 1988) 4 - BELKINA Olga (23 AUG 1990)			
5	FRA	France	3	0.180	43.44	
			1 - LOUAMI Carima (12 MAY 1979) 2 - IKUESAN Ayodelé (15 MAY 1985)			
			3 - JACQUES-SÉBASTIEN (10 APR 1985) 4 - ARRON Christine (13 SEP 1973)			
6	SUI	Switzerland	1	0.200	43.61	
			1 - CUENI Michelle (4 DEC 1983) 2 - GASSER Jacqueline (23 FEB 1990)			
			3 - SPRUNGER Ellen (5 AUG 1986) 4 - SPRUNGER Léa (5 MAR 1990)			
7	BLR	Belarus	2	0.170	44.06	
			1 - ASTASHKA Volha (28 AUG 1986) 2 - HANCHAR Katsiaryna (30 AUG 1988)			
			3 - DANILYUK-NEVMERZHY (27 JUL 1980) 4 - BALKINA Yuliya (12 APR 1984)			
	UKR	Ukraine	5	0.139	DNF	
			1 - POVH Olesya (18 OCT 1987) 2 - POHREBNIYAK N (19 FEB 1988)			
			3 - RYEMYEN Mariya (2 AUG 1987) 4 - PYATACHENKO V (7 MAY 1989)			

INTERNET Service: www.european-athletics.org

Timing, Measurement & Data Service by  OMEGA

printed at SUN 1 JUL 2012 20:33

Page 6 of 7

INTERNATIONAL PARTNERS



4x400m Relay Women
Final
1 JUL 2012 / 19:25

Rank	Nat	Nation	Lane	Reaction time	Result
1	UKR	Ukraine	6	0.201	3:25.07
		1 - OLISHEVSKA Yuliya (2 FEB 1989)	2 - ZEMLYAK Olha (16 JAN 1990)		
		3 - PYHYDA Nataliya (30 JAN 1981)	4 - LOHVYENKO Alina (18 JUL 1990)		
2	FRA	France	3	0.170	3:25.49
		1 - ANACHARSIS Phara (17 DEC 1983)	2 - GUION FIRMIN L (7 AUG 1991)		
		3 - GAYOT Marie (18 DEC 1989)	4 - GUEI Floria (2 MAY 1990)		
3	CZE	Czech Republic	8	0.181	3:26.02
		1 - HEJNOVÁ Zuzana (19 DEC 1986)	2 - BERGROVÁ Zuzana (24 NOV 1984)		
		3 - BARTONICKOVÁ Jitka (22 DEC 1985)	4 - ROSOLOVÁ Denisa (21 AUG 1986)		
4	GBR	Great Britain & NI	5	0.187	3:26.20
		1 - COX Shana (22 JAN 1985)	2 - SANDERS Nicola (23 JUN 1982)		
		3 - MCCONNELL Lee (9 OCT 1978)	4 - CHILD Eilidh (20 FEB 1987)		
5	GER	Germany	4	0.147	3:27.81
		1 - CREMER Esther (29 MAR 1988)	2 - LINDENBERG Janin (20 JAN 1987)		
		3 - KLOPSCH Christiane (21 AUG 1990)	4 - KOHLMANN Fabienne (6 NOV 1989)		
6	RUS	Russia	2	0.211	3:28.36
		1 - TOVARNOVA Olga (11 APR 1985)	2 - VESHKUROVA Tatyana (23 SEP 1981)		
		3 - TEREKHOVA Yuliya (20 FEB 1990)	4 - ZADORINA Kseniya (2 MAR 1987)		
7	ROU	Romania	7	0.230	3:29.80
		1 - BELGYAN Sanda (17 DEC 1992)	2 - LAVRIC Mirela (17 FEB 1991)		
		3 - RAZOR Bianca (8 AUG 1994)	4 - MOROSANU Angela (26 JUL 1986)		
8	POL	Poland	1	0.147	3:30.17
		1 - BEDNAREK Agata (28 JUN 1988)	2 - SWIETY Justyna (3 DEC 1992)		
		3 - GORZKOWSKA M (30 APR 1992)	4 - JESIEN Anna (10 DEC 1978)		