

Results Shot Put Men Qualification

EUROPEAN RECORD	22.55m TIMMERMANN Ulf	GDR	Senftenberg (GDR)	11 FEB 1989
CHAMPIONSHIPS RECORD	22.19m TIMMERMANN Ulf	GDR	Liévin (FRA)	21 FEB 1987

**Shot Put Men
Qualification**

28 FEB 2013 / 19:00

Rank	Name	Nat	born	Order	Result	
1	KOLAŠINAC Asmir	SRB	84	14	20.31	Q
2	ALIC Hamza	BIH	79	13	20.05	q SB
3	PRÁŠIL Ladislav	CZE	90	3	20.03	q
4	BULANOV Aleksandr	RUS	89	7	19.92	q PB
5	BARTELS Ralf	GER	78	20	19.89	q
6	FORTES Marco	POR	82	10	19.78	q SB
7	SCHMIDT Marco	GER	83	9	19.77	q
8	ARRHENIUS Niklas	SWE	82	15	19.73	q
9	MEŠIĆ Kemal	BIH	85	18	19.71	
10	ARRHENIUS Leif	SWE	86	22	19.61	
11	ATICI Hüseyin	TUR	86	24	19.59	PB
12	SIDOROV Maksim	RUS	86	23	19.58	
13	KOKOYEV Valeriy	RUS	88	16	19.55	
14	SEMENOV Andriy	UKR	84	11	19.53	
15	IVANOV Georgi	BUL	85	12	19.52	
16	MULABEGOVIC Nedžad	CRO	81	8	19.42	
17	VIVAS Borja	ESP	84	6	19.30	
18	STAŠEK Martin	CZE	89	5	18.96	
19	PREMERU Marin	CRO	90	4	18.86	
20	WEIßHAIDINGER Lukas	AUT	92	1	18.38	
21	TOOMPUU Raigo	EST	81	17	18.28	
22	DODONI Marco	ITA	72	21	17.65	
23	MARTISAUSKAS Rimantas	LTU	86	2	17.37	
24	HOXHA Adriatik	ALB	90	19	17.01	=SB

	1	2	3
1	KOLAŠINAC Asmir 20.31		
2	ALIC Hamza x	19.38	20.05
3	PRÁŠIL Ladislav 19.82	x	20.03
4	BULANOV Aleksandr 18.76	19.58	19.92
5	BARTELS Ralf 19.70	19.80	19.89
6	FORTES Marco 19.29	18.78	19.78
7	SCHMIDT Marco 19.77	x	x
8	ARRHENIUS Niklas 19.07	19.73	x
9	MEŠIĆ Kemal 19.71	x	x
10	ARRHENIUS Leif 19.61	x	x
11	ATICI Hüseyin 19.46	19.41	19.59
12	SIDOROV Maksim 19.58	x	19.40
13	KOKOYEV Valeriy 18.81	x	19.55
14	SEMENOV Andriy 19.34	x	19.53
15	IVANOV Georgi x	19.52	x
16	MULABEGOVIC Nedžad 19.30	19.42	x
17	VIVAS Borja 19.30	19.00	19.18
18	STAŠEK Martin 18.96	x	x
19	PREMERU Marin 18.13	18.64	18.86
20	WEIßHAIDINGER L x	18.38	x
21	TOOMPUU Raigo 17.93	18.15	18.28
22	DODONI Marco 17.65	x	17.33
23	MARTISAUSKAS R 17.37	16.62	16.84
24	HOXHA Adriatik 17.01	16.94	x

Qualified: qualifying perf. 20.15 (Q) or 8 best performers (q) to the advance to the Final

 INTERNET Service: www.european-athletics.org

 Timing, Measurement & Data Service by  OMEGA

printed at THU 28 FEB 2013 20:35

Page 1 of 1

Results

60m Men
Round 1
1 MAR 2013 / 17:00

Rank	Name	Nat	born	Lane	Result	
1	VICAUT Jimmy	FRA	92	1	6.55	Q
2	TUMI Michael	ITA	90	5	6.59	Q
3	DASAOLU James	GBR	87	4	6.62	Q
4	CIMPEANU Catalin	ROU	85	8	6.64	Q
5	REUS Julian	GER	88	4	6.64	Q
6	AIKINES-ARYEETEEY Harry	GBR	88	7	6.65	Q SB
6	SAIDY NDURE Jaysuma	NOR	84	6	6.65	Q
8	BREDNEV Aleksandr	RUS	88	6	6.68	Q
9	BIRON Emmanuel	FRA	88	3	6.72	Q
9	COLLIO Simone	ITA	79	4	6.72	Q
11	FONGUÉ Rolf	SUI	87	6	6.73	q
11	TÄRNHUVUD Stefan	SWE	85	3	6.73	Q SB
13	KLING-BAPTISTE Tom	SWE	90	2	6.74	q SB
13	MONTEIRO Ricardo	POR	85	7	6.74	q
13	ROSE Odain	SWE	92	8	6.74	Q
16	ZAVACKY Adam	SVK	88	2	6.76	q
17	CHAMBERS Dwain	GBR	78	7	6.78	
18	HONGISTO Visa	FIN	87	2	6.79	
19	ANTUNES Diogo	POR	92	1	6.81	
20	PANDEV Riste	MKD	94	5	6.95	
21	DE SA Mikel	AND	90	5	7.36	
22	CARROLL Dominic	GIB	83	3	7.44	


60m Men
Heat 1/3
1 MAR 2013 / 17:00

Rank	Name	Nat	born	Lane	Reaction time	Result
1	CIMPEANU Catalin	ROU	85	8	0.149	6.64 Q
2	REUS Julian	GER	88	4	0.149	6.64 Q
3	AIKINES-ARYEETEEY Harry	GBR	88	7	0.150	6.65 Q SB
4	BIRON Emmanuel	FRA	88	3	0.166	6.72 Q
5	FONGUÉ Rolf	SUI	87	6	0.135	6.73 q
6	KLING-BAPTISTE Tom	SWE	90	2	0.153	6.74 q SB
7	ANTUNES Diogo	POR	92	1	0.187	6.81
8	DE SA Mikel	AND	90	5	0.162	7.36

60m Men
Heat 2/3
1 MAR 2013 / 17:07

Rank	Name	Nat	born	Lane	Reaction time	Result
1	VICAUT Jimmy	FRA	92	1	0.146	6.55 Q
2	SAIDY NDURE Jaysuma	NOR	84	6	0.134	6.65 Q
3	COLLIO Simone	ITA	79	4	0.169	6.72 Q
4	ROSE Odain	SWE	92	8	0.168	6.74 Q
5	CHAMBERS Dwain	GBR	78	7	0.143	6.78
6	HONGISTO Visa	FIN	87	2	0.152	6.79
7	PANDEV Riste	MKD	94	5	0.185	6.95
8	CARROLL Dominic	GIB	83	3	0.167	7.44

 INTERNET Service: www.european-athletics.org

 Timing, Measurement & Data Service by  **OMEGA**

printed at FRI 1 MAR 2013 20:46

Page 1 of 27

Results

60m Men
Heat 3/3
1 MAR 2013 / 17:14

Rank	Name	Nat	born	Lane	Reaction time	Result
1	TUMI Michael	ITA	90	5	0.158	6.59 Q
2	DASAOLU James	GBR	87	4	0.176	6.62 Q
3	BREDNEV Aleksandr	RUS	88	6	0.156	6.68 Q
4	TÄRNHUVUD Stefan	SWE	85	3	0.170	6.73 Q SB
5	MONTEIRO Ricardo	POR	85	7	0.156	6.74 q
6	ZAVACKÝ Adam	SVK	88	2	0.167	6.76 q

Qualified: First 4 in each heat (Q) and 4 best performers (q) advance to the Semifinals

400m Men
Round 1
1 MAR 2013 / 12:02


Rank	Name	Nat	born	Lane	Result
1	MASLÁK Pavel	CZE	91	6	46.54 Q
2	TRENIKHIN Pavel	RUS	86	6	46.65 Q
3	LEVINE Nigel	GBR	89	5	46.68 Q
4	BINGHAM Michael	GBR	86	5	46.92 Q
5	STRACHAN Richard	GBR	86	5	46.96 Q
6	GREGAN Brian	IRL	89	5	46.97 Q
7	BUTRYM Vitaliy	UKR	91	4	46.97 Q
8	HANNE Mamoudou	FRA	88	6	47.04 q
9	BURAKOV Volodymyr	UKR	85	6	47.16 Q
10	EKELUND-ARENANDER Nick	DEN	89	3	47.31 q
11	RUŽIĆ Mateo	CRO	94	3	47.55 q
12	CAN Yavuz	TUR	87	1	47.59 q
13	SOBINSKI Grzegorz	POL	87	3	47.61
14	GARCÍA Samuel	ESP	91	2	47.76
15	VALENTINI Lorenzo	ITA	91	1	47.82
16	UJAKPOR Mark	ESP	87	2	47.89
17	HALITI Eusebio	ITA	91	1	47.93
18	FRANCOIS Felix	SWE	90	2	48.13
19	PROROK Josef	CZE	87	4	48.45
20	GUNNARSSON Kolbeinn Hödur	ISL	95	2	48.88
21	SANFORD Donald	ISR	87	4	49.11
	JUAREZ Isalbet	ITA	87	3	DNF
	JORDIER Thomas	FRA	94	4	DQ R 163.2

400m Men
Heat 1/4
1 MAR 2013 / 12:02

Rank	Name	Nat	born	Lane	Reaction time	Result
1	GREGAN Brian	IRL	89	5	0.207	46.97 Q
2	BUTRYM Vitaliy	UKR	91	4	0.148	46.97 Q
3	HANNE Mamoudou	FRA	88	6	0.166	47.04 q
4	RUŽIĆ Mateo	CRO	94	3	0.178	47.55 q
5	GARCÍA Samuel	ESP	91	2	0.195	47.76

Intermediate times: 200m 22.32 GREGAN Brian (IRL)

 INTERNET Service: www.european-athletics.org

 Timing, Measurement & Data Service by  OMEGA

printed at FRI 1 MAR 2013 20:46

Page 2 of 27

Results

400m Men

Heat 2/4

1 MAR 2013 / 12:08

Rank	Name	Nat	born	Lane	Reaction time	Result
1	TRENIKHIN Pavel	RUS	86	6	0.217	46.65 Q
2	BINGHAM Michael	GBR	86	5	0.151	46.92 Q
3	EKELUND-ARENANDER Nick	DEN	89	3	0.242	47.31 q
4	HALITI Eusebio	ITA	91	1	0.253	47.93
5	PROROK Josef	CZE	87	4	0.167	48.45
6	GUNNARSSON Kolbeinn Hödur	ISL	95	2	0.184	48.88

Intermediate times: 200m 21.78 BINGHAM Michael (GBR)

400m Men

Heat 3/4

1 MAR 2013 / 12:14

Rank	Name	Nat	born	Lane	Reaction time	Result
1	STRACHAN Richard	GBR	86	5	0.162	46.96 Q
2	BURAKOV Volodymyr	UKR	85	6	0.345	47.16 Q
3	CAN Yavuz	TUR	87	1	0.169	47.59 q
4	FRANCOIS Felix	SWE	90	2	0.154	48.13
	JUAREZ Isalbet	ITA	87	3	0.171	DNF
	JORDIER Thomas	FRA	94	4	0.185	DQ R 163.2

Intermediate times: 200m 21.88 STRACHAN Richard (GBR)

400m Men

Heat 4/4

1 MAR 2013 / 12:20

Rank	Name	Nat	born	Lane	Reaction time	Result
1	MASLÁK Pavel	CZE	91	6	0.219	46.54 Q
2	LEVINE Nigel	GBR	89	5	0.168	46.68 Q
3	SOBINSKI Grzegorz	POL	87	3	0.198	47.61
4	VALENTINI Lorenzo	ITA	91	1	0.216	47.82
5	UJAKPOR Mark	ESP	87	2	0.160	47.89
6	SANFORD Donald	ISR	87	4	0.264	49.11

Intermediate times: 200m 21.50 MASLÁK Pavel (CZE)

Qualified: First 2 in each heat (Q) and 4 best performers (q) advance to the Semifinals

Results

800m Men
Round 1
1 MAR 2013 / 18:35

Rank	Name	Nat	born	Lane	Result	
1	KSZCZOT Adam	POL	89	3	1:48.69	Q
2	REPCÍK Jozef	SVK	86	2	1:48.88	Q
3	ROLDÁN Francisco	ESP	90	4	1:49.10	q
4	MOHAMMED Mukhtar	GBR	90	5	1:49.43	Q
5	ROGESTEDT Johan	SWE	93	6	1:49.46	Q
6	NESTEROV Ivan	RUS	85	2	1:49.78	q
7	KILIÇ Halit	TUR	92	5	1:49.85	SB
8	RAPATZ Andreas	AUT	86	4	1:50.11	
9	ANANENKA Anis	BLR	85	4	1:50.49	Q
10	MARCO Luis Alberto	ESP	86	6	1:50.75	Q
11	KUPERS Thijmen	NED	91	2	1:50.78	Q
12	BYBYK Taras	UKR	92	2	1:50.81	Q
13	RIMMER Michael	GBR	86	6	1:51.04	
14	RUDOLF Žan	SLO	93	5	1:51.06	
15	FRANZMAIR Nikolaus	AUT	95	1	1:51.10	
16	THOMAS Joe	GBR	88	1	1:51.11	Q
17	LÓPEZ Kevin	ESP	90	3	1:51.52	Q
18	KAZI Tamás	HUN	85	5	1:51.77	
19	BUBE Andreas	DEN	87	5	1:51.88	
20	KUBISTA Jan	CZE	90	2	1:52.21	
21	DÆHLIN Ådne Svahn	NOR	82	4	1:52.49	SB
22	LEROY Brice	FRA	89	4	1:53.12	
23	BENEDETTI Giordano	ITA	89	3	1:53.44	
24	STEPINS Renars	LAT	92	1	1:53.73	
25	TUNA Abdulgani	TUR	91	6	1:54.84	
26	QERAMA Eraldo	ALB	91	3	1:55.10	
	ETES Brice	MON	84	6	DQ	R 163.3b
	LATHOUWERS Robert	NED	83	3	DQ	R 163.3b

800m Men
Heat 1/5
1 MAR 2013 / 18:35

Rank	Name	Nat	born	Lane	Result	
1	MOHAMMED Mukhtar	GBR	90	5	1:49.43	Q
2	ROGESTEDT Johan	SWE	93	6	1:49.46	Q
3	NESTEROV Ivan	RUS	85	2	1:49.78	q
4	RAPATZ Andreas	AUT	86	4	1:50.11	
	LATHOUWERS Robert	NED	83	3	DQ	R 163.3b


Intermediate times:

200m	26.31	ROGESTEDT Johan (SWE)
400m	54.43	ROGESTEDT Johan (SWE)
600m	1:22.42	RAPATZ Andreas (AUT)

800m Men
Heat 2/5
1 MAR 2013 / 18:41

Rank	Name	Nat	born	Lane	Result	
1	THOMAS Joe	GBR	88	1	1:51.11	Q
2	LÓPEZ Kevin	ESP	90	3	1:51.52	Q
3	KAZI Tamás	HUN	85	5	1:51.77	
4	KUBISTA Jan	CZE	90	2	1:52.21	
5	DÆHLIN Ådne Svahn	NOR	82	4	1:52.49	SB
6	TUNA Abdulgani	TUR	91	6	1:54.84	

 INTERNET Service: www.european-athletics.org

 Timing, Measurement & Data Service by  **OMEGA**

printed at FRI 1 MAR 2013 20:46

Page 4 of 27

Results

Heat 2/5 (cont.)

Intermediate times:	200m	27.66	THOMAS Joe (GBR)
	400m	57.62	THOMAS Joe (GBR)
	600m	1:25.59	THOMAS Joe (GBR)

800m Men
Heat 3/5 1 MAR 2013 / 18:47

Rank	Name	Nat	born	Lane	Result
1	MARCO Luis Alberto	ESP	86	6	1:50.75 Q
2	KUPERS Thijmen	NED	91	2	1:50.78 Q
3	RUDOLF Žan	SLO	93	5	1:51.06
4	LEROY Brice	FRA	89	4	1:53.12
5	STEPINS Renars	LAT	92	1	1:53.73
6	QERAMA Eraldo	ALB	91	3	1:55.10

Intermediate times:	200m	25.87	MARCO Luis Alberto (ESP)
	400m	55.33	MARCO Luis Alberto (ESP)
	600m	1:23.29	KUPERS Thijmen (NED)

800m Men
Heat 4/5 1 MAR 2013 / 18:53

Rank	Name	Nat	born	Lane	Result
1	ANANENKA Anis	BLR	85	4	1:50.49 Q
2	BYBYK Taras	UKR	92	2	1:50.81 Q
3	RIMMER Michael	GBR	86	6	1:51.04
4	BUBE Andreas	DEN	87	5	1:51.88
5	BENEDETTI Giordano	ITA	89	3	1:53.44

Intermediate times:	200m	26.88	BYBYK Taras (UKR)
	400m	56.43	BYBYK Taras (UKR)
	600m	1:24.82	BYBYK Taras (UKR)

800m Men
Heat 5/5 1 MAR 2013 / 18:59

Rank	Name	Nat	born	Lane	Result
1	KSZCZOT Adam	POL	89	3	1:48.69 Q
2	REPCÍK Jozef	SVK	86	2	1:48.88 Q
3	ROLDÁN Francisco	ESP	90	4	1:49.10 q
4	KILIÇ Halit	TUR	92	5	1:49.85 SB
5	FRANZMAIR Nikolaus	AUT	95	1	1:51.10
	ETES Brice	MON	84	6	DQ R 163.3b

Intermediate times:	200m	26.30	FRANZMAIR Nikolaus (AUT)
	400m	53.57	FRANZMAIR Nikolaus (AUT)
	600m	1:21.78	KSZCZOT Adam (POL)

Qualified: First 2 in each heat (Q) and 2 best performers (q) advance to the Semifinals

Results

3000m Men

Round 1

1 MAR 2013 / 12:35

Rank	Name	Nat	born	Order	Result	
1	IBRAHIMOV Hayle	AZE	90	4	7:50.55	Q
2	ÓLIONÁIRD Ciarán	IRL	88	4	7:55.12	Q
3	CARVALHO Florian	FRA	89	1	7:55.58	Q
4	KOWAL Yoann	FRA	87	3	7:55.61	Q
5	ARIKAN Polat Kemboi	TUR	90	7	7:55.64	Q
6	INGEBRIGTSEN Henrik	NOR	91	5	7:55.77	Q
7	ALAIZ Roberto	ESP	90	11	7:55.82	Q
8	TIJTGAT Lander	BEL	83	2	7:55.93	q PB
9	HIGUERO Juan Carlos	ESP	78	2	7:55.98	Q
10	AKKAS Halil	TUR	83	8	7:56.08	q SB
11	BOUAFIF Adil	SWE	78	9	7:58.29	q SB
12	SAFRONOV Andrey	RUS	85	8	7:59.17	q
13	DEMCZYSZAK Mateusz	POL	86	6	7:59.41	
14	SCULLION Stephen	IRL	88	11	8:00.78	
15	FLØYSTAD Hans Kristian	NOR	89	7	8:01.58	PB
16	HYDÉN Johan	SWE	89	5	8:02.20	PB
17	HAIDANE Abdellah	ITA	89	9	8:03.20	
18	STREBKOV Ivan	UKR	91	6	8:04.23	PB
19	MINCZÉR Albert	HUN	86	1	8:17.25	
20	TRAVERS John	IRL	91	10	8:23.83	
	BENE Barnabás	HUN	86	3	DNF	
	ALONSO Carlos	ESP	89	10	DQ	R 163.6

3000m Men


Heat 1/2

1 MAR 2013 / 12:35

Rank	Name	Nat	born	Order	Result	
1	ÓLIONÁIRD Ciarán	IRL	88	4	7:55.12	Q
2	CARVALHO Florian	FRA	89	1	7:55.58	Q
3	ARIKAN Polat Kemboi	TUR	90	7	7:55.64	Q
4	INGEBRIGTSEN Henrik	NOR	91	5	7:55.77	Q
5	TIJTGAT Lander	BEL	83	2	7:55.93	q PB
6	BOUAFIF Adil	SWE	78	9	7:58.29	q SB
7	SAFRONOV Andrey	RUS	85	8	7:59.17	q
8	SCULLION Stephen	IRL	88	11	8:00.78	
9	STREBKOV Ivan	UKR	91	6	8:04.23	PB
	BENE Barnabás	HUN	86	3	DNF	
	ALONSO Carlos	ESP	89	10	DQ	R 163.6

Intermediate times: 1000m 2:41.32 ARIKAN Polat Kemboi (TUR)
 2000m 5:21.92 ARIKAN Polat Kemboi (TUR)

INTERNET Service: www.european-athletics.org

Timing, Measurement & Data Service by  OMEGA

printed at FRI 1 MAR 2013 20:46

Page 6 of 27

Results

3000m Men
Heat 2/2
1 MAR 2013 / 12:47

Rank	Name	Nat	born	Order	Result	
1	IBRAHIMOV Hayle	AZE	90	4	7:50.55	Q
2	KOWAL Yoann	FRA	87	3	7:55.61	Q
3	ALAIZ Roberto	ESP	90	11	7:55.82	Q
4	HIGUERO Juan Carlos	ESP	78	2	7:55.98	Q
5	AKKAS Halil	TUR	83	8	7:56.08	q SB
6	DEMCZYSZAK Mateusz	POL	86	6	7:59.41	
7	FLØYSTAD Hans Kristian	NOR	89	7	8:01.58	PB
8	HYDÉN Johan	SWE	89	5	8:02.20	PB
9	HAIDANE Abdellah	ITA	89	9	8:03.20	
10	MINCZÉR Albert	HUN	86	1	8:17.25	
11	TRAVERS John	IRL	91	10	8:23.83	

Intermediate times: 1000m 2:39.66 TRAVERS John (IRL)
 2000m 5:19.56 IBRAHIMOV Hayle (AZE)

Qualified: First 4 in each heat (Q) and 4 best performers (q) advance to the Final

60m Hurdles Men
Round 1
1 MAR 2013 / 10:30

Rank	Name	Nat	born	Lane	Result	
1	SHUBENKOV Sergey	RUS	90	7	7.52	Q
2	MARTINOT LAGARDE Pascal	FRA	91	8	7.58	Q
3	DAL MOLIN Paolo	ITA	87	4	7.59	Q =PB
4	BALNUWEIT Erik	GER	88	5	7.61	Q
5	BAJI Balázs	HUN	89	6	7.67	Q
6	DABÓ Rasul	POR	89	8	7.68	Q NR
7	SHABANOV Konstantin	RUS	89	5	7.69	Q
8	BOCHENEK Dominik	POL	87	8	7.70	Q SB
8	DOUVALÍDIS Konstadinos	GRE	87	6	7.70	Q SB
8	QUINÓNEZ Jackson	ESP	80	7	7.70	Q SB
11	BASCOU Dimitri	FRA	87	7	7.72	q
11	LYNSHA Maksim	BLR	85	4	7.72	Q
13	LÓPEZ Francisco Javier	ESP	89	4	7.75	Q PB
14	DRYOMIN Aleksey	RUS	89	7	7.76	q
14	NOSSMY Philip	SWE	82	1	7.76	q SB
16	BÜHLER Matthias	GER	86	8	7.78	
16	VUKICEVIC Vladimir	NOR	91	5	7.78	q
18	KOPANAYKO Serhiy	UKR	88	3	7.82	PB
19	BRORSSON Alexander	SWE	90	2	7.85	
19	TEDESCO Stefano	ITA	88	3	7.85	PB
21	MAZÁC Martin	CZE	90	3	7.86	
21	PAPŠO Viliam	SVK	89	6	7.86	=SB
21	SMET Koen	NED	92	6	7.86	
24	RAJA Andres	EST	82	4	7.90	
25	BARRAGÁN Juan Ramón	ESP	88	3	7.93	
26	TRAJKOVIC Milan	CYP	92	2	7.95	
27	LÖÖV Filip	SWE	92	2	8.02	
	KASYANOV Oleksiy	UKR	85	5	DNF	

INTERNET Service: www.european-athletics.org

Timing, Measurement & Data Service by  OMEGA

printed at FRI 1 MAR 2013 20:46

Page 7 of 27

Results

60m Hurdles Men
Heat 1/4
1 MAR 2013 / 10:30

Rank	Name	Nat	born	Lane	Reaction time	Result
1	MARTINOT LAGARDE Pascal	FRA	91	8	0.157	7.58 Q
2	BALNUWEIT Erik	GER	88	5	0.144	7.61 Q
3	LÓPEZ Francisco Javier	ESP	89	4	0.146	7.75 Q PB
4	DRYOMIN Aleksey	RUS	89	7	0.172	7.76 q
5	KOPANAYKO Serhiy	UKR	88	3	0.141	7.82 PB
6	BRORSSON Alexander	SWE	90	2	0.156	7.85
7	SMET Koen	NED	92	6	0.155	7.86

60m Hurdles Men
Heat 2/4
1 MAR 2013 / 10:37

Rank	Name	Nat	born	Lane	Reaction time	Result
1	BAJI Balázs	HUN	89	6	0.152	7.67 Q
2	SHABANOV Konstantin	RUS	89	5	0.152	7.69 Q
3	QUIÑÓNEZ Jackson	ESP	80	7	0.164	7.70 Q SB
4	NOSSMY Philip	SWE	82	1	0.162	7.76 q SB
5	BÜHLER Matthias	GER	86	8	0.170	7.78
6	TEDESCO Stefano	ITA	88	3	0.157	7.85 PB
7	RAJA Andres	EST	82	4	0.168	7.90
8	TRAJKOVIC Milan	CYP	92	2	0.162	7.95

60m Hurdles Men
Heat 3/4
1 MAR 2013 / 10:44


Rank	Name	Nat	born	Lane	Reaction time	Result
1	SHUBENKOV Sergey	RUS	90	7	0.175	7.52 Q
2	DABÓ Rasul	POR	89	8	0.142	7.68 Q NR
3	LYNSHA Maksim	BLR	85	4	0.186	7.72 Q
4	PAPŠO Viliam	SVK	89	6	0.169	7.86 =SB
5	MAZÁC Martin	CZE	90	3	0.161	7.86
	KASYANOV Oleksiy	UKR	85	5	0.168	DNF

60m Hurdles Men
Heat 4/4
1 MAR 2013 / 10:51

Rank	Name	Nat	born	Lane	Reaction time	Result
1	DAL MOLIN Paolo	ITA	87	4	0.131	7.59 Q =PB
2	BOCHENEK Dominik	POL	87	8	0.163	7.70 Q SB
3	DOUVALÍDIS Konstadinos	GRE	87	6	0.168	7.70 Q SB
4	BASCOU Dimitri	FRA	87	7	0.163	7.72 q
5	VUKICEVIC Vladimir	NOR	91	5	0.158	7.78 q
6	BARRAGÁN Juan Ramón	ESP	88	3	0.152	7.93
7	LÖÖV Filip	SWE	92	2	0.167	8.02

Qualified: First 3 in each heat (Q) and 4 best performers (q) advance to the Semifinals

INTERNET Service: www.european-athletics.org

Timing, Measurement & Data Service by  OMEGA

printed at FRI 1 MAR 2013 20:46

Page 8 of 27

Results

60m Hurdles Men
Semifinal
1 MAR 2013 / 18:05

Rank	Name	Nat	born	Lane	Result		
1	SHUBENKOV Sergey	RUS	90	4	7.52	Q	
2	DAL MOLIN Paolo	ITA	87	4	7.58	Q	PB
3	BALNUWEIT Erik	GER	88	3	7.59	Q	PB
4	BAJI Balázs	HUN	89	6	7.59	Q	
5	MARTINOT LAGARDE Pascal	FRA	91	3	7.61	Q	
6	SHABANOV Konstantin	RUS	89	6	7.63	Q	
7	DOUVALÍDIS Konstadinos	GRE	87	7	7.64	Q	SB
8	LYNSHA Maksim	BLR	85	7	7.67	Q	SB
9	VUKICEVIC Vladimir	NOR	91	1	7.69		NR
10	BOCHENEK Dominik	POL	87	5	7.71		
11	QUIÑÓNEZ Jackson	ESP	80	8	7.72		
12	BASCOU Dimitri	FRA	87	2	7.72		
13	DABÓ Rasul	POR	89	5	7.73		
14	NOSSMY Philip	SWE	82	2	7.78		
15	DRYOMIN Aleksey	RUS	89	1	7.79		
16	LÓPEZ Francisco Javier	ESP	89	8	7.88		

60m Hurdles Men
Semifinal 1/2
1 MAR 2013 / 18:05


Rank	Name	Nat	born	Lane	Reaction time	Result		
1	DAL MOLIN Paolo	ITA	87	4	0.144	7.58	Q	PB
2	MARTINOT LAGARDE Pascal	FRA	91	3	0.157	7.61	Q	
3	SHABANOV Konstantin	RUS	89	6	0.150	7.63	Q	
4	DOUVALÍDIS Konstadinos	GRE	87	7	0.155	7.64	Q	SB
5	DABÓ Rasul	POR	89	5	0.141	7.73		
6	NOSSMY Philip	SWE	82	2	0.153	7.78		
7	DRYOMIN Aleksey	RUS	89	1	0.167	7.79		
8	LÓPEZ Francisco Javier	ESP	89	8	0.141	7.88		

60m Hurdles Men
Semifinal 2/2
1 MAR 2013 / 18:12

Rank	Name	Nat	born	Lane	Reaction time	Result		
1	SHUBENKOV Sergey	RUS	90	4	0.174	7.52	Q	
2	BALNUWEIT Erik	GER	88	3	0.143	7.59	Q	PB
3	BAJI Balázs	HUN	89	6	0.147	7.59	Q	
4	LYNSHA Maksim	BLR	85	7	0.189	7.67	Q	SB
5	VUKICEVIC Vladimir	NOR	91	1	0.129	7.69		NR
6	BOCHENEK Dominik	POL	87	5	0.155	7.71		
7	QUIÑÓNEZ Jackson	ESP	80	8	0.167	7.72		
8	BASCOU Dimitri	FRA	87	2	0.161	7.72		

Qualified: First 4 in each heat (Q) advance to the Final

 INTERNET Service: www.european-athletics.org

 Timing, Measurement & Data Service by  **OMEGA**

printed at FRI 1 MAR 2013 20:46

Page 9 of 27

Results

60m Hurdles Men
Final 1 MAR 2013 / 19:45

Rank	Name	Nat	born	Lane	Reaction time	Result	
1	SHUBENKOV Sergey	RUS	90	6	0.161	7.49	WL
2	DAL MOLIN Paolo	ITA	87	4	0.138	7.51	NR
3	MARTINOT LAGARDE Pascal	FRA	91	3	0.155	7.53	=PB
4	BAJI Balázs	HUN	89	8	0.159	7.56	=NR
5	BALNUWEIT Erik	GER	88	5	0.146	7.58	PB
6	LYNSHA Maksim	BLR	85	2	0.162	7.58	PB
7	DOUVALÍDIS Konstadinos	GRE	87	1	0.153	7.64	=SB
8	SHABANOV Konstantin	RUS	89	7	0.137	7.66	

High Jump Men
Qualification 1 MAR 2013 / 16:30

Rank	Name	Nat	born	Order	Result	
1	MUDROV Sergey	RUS	90	9	2.28	q
2	MÁSTORAS Adónios	GRE	91	2	2.28	q PB
3	BÁBA Jaroslav	CZE	84	1	2.28	q
4	DMITRIK Aleksey	RUS	84	5	2.28	q
5	HANANY Mickaël	FRA	83	10	2.28	q =PB
6	BANIÓTIS Konstadinos	GRE	86	5	2.23	q
6	DEMYANYUK Dmytro	UKR	83	8	2.23	q
6	GRABARZ Robbie	GBR	87	3	2.23	q
6	TAMBERI Gianmarco	ITA	92	12	2.23	q
10	CHESANI Silvano	ITA	88	13	2.23	
11	KRYMARENKO Yuriy	UKR	83	2	2.23	
11	SAMOYLENKO Vitaliy	UKR	84	4	2.23	
13	FASSINOTTI Marco	ITA	89	9	2.23	
13	NINOV Viktor	BUL	88	7	2.23	
15	BIRINCI Serhat	TUR	90	11	2.18	
15	DONISAN Mihai	ROU	88	6	2.18	
15	SEMENOV Dmitriy	RUS	92	6	2.18	
18	BUBENÍK Matúš	SVK	89	10	2.18	
19	MELON Alen	CRO	91	3	2.18	
20	KABELKA Michal	SVK	85	1	2.18	
20	VANAGS Janis	LAT	92	7	2.18	
22	GOGOCHURI Zurab	GEO	90	4	2.13	
22	HAVERNEY Matthias	GER	85	13	2.13	
24	TUFA Alexandru	ROU	89	12	2.13	
25	HORÁK Peter	SVK	83	14	2.13	
26	ROSSI Eugenio	SMR	92	11	2.08	=SB
	TORRO Osku	FIN	79	8	NM	

 INTERNET Service: www.european-athletics.org

 Timing, Measurement & Data Service by  OMEGA

printed at FRI 1 MAR 2013 20:46

Page 10 of 27

Results

Qualification (cont.)

Qualification		2.08	2.13	2.18	2.23	2.28	2.31
1	MUDROV Sergey	-	-	o	o	o	xx-
2	MÁSTORAS Adónios	-	xo	o	o	o	
3	BÁBA Jaroslav	-	-	o	o	xo	
4	DMITRIK Aleksey	-	o	o	xo	xo	
5	HANANY Mickaël	-	xxo	o	o	xxo	-
6	BANIÓTIS K	-	-	o	o	xxx	
6	DEMYANYUK Dmytro	-	o	o	o	xxx	
6	GRABARZ Robbie	-	-	o	o	xxx	
6	TAMBERI Gianmarco	-	o	o	o	xx-	
10	CHESANI Silvano	-	xo	o	o	xxx	
11	KRYMARENKO Yuriy	-	o	xo	xo	xxx	
11	SAMOYLENKO Vitaliy	-	o	xo	xo	xxx	
13	FASSINOTTI Marco	-	o	o	xxo	xxx	
13	NINOV Viktor	-	o	o	xxo	xxx	
15	BIRINCI Serhat	-	o	o	xxx		
15	DONISAN Mihai	-	o	o	xxx		
15	SEMENOV Dmitriy	-	o	o	xxx		
18	BUBENÍK Matúš	-	xo	o	xxx		
19	MELON Alen	-	o	xo	xxx		
20	KABELKA Michal	-	o	xxo	xxx		
20	VANAGS Janis	-	o	xxo	xxx		
22	GOGOCHURI Zurab	-	o	-	-	-	-
22	HAVERNEY Matthias	-	o	xxx			
24	TUFA Alexandru	xxo	o	xxx			
25	HORÁK Peter	-	xo	xxx			
26	ROSSI Eugenio	xo	xxx				
	TORRO Osku	-	r				

High Jump Men
Qualification Group A
1 MAR 2013 / 16:30

Rank	Name	Nat	born	Order	Result
1	MUDROV Sergey	RUS	90	9	2.28 q
2	HANANY Mickaël	FRA	83	10	2.28 q =PB
3	BANIÓTIS Konstadínos	GRE	86	5	2.23 q
4	CHESANI Silvano	ITA	88	13	2.23
5	KRYMARENKO Yuriy	UKR	83	2	2.23
6	NINOV Viktor	BUL	88	7	2.23
7	SEMENOV Dmitriy	RUS	92	6	2.18
8	MELON Alen	CRO	91	3	2.18
9	KABELKA Michal	SVK	85	1	2.18
10	GOGOCHURI Zurab	GEO	90	4	2.13
11	TUFA Alexandru	ROU	89	12	2.13
12	HORÁK Peter	SVK	83	14	2.13
13	ROSSI Eugenio	SMR	92	11	2.08 =SB
	TORRO Osku	FIN	79	8	NM

		2.08	2.13	2.18	2.23	2.28	2.31
1	MUDROV Sergey	-	-	o	o	o	xx-
2	HANANY Mickaël	-	xxo	o	o	xxo	-
3	BANIÓTIS K	-	-	o	o	xxx	
4	CHESANI Silvano	-	xo	o	o	xxx	
5	KRYMARENKO Yuriy	-	o	xo	xo	xxx	
6	NINOV Viktor	-	o	o	xxo	xxx	
7	SEMENOV Dmitriy	-	o	o	xxx		
8	MELON Alen	-	o	xo	xxx		
9	KABELKA Michal	-	o	xxo	xxx		
10	GOGOCHURI Zurab	-	o	-	-	-	-
11	TUFA Alexandru	xxo	o	xxx			
12	HORÁK Peter	-	xo	xxx			
13	ROSSI Eugenio	xo	xxx				
	TORRO Osku	-	r				

 INTERNET Service: www.european-athletics.org

 Timing, Measurement & Data Service by  **OMEGA**

printed at FRI 1 MAR 2013 20:46

Page 11 of 27

Results

High Jump Men
Qualification Group B
1 MAR 2013 / 18:30

Rank	Name	Nat	born	Order	Result		
1	MÁSTORAS Adónios	GRE	91	2	2.28	q	PB
2	BÁBA Jaroslav	CZE	84	1	2.28	q	
3	DMITRIK Aleksey	RUS	84	5	2.28	q	
4	DEMYANYUK Dmytro	UKR	83	8	2.23	q	
4	GRABARZ Robbie	GBR	87	3	2.23	q	
4	TAMBERI Gianmarco	ITA	92	12	2.23	q	
7	SAMOYLENKO Vitaliy	UKR	84	4	2.23		
8	FASSINOTTI Marco	ITA	89	9	2.23		
9	BIRINCI Serhat	TUR	90	11	2.18		
9	DONISAN Mihai	ROU	88	6	2.18		
11	BUBENÍK Matúš	SVK	89	10	2.18		
12	VANAGS Janis	LAT	92	7	2.18		
13	HAVERNEY Matthias	GER	85	13	2.13		


		2.08	2.13	2.18	2.23	2.28
1	MÁSTORAS Adónios	-	xo	o	o	o
2	BÁBA Jaroslav	-	-	o	o	xo
3	DMITRIK Aleksey	-	o	o	xo	xo
4	DEMYANYUK Dmytro	-	o	o	o	xxx
4	GRABARZ Robbie	-	-	o	o	xxx
4	TAMBERI Gianmarco	-	o	o	o	xx-
7	SAMOYLENKO Vitaliy	-	o	xo	xo	xxx
8	FASSINOTTI Marco	-	o	o	xxx	xxx
9	BIRINCI Serhat	-	o	o	xxx	
9	DONISAN Mihai	-	o	o	xxx	
11	BUBENÍK Matúš	-	xo	o	xxx	
12	VANAGS Janis	-	o	xxo	xxx	
13	HAVERNEY Matthias	-	o	xxx		

Qualified: qualifying perf. 2.31 (Q) or 8 best performers (q) to the advance to the Final

Triple Jump Men
Qualification
1 MAR 2013 / 11:40

Rank	Name	Nat	born	Order	Result		
1	GRECO Daniele	ITA	89	10	16.94	Q	
2	FYODOROV Aleksey	RUS	91	9	16.82	q	
3	CORREA Harold	FRA	88	11	16.76	q	
4	FLORANT Fabian	NED	83	19	16.69	q	
5	KUZNYETSOV Viktor	UKR	86	3	16.68	q	
6	SAMITOV Ruslan	RUS	91	4	16.66	q	
7	ATANASOV Zlatozar	BUL	89	17	16.66	q	
8	TAILLEPIERRE Karl	FRA	76	15	16.62	q	
9	TSONOV Georgi	BUL	93	2	16.58		PB
10	COMPAORÉ Benjamin	FRA	87	8	16.48		
11	LETNICOV Vladimir	MDA	81	7	16.46		
12	DOCAVO Vicente	ESP	92	14	16.46		
13	TSAPIK Aliaksei	BLR	88	13	16.45		
14	BONI Michele	ITA	81	22	16.43		
15	YASTREBOV Viktor	UKR	82	1	16.37		
16	TSIÁMIS Dimitrios	GRE	82	12	16.28		
17	BELLIDO José Emilio	ESP	87	6	16.24		
18	SEMENENKO Yevhen	UKR	84	5	16.20		
19	HALEVI Yochai	ISR	82	16	16.19		SB
20	TORGVAIDZE Lasha	GEO	94	21	15.35		
21	AUCYNA Darius	LTU	89	18	15.27		
	OPREA Marian	ROU	82	20	DNS		

 INTERNET Service: www.european-athletics.org

 Timing, Measurement & Data Service by  OMEGA

printed at FRI 1 MAR 2013 20:46

Page 12 of 27

Results

Qualification (cont.)

Qualification		1	2	3
1	GRECO Daniele	16.94		
2	FYODOROV Aleksey	16.47	16.82	-
3	CORREA Harold	15.71	16.76	-
4	FLORANT Fabian	16.44	16.69	-
5	KUZNYETSOV Viktor	16.68	16.35	16.43
6	SAMITOV Ruslan	16.46	16.50	16.66
7	ATANASOV Zlatozar	x	15.92	16.66
8	TAILLEPIERRE Karl	16.11	15.40	16.62
9	TSONOV Georgi	16.35	16.31	16.58
10	COMPAORÉ Benjamin	16.14	15.97	16.48
11	LETNICOV Vladimir	x	16.41	16.46
12	DOCAVO Vicente	16.46	16.38	13.62
13	TSAPIK Allaksei	16.39	15.76	16.45
14	BONI Michele	16.33	16.43	15.10
15	YASTREBOV Viktor	16.12	16.37	x
16	TSIÁMIS Dimitrios	15.78	15.77	16.28
17	BELLIDO J	16.24	x	15.72
18	SEMENENKO Yevhen	16.10	16.09	16.20
19	HALEVI Yochai	15.60	15.70	16.19
20	TORGVAIDZE Lasha	15.35	x	x
21	AUCYNA Darius	15.27	15.06	15.17
	OPREA Marian			

Qualified: qualifying perf. 16.90 (Q) or 8 best performers (q) to the advance to the Final

Shot Put Men
Final
1 MAR 2013 / 18:45

Rank	Name	Nat	born	Order	Result	
1	KOLAŠINAC Asmir	SRB	84	1	20.62	SB
2	ALIC Hamza	BIH	79	3	20.34	PB
3	PRÁŠIL Ladislav	CZE	90	5	20.29	
4	BARTELS Ralf	GER	78	8	20.16	SB
5	FORTES Marco	POR	82	4	20.02	SB
6	BULANOV Aleksandr	RUS	89	7	19.70	
7	SCHMIDT Marco	GER	83	6	19.63	
8	ARRHENIUS Niklas	SWE	82	2	19.17	

	1	2	3	4	5	6	
1	KOLAŠINAC Asmir	x	20.60	20.21	20.62	20.51	20.49
2	ALIC Hamza	20.15	x	x	20.34	x	19.56
3	PRÁŠIL Ladislav	19.22	19.72	20.29	x	19.92	x
4	BARTELS Ralf	19.75	x	19.94	x	20.16	19.76
5	FORTES Marco	x	19.90	x	19.70	20.02	x
6	BULANOV Aleksandr	18.77	19.36	x	x	19.70	19.42
7	SCHMIDT Marco	x	19.50	x	x	19.63	19.52
8	ARRHENIUS Niklas	x	18.76	18.70	19.17	x	19.02

 INTERNET Service: www.european-athletics.org

 Timing, Measurement & Data Service by  OMEGA

printed at FRI 1 MAR 2013 20:46

Page 13 of 27

Results

400m Women
Round 1
1 MAR 2013 / 11:00

Rank	Name	Nat	born	Lane	Result	
1	SHAKES-DRAYTON Perri	GBR	54	6	51.70	Q
2	CHILD Eilidh	GBR	58	6	52.05	Q
3	MOROSANU Angela	ROU	61	6	52.07	Q SB
4	ROSOLOVÁ Denisa	CZE	86	5	52.20	Q SB
5	USTALOVA Kseniya	RUS	88	5	52.23	Q
6	RÄSÄNEN Ella	FIN	94	4	52.37	q NR
7	HJELMER Moa	SWE	90	3	52.87	Q SB
8	GHAFOOR Madiea	NED	92	5	52.88	q
9	COX Shana	GBR	85	3	52.99	q
10	KLOSTER Line	NOR	90	3	53.15	q NR
11	HEJNOVÁ Zuzana	CZE	86	6	53.20	Q
12	ZEMLYAK Olha	UKR	90	4	53.26	SB
13	GAYOT Marie	FRA	89	5	53.49	Q
14	BOKESA Aauri Lorena	ESP	88	4	53.61	
15	SPACCA Maria Enrica	ITA	86	4	53.79	
16	PANAINTE Alina Andreea	ROU	88	3	53.98	
17	SPRUNGER Léa	SUI	90	2	54.45	
18	BAZZONI Chiara	ITA	84	2	54.55	
19	BANOVIC Anita	CRO	84	2	55.00	
20	SHAROYAN Amaliya	ARM	88	2	56.35	

400m Women
Heat 1/4
1 MAR 2013 / 11:00

Rank	Name	Nat	born	Lane	Reaction time	Result
1	SHAKES-DRAYTON Perri	GBR	54	6	0.209	51.70 Q
2	HJELMER Moa	SWE	90	3	0.206	52.87 Q SB
3	GHAFOOR Madiea	NED	92	5	0.200	52.88 q
4	SPACCA Maria Enrica	ITA	86	4	0.197	53.79
5	SPRUNGER Léa	SUI	90	2	0.155	54.45

Intermediate times: 200m 23.96 SHAKES-DRAYTON Perri (GBR)

400m Women
Heat 2/4
1 MAR 2013 / 11:06

Rank	Name	Nat	born	Lane	Reaction time	Result
1	MOROSANU Angela	ROU	61	6	0.184	52.07 Q SB
2	USTALOVA Kseniya	RUS	88	5	0.204	52.23 Q
3	COX Shana	GBR	85	3	0.175	52.99 q
4	ZEMLYAK Olha	UKR	90	4	0.179	53.26 SB
5	BAZZONI Chiara	ITA	84	2	0.152	54.55

Intermediate times: 200m 24.35 MOROSANU Angela (ROU)

Results

400m Women
Heat 3/4
1 MAR 2013 / 11:12

Rank	Name	Nat	born	Lane	Reaction time	Result
1	CHILD Eilidh	GBR	58	6	0.183	52.05 Q
2	ROSOLOVÁ Denisa	CZE	86	5	0.222	52.20 Q SB
3	RÄSÄNEN Eila	FIN	94	4	0.166	52.37 q NR
4	KLOSTER Line	NOR	90	3	0.172	53.15 q NR
5	BANOVIC Anita	CRO	84	2	0.192	55.00

Intermediate times: 200m 24.51 CHILD Eilidh (GBR)

400m Women
Heat 4/4
1 MAR 2013 / 11:18

Rank	Name	Nat	born	Lane	Reaction time	Result
1	HEJNOVÁ Zuzana	CZE	86	6	0.152	53.20 Q
2	GAYOT Marie	FRA	89	5	0.189	53.49 Q
3	BOKESA Aauri Lorena	ESP	88	4	0.217	53.61
4	PANAINTE Alina Andreea	ROU	88	3	0.190	53.98
5	SHAROYAN Amaliya	ARM	88	2	0.153	56.35

Intermediate times: 200m 25.07 HEJNOVÁ Zuzana (CZE)

Qualified: First 2 in each heat (Q) and 4 best performers (q) advance to the Semifinals

800m Women
Round 1
1 MAR 2013 / 17:40


Rank	Name	Nat	born	Lane	Result
1	KOTULSKAYA Yelena	RUS	88	4	2:02.35 Q
2	LUPU Nataliya	UKR	87	3	2:02.55 Q SB
3	MEADOWS Jennifer	GBR	81	5	2:02.88 Q
4	BÜCHEL Selina	SUI	91	6	2:03.24 q
5	GALLIGAN Rose-Anne	IRL	87	3	2:03.62 Q
6	LYAKHOVAYA Olha	UKR	92	1	2:04.12 Q
7	EVERARD Ciara	IRL	90	2	2:04.33 Q
8	KOLAROVA Teodora	BUL	81	2	2:04.53 q
9	HINRIKSDÓTTIR Anita	ISL	96	2	2:04.72 Q
10	ARZAMASOVA Marina	BLR	87	5	2:04.77 Q
11	MASNÁ Lenka	CZE	85	4	2:04.87 Q
12	HABOVSTIAKOVÁ Paula	SVK	88	5	2:04.93 q PB
13	ROSTKOWSKA Anna	POL	80	3	2:05.95
	BAGLIETTO Kim	GIB	92	4	DNF
	GE GA Luiza	ALB	88	6	DQ R 163.3b
	MILANI Marta	ITA	87	6	DQ R 163.3b

800m Women
Heat 1/3
1 MAR 2013 / 17:40

Rank	Name	Nat	born	Lane	Result
1	KOTULSKAYA Yelena	RUS	88	4	2:02.35 Q
2	LUPU Nataliya	UKR	87	3	2:02.55 Q SB
3	MEADOWS Jennifer	GBR	81	5	2:02.88 Q
4	BÜCHEL Selina	SUI	91	6	2:03.24 q
5	KOLAROVA Teodora	BUL	81	2	2:04.53 q

 Intermediate times: 200m 29.37 KOLAROVA Teodora (BUL)
 400m 1:01.32 KOTULSKAYA Yelena (RUS)
 600m 1:32.26 KOTULSKAYA Yelena (RUS)

 INTERNET Service: www.european-athletics.org

 Timing, Measurement & Data Service by  OMEGA

printed at FRI 1 MAR 2013 20:46

Page 15 of 27

Results

800m Women
Heat 2/3
1 MAR 2013 / 17:46

Rank	Name	Nat	born	Lane	Result	
1	EVERARD Ciara	IRL	90	2	2:04.33	Q
2	ARZAMASOVA Marina	BLR	87	5	2:04.77	Q
3	MASNÁ Lenka	CZE	85	4	2:04.87	Q
4	ROSTKOWSKA Anna	POL	80	3	2:05.95	
	MILANI Marta	ITA	87	6	DQ	R 163.3b

Intermediate times: 200m 30.97 ARZAMASOVA Marina (BLR)
 400m 1:03.16 ARZAMASOVA Marina (BLR)
 600m 1:34.89 EVERARD Ciara (IRL)

800m Women
Heat 3/3
1 MAR 2013 / 17:52

Rank	Name	Nat	born	Lane	Result	
1	GALLIGAN Rose-Anne	IRL	87	3	2:03.62	Q
2	LYAKHOVAYA Olha	UKR	92	1	2:04.12	Q
3	HINRIKSDÓTTIR Anita	ISL	96	2	2:04.72	Q
4	HABOVSTIAKOVÁ Paula	SVK	88	5	2:04.93	q PB
	BAGLIETTO Kim	GIB	92	4	DNF	
	GE GA Luiza	ALB	88	6	DQ	R 163.3b

Intermediate times: 200m 28.79 HINRIKSDÓTTIR Anita (ISL)
 400m 59.80 HINRIKSDÓTTIR Anita (ISL)
 600m 1:32.33 BAGLIETTO Kim (GIB)

Qualified: First 3 in each heat (Q) and 3 best performers (q) advance to the Semifinals

Pentathlon Women
800m Women
1 MAR 2013 / 19:30

Rank	Name	Nat	born	Lane	Result	Points
1	MAKSIMAVA Yana	BLR	89	4	2:14.84	895
2	MELNYCHENKO Hanna	UKR	83	2	2:17.01	865
3	MÄCHTIG Julia	GER	86	5	2:17.47	858
4	FRANSEN Remona	NED	85	1	2:17.88	853
5	IKAUNIECE Laura	LAT	92	1	2:18.24	848
6	HALLIN Ellinore	SWE	87	2	2:18.37	846
7	LINDE Sofia	SWE	95	6	2:18.77	840
8	FYODOROVA Alina	UKR	89	4	2:20.36	819
9	NANA DJIMOU Ida Antoinette	FRA	85	5	2:20.62	815
10	NETSVIATAYEVA Katsiaryna	BLR	89	6	2:21.59	802
11	THIAM Nafissatou	BEL	94	3	2:25.64	749
	BROERSEN Nadine	NED	90	6	DQ	0 R 163.3b
	PUIU Beatrice	ROU	86	3	DQ	0 R 163.3b
	SPRUNGER Ellen	SUI	86	6	DNS	

Results

Pentathlon Women
800m Women - Heat 1/2
1 MAR 2013 / 19:30

Rank	Name	Nat	born	Lane	Result	Points
1	MÄCHTIG Julia	GER	86	5	2:17.47	858
2	IKAUNIECE Laura	LAT	92	1	2:18.24	848
3	HALLIN Ellinore	SWE	87	2	2:18.37	846
4	FYODOROVA Alina	UKR	89	4	2:20.36	819
6	NETSVIATAYEVA Katsiaryna	BLR	89	6	2:21.59	802
	PUIU Beatrice	ROU	86	3	DQ	0 R 163.3b
	SPRUNGER Ellen	SUI	86	6	DNS	

Intermediate times: 200m 31.83 PUIU Beatrice (ROU)
 400m 1:06.11 PUIU Beatrice (ROU)
 600m 1:42.00 HALLIN Ellinore (SWE)

Pentathlon Women
800m Women - Heat 2/2
1 MAR 2013 / 19:36

Rank	Name	Nat	born	Lane	Result	Points
1	MAKSIMAVA Yana	BLR	89	4	2:14.84	895
2	MELNYCHENKO Hanna	UKR	83	2	2:17.01	865
3	FRANSEN Remona	NED	85	1	2:17.88	853
4	LINDE Sofia	SWE	95	6	2:18.77	840
5	NANA DJIMOU Ida Antoinette	FRA	85	5	2:20.62	815
6	THIAM Nafissatou	BEL	94	3	2:25.64	749
	BROERSEN Nadine	NED	90	6	DQ	0 R 163.3b

Intermediate times: 200m 31.50 FRANSEN Remona (NED)
 400m 1:06.69 FRANSEN Remona (NED)
 600m 1:42.99 MAKSIMAVA Yana (BLR)

1500m Women
Round 1
1 MAR 2013 / 19:05

Rank	Name	Nat	born	Order	Result	
1	AREGAWI Abeba	SWE	90	3	4:11.38	Q
2	RODRÍGUEZ Natalia	ESP	79	7	4:12.25	Q
3	MUIR Laura	GBR	93	3	4:12.36	Q PB
4	KAREIVA Natallia	BLR	85	6	4:12.41	Q SB
5	PODOSENOVA Svetlana	RUS	88	2	4:12.41	q
6	SOBOLEVA Yelena	RUS	82	2	4:12.61	q
7	VIOLA Giulia	ITA	91	6	4:13.80	q PB
8	CICHOCKA Angelika	POL	88	4	4:14.00	
9	MACÍAS Isabel	ESP	84	4	4:14.72	Q
10	BRONIATOWSKA Katarzyna	POL	90	5	4:14.78	Q
11	SHCHAGINA Anna	RUS	91	3	4:14.89	
12	JELIZAROVA Polina	LAT	89	4	4:15.10	NR
13	TARPLEE Claire	IRL	88	1	4:15.16	
14	URBANIK Danuta	POL	89	1	4:15.29	
15	MAGNANI Margherita	ITA	87	7	4:15.85	
16	SUJEW Diana	GER	90	2	4:17.27	
17	DANEKOVA Silvia	BUL	83	1	4:17.62	
18	SUJEW Elina	GER	90	5	4:17.81	
19	SCHÖNBECK Charlotte	SWE	84	6	4:18.52	
20	MIŠMAŠ Maruša	SLO	94	5	4:27.45	

 INTERNET Service: www.european-athletics.org

 Timing, Measurement & Data Service by  **OMEGA**

printed at FRI 1 MAR 2013 20:46

Page 17 of 27

Results

1500m Women
Heat 1/3
1 MAR 2013 / 19:05

Rank	Name	Nat	born	Order	Result	
1	RODRÍGUEZ Natalia	ESP	79	7	4:12.25	Q
2	MUIR Laura	GBR	93	3	4:12.36	Q PB
3	SOBOLEVA Yelena	RUS	82	2	4:12.61	q
4	VIOLA Giulia	ITA	91	6	4:13.80	q PB
5	JELIZAROVA Polina	LAT	89	4	4:15.10	NR
6	URBANIK Danuta	POL	89	1	4:15.29	
7	MISMAŠ Maruša	SLO	94	5	4:27.45	

Intermediate times: 400m 1:07.67 SOBOLEVA Yelena (RUS)
 800m 2:15.18 SOBOLEVA Yelena (RUS)
 1200m 3:23.23 SOBOLEVA Yelena (RUS)

1500m Women
Heat 2/3
1 MAR 2013 / 19:13

Rank	Name	Nat	born	Order	Result	
1	AREGAWI Abeba	SWE	90	3	4:11.38	Q
2	KAREIVA Natallia	BLR	85	6	4:12.41	Q SB
3	PODOSENOVA Svetlana	RUS	88	2	4:12.41	q
4	CICHOCKA Angelika	POL	88	4	4:14.00	
5	MAGNANI Margherita	ITA	87	7	4:15.85	
6	DANEKOVA Silvia	BUL	83	1	4:17.62	
7	SUJEW Elina	GER	90	5	4:17.81	

Intermediate times: 400m 1:08.81 AREGAWI Abeba (SWE)
 800m 2:16.77 AREGAWI Abeba (SWE)
 1200m 3:22.51 AREGAWI Abeba (SWE)

1500m Women
Heat 3/3
1 MAR 2013 / 19:21

Rank	Name	Nat	born	Order	Result	
1	MACÍAS Isabel	ESP	84	4	4:14.72	Q
2	BRONIATOWSKA Katarzyna	POL	90	5	4:14.78	Q
3	SHCHAGINA Anna	RUS	91	3	4:14.89	
4	TARPLEE Claire	IRL	88	1	4:15.16	
5	SUJEW Diana	GER	90	2	4:17.27	
6	SCHÖNBECK Charlotte	SWE	84	6	4:18.52	

Intermediate times: 400m 1:11.11 SUJEW Diana (GER)
 800m 2:19.36 SUJEW Diana (GER)
 1200m 3:26.49 SUJEW Diana (GER)

Qualified: First 2 in each heat (Q) and 3 best performers (q) advance to the Final

Results

Pentathlon Women

60m Hurdles Women

1 MAR 2013 / 10:00

Rank	Name	Nat	born	Lane	Result	Points
1	NANA DJIMOU Ida Antoinette	FRA	85	3	8.12	1102
2	MELNYCHENKO Hanna	UKR	83	6	8.27	1068
3	BROERSEN Nadine	NED	90	7	8.32	1057
4	SPRUNGER Ellen	SUI	86	4	8.32	1057
5	LINDE Sofia	SWE	95	5	8.36	1048
6	FRANSEN Remona	NED	85	4	8.43	1032
7	HALLIN Ellinore	SWE	87	6	8.43	1032
8	PUIU Beatrice	ROU	86	8	8.59	997
9	BOLSHOVA Yekaterina	RUS	88	1	8.61	993
10	THIAM Nafissatou	BEL	94	3	8.63	989
11	MAKSIMAVA Yana	BLR	89	7	8.63	989
12	NETSVIATAYEVA Katsiaryna	BLR	89	5	8.65	984
13	IKAUNIECE Laura	LAT	92	2	8.67	980
14	FYODOROVA Alina	UKR	89	2	8.79	954
15	MÄCHTIG Julia	GER	86	8	8.95	920

Pentathlon Women

60m Hurdles Women - Heat 1/2

1 MAR 2013 / 10:00

Rank	Name	Nat	born	Lane	Reaction time	Result	Points
1	FRANSEN Remona	NED	85	4	0.174	8.43	1032
2	HALLIN Ellinore	SWE	87	6	0.172	8.43	1032
3	THIAM Nafissatou	BEL	94	3	0.194	8.63	989
4	MAKSIMAVA Yana	BLR	89	7	0.189	8.63	989
5	NETSVIATAYEVA Katsiaryna	BLR	89	5	0.193	8.65	984
6	FYODOROVA Alina	UKR	89	2	0.174	8.79	954
7	MÄCHTIG Julia	GER	86	8	0.235	8.95	920

Pentathlon Women

60m Hurdles Women - Heat 2/2

1 MAR 2013 / 10:07

Rank	Name	Nat	born	Lane	Reaction time	Result	Points
1	NANA DJIMOU Ida Antoinette	FRA	85	3	0.170	8.12	1102
2	MELNYCHENKO Hanna	UKR	83	6	0.131	8.27	1068
3	BROERSEN Nadine	NED	90	7	0.172	8.32	1057
4	SPRUNGER Ellen	SUI	86	4	0.150	8.32	1057
5	LINDE Sofia	SWE	95	5	0.165	8.36	1048
6	PUIU Beatrice	ROU	86	8	0.154	8.59	997
7	BOLSHOVA Yekaterina	RUS	88	1	0.154	8.61	993
8	IKAUNIECE Laura	LAT	92	2	0.177	8.67	980

Results

60m Hurdles Women

Round 1

1 MAR 2013 / 11:30

Rank	Name	Nat	born	Lane	Result	
1	YANIT Nevin	TUR	86	6	8.01	Q
2	TALAY Alina	BLR	89	8	8.02	Q
3	BORSI Veronica	ITA	87	5	8.05	Q
3	ÓROURKE Derval	IRL	81	7	8.05	Q SB
5	KONDAKOVA Yuliya	RUS	81	1	8.07	Q
6	ŠKROBÁKOVÁ Lucie	CZE	82	4	8.07	Q
7	AERTS Sara	BEL	84	3	8.07	Q
8	BERINGS Eline	BEL	86	4	8.08	Q
9	CARAVELLI Marzia	ITA	81	8	8.09	Q
9	CATTANEO Micol	ITA	82	2	8.09	Q =SB
11	TOPILINA Svetlana	RUS	85	6	8.10	Q
12	BAKKER Sharon	NED	90	1	8.11	Q
13	HILDEBRAND Nadine	GER	87	8	8.12	q
14	NEZIRI Nooralotta	FIN	92	6	8.13	q
15	PEDERSEN Isabelle	NOR	92	7	8.18	q PB
16	PLATITSYNA Hanna	UKR	87	5	8.20	q
16	VITAL Eva	POR	92	2	8.20	PB
18	ZBÁREN Noemi	SUI	94	4	8.21	PB
19	LONCAREK Ivana	CRO	91	7	8.22	PB
19	OKORI Reina-Flor	FRA	80	3	8.22	
21	HARALA Lotta	FIN	92	2	8.23	
21	LEINONEN Elisa	FIN	87	5	8.23	
23	TOMIC Marina	SLO	83	1	8.34	
	DECAUX Alice	FRA	85	3	DQ	R 162.7

60m Hurdles Women

Heat 1/3

1 MAR 2013 / 11:30

Rank	Name	Nat	born	Lane	Reaction time	Result
1	YANIT Nevin	TUR	86	6	0.192	8.01 Q
2	ÓROURKE Derval	IRL	81	7	0.133	8.05 Q SB
3	BERINGS Eline	BEL	86	4	0.136	8.08 Q
4	CARAVELLI Marzia	ITA	81	8	0.159	8.09 Q
5	VITAL Eva	POR	92	2	0.136	8.20 PB
6	LEINONEN Elisa	FIN	87	5	0.159	8.23
7	TOMIC Marina	SLO	83	1	0.150	8.34
	DECAUX Alice	FRA	85	3	F1	DQ R 162.7


60m Hurdles Women

Heat 2/3

1 MAR 2013 / 11:37

Rank	Name	Nat	born	Lane	Reaction time	Result
1	KONDAKOVA Yuliya	RUS	81	1	0.172	8.07 Q
2	ŠKROBÁKOVÁ Lucie	CZE	82	4	0.169	8.07 Q
3	AERTS Sara	BEL	84	3	0.149	8.07 Q
4	CATTANEO Micol	ITA	82	2	0.159	8.09 Q =SB
5	HILDEBRAND Nadine	GER	87	8	0.152	8.12 q
6	NEZIRI Nooralotta	FIN	92	6	0.147	8.13 q
7	PLATITSYNA Hanna	UKR	87	5	0.173	8.20 q
8	LONCAREK Ivana	CRO	91	7	0.151	8.22 PB

INTERNET Service: www.european-athletics.org

Timing, Measurement & Data Service by  OMEGA

printed at FRI 1 MAR 2013 20:46

Page 20 of 27

Results

60m Hurdles Women
Heat 3/3
1 MAR 2013 / 11:44

Rank	Name	Nat	born	Lane	Reaction time	Result
1	TALAY Alina	BLR	89	8	0.161	8.02 Q
2	BORSI Veronica	ITA	87	5	0.224	8.05 Q
3	TOPILINA Svetlana	RUS	85	6	0.162	8.10 Q
4	BAKKER Sharona	NED	90	1	0.137	8.11 Q
5	PEDERSEN Isabelle	NOR	92	7	0.171	8.18 q PB
6	ZBÄREN Noemi	SUI	94	4	0.173	8.21 PB
7	OKORI Reina-Flor	FRA	80	3	0.149	8.22
8	HARALA Lotta	FIN	92	2	0.164	8.23

Qualified: First 4 in each heat (Q) and 4 best performers (q) advance to the Semifinals

60m Hurdles Women
Semifinal
1 MAR 2013 / 18:20

Rank	Name	Nat	born	Lane	Result
1	YANIT Nevin	TUR	86	5	7.94 Q NR
2	BORSI Veronica	ITA	87	6	7.96 Q NR
3	BERINGS Eline	BEL	86	4	7.98 Q
4	KONDAKOVA Yuliya	RUS	81	3	8.00 Q
4	ÓROURKE Derval	IRL	81	3	8.00 Q SB
6	TALAY Alina	BLR	89	4	8.02 Q
7	BAKKER Sharona	NED	90	7	8.05 SB
8	CATTANEO Micol	ITA	82	8	8.08 Q SB
9	NEZIRI Nooralotta	FIN	92	7	8.09 Q
10	ŠKROBÁKOVÁ Lucie	CZE	82	6	8.09
11	HILDEBRAND Nadine	GER	87	2	8.11
12	TOPILINA Svetlana	RUS	85	8	8.11
13	CARAVELLI Marzia	ITA	81	2	8.12
14	AERTS Sara	BEL	84	5	8.14
15	PLATITSYNA Hanna	UKR	87	1	8.16 PB
16	PEDERSEN Isabelle	NOR	92	1	8.22

60m Hurdles Women
Semifinal 1/2
1 MAR 2013 / 18:20

Rank	Name	Nat	born	Lane	Reaction time	Result
1	KONDAKOVA Yuliya	RUS	81	3	0.161	8.00 Q
2	TALAY Alina	BLR	89	4	0.170	8.02 Q
3	CATTANEO Micol	ITA	82	8	0.133	8.08 Q SB
4	NEZIRI Nooralotta	FIN	92	7	0.146	8.09 Q
5	ŠKROBÁKOVÁ Lucie	CZE	82	6	0.158	8.09
6	CARAVELLI Marzia	ITA	81	2	0.155	8.12
7	AERTS Sara	BEL	84	5	0.156	8.14
8	PEDERSEN Isabelle	NOR	92	1	0.163	8.22

 INTERNET Service: www.european-athletics.org

 Timing, Measurement & Data Service by  OMEGA

printed at FRI 1 MAR 2013 20:46

Page 21 of 27

Results

60m Hurdles Women

Semifinal 2/2

1 MAR 2013 / 18:27

Rank	Name	Nat	born	Lane	Reaction time	Result	
1	YANIT Nevin	TUR	86	5	0.179	7.94	Q NR
2	BORSI Veronica	ITA	87	6	0.206	7.96	Q NR
3	BERINGS Eline	BEL	86	4	0.130	7.98	Q
4	ÓROURKE Derval	IRL	81	3	0.139	8.00	Q SB
5	BAKKER Sharona	NED	90	7	0.108	8.05	SB
6	HILDEBRAND Nadine	GER	87	2	0.151	8.11	
7	TOPILINA Svetlana	RUS	85	8	0.151	8.11	
8	PLATITSYNA Hanna	UKR	87	1	0.170	8.16	PB

Qualified: First 4 in each heat (Q) advance to the Final

60m Hurdles Women

Final

1 MAR 2013 / 19:55

Rank	Name	Nat	born	Lane	Reaction time	Result	
1	YANIT Nevin	TUR	86	3	0.158	7.89	NR,EL
2	TALAY Alina	BLR	89	5	0.154	7.94	=PB
3	BORSI Veronica	ITA	87	4	0.176	7.94	NR
4	ÓROURKE Derval	IRL	81	2	0.141	7.95	SB
5	KONDAKOVA Yuliya	RUS	81	6	0.159	7.99	
6	BERINGS Eline	BEL	86	8	0.127	8.08	
7	CATTANEO Micol	ITA	82	7	0.180	8.11	
8	NEZIRI Nooralotta	FIN	92	1	0.143	8.19	

Pentathlon Women

High Jump Women

1 MAR 2013 / 10:40

Rank	Name	Nat	born	Order	Result	Points
1	MAKSIMAVA Yana	BLR	89	13	1.90	1106
2	THIAM Nafissatou	BEL	94	4	1.87	1067
3	BROERSEN Nadine	NED	90	1	1.84	1029
4	FRANSEN Remona	NED	85	15	1.81	991
5	MELNYCHENKO Hanna	UKR	83	5	1.81	991
6	LINDE Sofia	SWE	95	10	1.78	953
7	FYODOROVA Alina	UKR	89	14	1.78	953
8	BOLSHOVA Yekaterina	RUS	88	6	1.78	953
9	IKAUNIECE Laura	LAT	92	9	1.75	916
10	MÄCHTIG Julia	GER	86	11	1.75	916
11	NANA DJIMOU Ida Antoinette	FRA	85	2	1.75	916
12	HALLIN Ellinore	SWE	87	12	1.72	879
12	PUIU Beatrice	ROU	86	3	1.72	879
14	SPRUNGER Ellen	SUI	86	7	1.69	842
15	NETSVIATAYEVA Katsiaryna	BLR	89	8	1.69	842

Results

High Jump Women (cont.)

High Jump Women	1.60	1.63	1.66	1.69	1.72	1.75	1.78	1.81	1.84	1.87	1.90	1.93
1	MAKSIMAVA Yana	-	-	-	-	-	o	o	o	xo	xxo	xxx
2	THIAM Nafissatou	-	-	-	-	o	o	o	xo	xxo	xxx	
3	BROERSEN Nadine	-	-	-	-	o	o	xo	o	xxx		
4	FRANSEN Remona	-	-	o	o	o	o	o	xxx			
5	MELNYCHENKO Hanna	-	-	-	o	o	o	xxo	xxx			
6	LINDE Sofia	-	o	o	o	xo	o	o	xxx			
7	FYODOROVA Alina	-	-	o	xo	o	o	xo	xxx			
8	BOLSHOVA Y	-	-	-	-	o	xo	xxo	xxx			
9	IKAUNIECE Laura	-	-	-	-	-	o	xxx				
10	MÄCHTIG Julia	-	-	o	o	o	xo	xxx				
11	NANA DJIMOU I	-	-	o	-	xo	xo	xxx				
12	HALLIN Ellinore	o	o	o	o	o	xxx					
12	PUJU Beatrice	o	o	o	o	o	xxx					
14	SPRUNGER Ellen	o	o	xxo	xo	xxx						
15	NETSVIATAYEVA K	o	o	o	xxo	xxx						

Pole Vault Women

Qualification


1 MAR 2013 / 17:15

Rank	Name	Nat	born	Order	Result
1	SAVCHENKO Anastasiya	RUS	89	4	4.56 Q
2	BLEASDALE Holly	GBR	91	18	4.56 Q
3	SVOBODOVÁ Jirina	CZE	86	20	4.56 Q
4	SIDOROVA Anzhelika	RUS	91	19	4.56 Q =PB
5	ZHUK-KRASNOVA Angelina	RUS	91	15	4.46 q
6	GADSCHIEW Kristina	GER	84	12	4.46 q
6	ROGOWSKA Anna	POL	81	1	4.46 q
8	BAUER Katharina	GER	90	8	4.46 q PB
9	BENGTSSON Angelica	SWE	93	7	4.46 SB
10	KIRIAKOPOÚLOU Nikolía	GRE	86	17	4.36
10	MALÁCOVÁ Romana	CZE	87	13	4.36
12	BRUNI Roberta	ITA	94	10	4.36
13	NIKKANEN Minna	FIN	88	11	4.36
13	STEFANÍDI Ekaterini	GRE	90	2	4.36
15	DAHLSTRÖM Malin	SWE	89	3	4.16
15	HOLM Caroline Bonde	DEN	90	9	4.16
15	LARSÅSEN Cathrine	NOR	86	16	4.16
15	LEDÁKI Stélla-Iró	GRE	88	6	4.16
15	PENA Tori	IRL	87	5	4.16
20	BENECCHI Giorgia	ITA	89	14	4.16

	3.96	4.16	4.36	4.46	4.56
1	SAVCHENKO A	-	-	o	o
2	BLEASDALE Holly	-	-	xo	o
3	SVOBODOVÁ Jirina	-	-	o	xo
4	SIDOROVA Anzhelika	-	o	o	xo
5	ZHUK-KRASNOVA A	-	o	o	xx-
6	GADSCHIEW Kristina	-	-	xo	o
6	ROGOWSKA Anna	-	-	xo	xxx
8	BAUER Katharina	-	xo	o	xxo
9	BENGTSSON Angelica	-	xxo	o	xxo
10	KIRIAKOPOÚLOU N	-	o	xo	xxx
10	MALÁCOVÁ Romana	-	o	xo	xxx
12	BRUNI Roberta	-	xo	xo	xxx
13	NIKKANEN Minna	-	o	xxo	xxx
13	STEFANÍDI E	-	o	xxo	xxx
15	DAHLSTRÖM Malin	-	o	xxx	
15	HOLM C	-	o	xxx	
15	LARSÅSEN Cathrine	-	o	xxx	
15	LEDÁKI Stélla-Iró	o	o	xxx	
15	PENA Tori	-	o	xxx	
20	BENECCHI Giorgia	o	xo	xxx	

Qualified: qualifying perf. 4.56 (Q) or 8 best performers (q) to the advance to the Final

INTERNET Service: www.european-athletics.org

Timing, Measurement & Data Service by  OMEGA

printed at FRI 1 MAR 2013 20:46

Page 23 of 27

Results

Long Jump Women
Qualification
1 MAR 2013 / 10:05

Rank	Name	Nat	born	Order	Result
1	KLISHINA Darya	RUS	91	13	6.62 q
2	JARDER Erica	SWE	86	6	6.61 q PB
2	PROCTOR Shara	GBR	88	7	6.61 q
4	LESUEUR Éloyse	FRA	88	17	6.60 q
5	ŠPANOVIĆ Ivana	SRB	90	8	6.59 q
6	KUCHERENKO Olga	RUS	85	11	6.54 q
7	MOKHNYUK Anastasiya	UKR	91	10	6.52 q
8	DEIAC Cornelia	ROU	88	1	6.52 q
9	DENYAEVA Svetlana	RUS	91	4	6.50
10	SUDARAVA Volha	BLR	84	16	6.43
11	ROTARU Alina	ROU	93	19	6.39
12	MEDGYESOVÁ Renata	SVK	83	5	6.35 SB
13	GRIVA Lauma	LAT	84	18	6.34
14	BAUSCHKE Melanie	GER	88	9	6.19
15	VELDÁKOVÁ Jana	SVK	81	12	6.17
16	VOSS Stefanie	GER	89	14	6.12
17	MARINCU Florentina	ROU	96	3	5.98
18	SINMEZ SERBEST Sevim	TUR	87	15	5.97
19	LIBOÀ Giulia	ITA	93	2	5.94

	1	2	3
1	KLISHINA Darya	6.62	6.58
2	JARDER Erica	x	6.61
2	PROCTOR Shara	6.61	-
4	LESUEUR Éloyse	6.60	-
5	ŠPANOVIĆ Ivana	6.59	-
6	KUCHERENKO Olga	6.48	6.42
7	MOKHNYUK A	6.47	6.19
8	DEIAC Cornelia	x	6.46
9	DENYAEVA Svetlana	5.74	6.44
10	SUDARAVA Volha	6.01	6.28
11	ROTARU Alina	6.30	6.39
12	MEDGYESOVÁ Renata	6.35	6.17
13	GRIVA Lauma	6.26	6.18
14	BAUSCHKE Melanie	6.16	6.19
15	VELDÁKOVÁ Jana	x	6.17
16	VOSS Stefanie	x	6.12
17	MARINCU Florentina	x	5.98
18	SINMEZ SERBEST S	x	5.97
19	LIBOÀ Giulia	x	5.94

Qualified: qualifying perf. 6.65 (Q) or 8 best performers (q) to the advance to the Final


Results

Pentathlon Women
Long Jump Women
1 MAR 2013 / 17:01

Rank	Name	Nat	born	Order	Result	Points
1	NANA DJIMOU Ida Antoinette	FRA	85	12	6.32	949
2	FRANSEN Remona	NED	85	11	6.29	940
3	PUIU Beatrice	ROU	86	7	6.19	908
4	THIAM Nafissatou	BEL	94	14	6.17	902
5	MELNYCHENKO Hanna	UKR	83	13	6.17	902
6	LINDE Sofia	SWE	95	15	6.12	887
7	BROERSEN Nadine	NED	90	8	6.11	883
8	FYODOROVA Alina	UKR	89	5	6.03	859
9	MÄCHTIG Julia	GER	86	2	5.98	843
10	HALLIN Ellinore	SWE	87	9	5.97	840
11	MAKSIMAVA Yana	BLR	89	6	5.94	831
12	IKAUNIECE Laura	LAT	92	3	5.92	825
13	SPRUNGER Ellen	SUI	86	10	5.75	774
14	NETSVIATAYEVA Katsiaryna	BLR	89	1	5.55	715
	BOLSHOVA Yekaterina	RUS	88	4	DNS	

	1	2	3	
1	NANA DJIMOU I	6.10	6.25	6.32
2	FRANSEN Remona	x	6.10	6.29
3	PUIU Beatrice	5.83	x	6.19
4	THIAM Nafissatou	6.06	6.17	6.02
5	MELNYCHENKO Hanna	5.44	6.17	x
6	LINDE Sofia	5.70	6.12	x
7	BROERSEN Nadine	5.78	x	6.11
8	FYODOROVA Alina	5.99	x	6.03
9	MÄCHTIG Julia	5.54	5.98	x
10	HALLIN Ellinore	x	5.97	5.73
11	MAKSIMAVA Yana	5.94	x	5.81
12	IKAUNIECE Laura	5.92	5.84	5.80
13	SPRUNGER Ellen	5.75	4.48	-
14	NETSVIATAYEVA K	x	5.47	5.55
	BOLSHOVA Y			

 INTERNET Service: www.european-athletics.org

 Timing, Measurement & Data Service by  **OMEGA**

printed at FRI 1 MAR 2013 20:46

Page 25 of 27

Results

**Triple Jump Women
Qualification**

1 MAR 2013 / 18:40

Rank	Name	Nat	born	Order	Result	
1	SALADUHA Olha	UKR	83	10	14.47	Q
2	GUMENYUK Irina	RUS	88	21	14.30	Q
3	LA MANTIA Simona	ITA	83	6	14.24	Q SB
4	MOSINA Veronika	RUS	90	15	14.17	Q
5	MAMONA Patricia	POR	88	9	13.99	q NR
6	ALDAMA Yamilé	GBR	72	14	13.92	q SB
7	ELBE Jenny	GER	90	16	13.88	q
8	SARRAPIO Patricia	ESP	82	17	13.85	q
9	DOLGACHEVA Viktoriya	RUS	91	8	13.83	
10	VELDÁKOVÁ Dana	SVK	81	11	13.82	
11	DODOVA Gita	BUL	82	18	13.75	
12	COSTA Susana	POR	84	7	13.74	
13	PANÉTA Niki	GRE	86	2	13.55	
14	DZINDZALETAITE Dovile	LTU	93	20	13.53	SB
15	BUJIN Cristina	ROU	88	19	13.47	
16	DZIATSUK Kseniya	BLR	86	13	13.46	
17	MATULE Santa	LAT	92	3	13.33	PB
18	TSYHOTSKA Ruslana	UKR	86	12	13.10	
19	BRATKIC Maja	SLO	91	4	12.99	
	SERBEZOVA Nina	CYP	81	1	NM	
	SINMEZ SERBEST Sevim	TUR	87	5	NM	

	1	2	3
1	SALADUHA Olha	14.47	
2	GUMENYUK Irina	14.30	
3	LA MANTIA Simona	14.24	
4	MOSINA Veronika	13.78	14.17
5	MAMONA Patricia	13.90	x
6	ALDAMA Yamilé	13.92	x
7	ELBE Jenny	13.43	13.88
8	SARRAPIO Patricia	x	13.62
9	DOLGACHEVA V	13.83	x
10	VELDÁKOVÁ Dana	x	13.82
11	DODOVA Gita	13.62	13.75
12	COSTA Susana	13.65	13.74
13	PANÉTA Niki	x	13.36
14	DZINDZALETAITE D	x	13.22
15	BUJIN Cristina	13.47	x
16	DZIATSUK Kseniya	x	13.46
17	MATULE Santa	x	13.33
18	TSYHOTSKA Ruslana	13.10	x
19	BRATKIC Maja	11.49	12.99
	SERBEZOVA Nina	x	-
	SINMEZ SERBEST S	x	x

Qualified: qualifying perf. 14.10 (Q) or 8 best performers (q) to the advance to the Final

Results

Pentathlon Women
Shot Put Women
1 MAR 2013 / 12:40


Rank	Name	Nat	born	Order	Result	Points
1	MÄCHTIG Julia	GER	86	4	15.97	926
2	NANA DJIMOU Ida Antoinette	FRA	85	6	15.35	884
3	MAKSIMAVA Yana	BLR	89	2	14.65	837
4	FYODOROVA Alina	UKR	89	5	14.62	835
5	LINDE Sofia	SWE	95	14	14.14	803
6	THIAM Nafissatou	BEL	94	12	13.88	786
7	MELNYCHENKO Hanna	UKR	83	15	13.82	782
8	PUIU Beatrice	ROU	86	11	13.74	777
9	HALLIN Ellinore	SWE	87	8	13.71	775
10	FRANSEN Remona	NED	85	7	13.42	755
11	NETSVIATAYEVA Katsiaryna	BLR	89	9	13.33	749
12	BROERSEN Nadine	NED	90	13	13.16	738
13	BOLSHOVA Yekaterina	RUS	88	1	12.00	661
14	SPRUNGER Ellen	SUI	86	3	11.91	655
15	IKAUNIECE Laura	LAT	92	10	11.91	655

	1	2	3	
1	MÄCHTIG Julia	15.97	x	15.42
2	NANA DJIMOU I	13.70	14.75	15.35
3	MAKSIMAVA Yana	13.84	x	14.65
4	FYODOROVA Alina	14.47	14.62	14.36
5	LINDE Sofia	11.70	12.33	14.14
6	THIAM Nafissatou	13.34	13.88	12.81
7	MELNYCHENKO Hanna	13.57	13.82	x
8	PUIU Beatrice	13.69	x	13.74
9	HALLIN Ellinore	x	13.45	13.71
10	FRANSEN Remona	13.42	13.23	x
11	NETSVIATAYEVA K	13.33	x	x
12	BROERSEN Nadine	13.16	13.07	x
13	BOLSHOVA Y	12.00	r	
14	SPRUNGER Ellen	11.52	11.91	11.87
15	IKAUNIECE Laura	11.34	11.91	11.78

Pentathlon Women
Final
1 MAR 2013

Rank	Name	Nat	born	Order	total	
1	NANA DJIMOU Ida Antoinette	FRA	85	4	4666	
2	MAKSIMAVA Yana	BLR	89	12	4658	PB
3	MELNYCHENKO Hanna	UKR	83	14	4608	
4	FRANSEN Remona	NED	85	7	4571	SB
5	LINDE Sofia	SWE	95	9	4531	PB
6	THIAM Nafissatou	BEL	94	2	4493	
7	MÄCHTIG Julia	GER	86	8	4463	SB
8	FYODOROVA Alina	UKR	89	11	4420	
9	HALLIN Ellinore	SWE	87	6	4372	PB
10	IKAUNIECE Laura	LAT	92	5	4224	
11	NETSVIATAYEVA Katsiaryna	BLR	89	3	4092	
12	BROERSEN Nadine	NED	90	15	3707	
13	PUIU Beatrice	ROU	86	1	3561	
	SPRUNGER Ellen	SUI	86	13	DNF	
	BOLSHOVA Yekaterina	RUS	88	10	DNF	

 INTERNET Service: www.european-athletics.org

 Timing, Measurement & Data Service by  OMEGA

printed at FRI 1 MAR 2013 20:46

Page 27 of 27

Results

Heptathlon Men

60m Men

2 MAR 2013 / 12:50

Rank	Name	Nat	born	Lane	Result	Points
1	LELIÈVRE Jérémy	FRA	91	6	6.84	940
2	DISTELBERGER Dominik	AUT	90	4	6.86	933
3	SINTNICOLAAS Eelco	NED	87	3	6.88	925
4	LUKYANENKO Artem	RUS	90	2	6.90	918
5	DUDAŠ Mihail	SRB	89	2	6.91	915
6	JÕEVÄLI Kaarel	EST	90	5	6.93	907
7	RIETVELD Pelle	NED	85	7	6.95	900
8	OLSON Petter	SWE	91	4	6.98	889
9	ROSENQUIST Fabian	SWE	91	7	7.00	882
10	SHKURENEV Ilya	RUS	91	6	7.05	865
11	SZABÓ Attila	HUN	84	8	7.06	861
12	HELCELET Adam	CZE	91	5	7.07	858
13	MARTO Tiago	POR	86	1	7.09	851
14	MAYER Kevin	FRA	92	3	7.10	847
15	PAHAPILL Mikk	EST	83	8	7.16	826

Heptathlon Men

60m Men - Heat 1/2

2 MAR 2013 / 12:50

Rank	Name	Nat	born	Lane	Reaction time	Result	Points
1	DUDAŠ Mihail	SRB	89	2	0.154	6.91	915
2	OLSON Petter	SWE	91	4	0.151	6.98	889
3	ROSENQUIST Fabian	SWE	91	7	0.129	7.00	882
4	SHKURENEV Ilya	RUS	91	6	0.163	7.05	865
5	HELCELET Adam	CZE	91	5	0.162	F ¹ 7.07	858
6	MAYER Kevin	FRA	92	3	0.149	7.10	847
7	PAHAPILL Mikk	EST	83	8	0.140	7.16	826

Heptathlon Men

60m Men - Heat 2/2

2 MAR 2013 / 12:57

Rank	Name	Nat	born	Lane	Reaction time	Result	Points
1	LELIÈVRE Jérémy	FRA	91	6	0.181	6.84	940
2	DISTELBERGER Dominik	AUT	90	4	0.163	6.86	933
3	SINTNICOLAAS Eelco	NED	87	3	0.159	6.88	925
4	LUKYANENKO Artem	RUS	90	2	0.162	6.90	918
5	JÕEVÄLI Kaarel	EST	90	5	0.160	6.93	907
6	RIETVELD Pelle	NED	85	7	0.140	6.95	900
7	SZABÓ Attila	HUN	84	8	0.152	7.06	861
8	MARTO Tiago	POR	86	1	0.150	7.09	851

Results

**60m Men
Semifinal**
2 MAR 2013 / 17:15

Rank	Name	Nat	born	Lane	Result		
1	DASAOLU James	GBR	87	6	6.52	Q	PB
2	TUMI Michael	ITA	90	4	6.58	Q	
3	SAIDY NDURE Jaysuma	NOR	84	3	6.59	Q	SB
4	VICAUT Jimmy	FRA	92	5	6.60	Q	
5	ROSE Odain	SWE	92	7	6.63	Q	PB
6	AIKINES-ARYEETAY Harry	GBR	88	5	6.64	Q	SB
7	BIRON Emmanuel	FRA	88	7	6.65	Q	
8	CÎMPEANU Catalin	ROU	85	6	6.66		
8	REUS Julian	GER	88	4	6.66	Q	
10	TÄRNHUVUD Stefan	SWE	85	8	6.67		PB
11	KLING-BAPTISTE Tom	SWE	90	2	6.73		SB
12	FONGUÉ Rolf	SUI	87	1	6.75		
13	ZAVACKÝ Adam	SVK	88	2	6.75		
14	BREDNEV Aleksandr	RUS	88	3	6.75		
15	MONTEIRO Ricardo	POR	85	1	6.76		
16	COLLIO Simone	ITA	79	8	6.89		

**60m Men
Semifinal 1/2**
2 MAR 2013 / 17:15

Rank	Name	Nat	born	Lane	Reaction time	Result	
1	TUMI Michael	ITA	90	4	0.158	6.58	Q
2	SAIDY NDURE Jaysuma	NOR	84	3	0.133	6.59	Q
3	AIKINES-ARYEETAY Harry	GBR	88	5	0.159	6.64	Q
4	BIRON Emmanuel	FRA	88	7	0.132	6.65	Q
5	CÎMPEANU Catalin	ROU	85	6	0.154	6.66	
6	TÄRNHUVUD Stefan	SWE	85	8	0.145	6.67	PB
7	KLING-BAPTISTE Tom	SWE	90	2	0.143	6.73	SB
8	MONTEIRO Ricardo	POR	85	1	0.152	6.76	

**60m Men
Semifinal 2/2**
2 MAR 2013 / 17:22

Rank	Name	Nat	born	Lane	Reaction time	Result	
1	DASAOLU James	GBR	87	6	0.159	6.52	Q
2	VICAUT Jimmy	FRA	92	5	0.162	6.60	Q
3	ROSE Odain	SWE	92	7	0.150	6.63	Q
4	REUS Julian	GER	88	4	0.145	6.66	Q
5	FONGUÉ Rolf	SUI	87	1	0.157	6.75	
6	ZAVACKÝ Adam	SVK	88	2	0.163	6.75	
7	BREDNEV Aleksandr	RUS	88	3	0.185	6.75	
8	COLLIO Simone	ITA	79	8	0.152	6.89	

Qualified: First 4 in each heat (Q) advance to the Final

Results

60m Men
Final 2 MAR 2013 / 18:40

Rank	Name	Nat	born	Lane	Reaction time	Result	
1	VICAUT Jimmy	FRA	92	6	0.153	6.48	WL
2	DASAOLU James	GBR	87	5	0.151	6.48	=WL
3	TUMI Michael	ITA	90	3	0.160	6.52	
4	SAIDY NDURE Jaysuma	NOR	84	4	0.149	6.61	
5	ROSE Odain	SWE	92	8	0.147	6.62	PB
6	REUS Julian	GER	88	1	0.137	6.62	
7	AIKINES-ARYEETAY Harry	GBR	88	7	0.150	6.63	SB
8	BIRON Emmanuel	FRA	88	2	0.151	6.63	=SB

400m Men
Semifinal 2 MAR 2013 / 17:45

Rank	Name	Nat	born	Lane	Result	
1	TRENIKHIN Pavel	RUS	86	6	46.00	Q EL
2	MASLÁK Pavel	CZE	91	5	46.18	Q SB
3	LEVINE Nigel	GBR	89	3	46.50	Q
4	STRACHAN Richard	GBR	86	5	46.88	Q
5	BINGHAM Michael	GBR	86	4	46.91	Q
6	BUTRYM Vitaliy	UKR	91	3	47.01	
7	BURAKOV Volodymyr	UKR	85	4	47.03	Q
8	HANNE Mamoudou	FRA	88	1	47.08	
9	CAN Yavuz	TUR	87	2	47.26	SB
10	EKELUND-ARENANDER Nick	DEN	89	2	47.34	
11	RUŽIC Mateo	CRO	94	1	47.42	
	GREGAN Brian	IRL	89	6	DNF	

400m Men
Semifinal 1/2 2 MAR 2013 / 17:45

Rank	Name	Nat	born	Lane	Reaction time	Result	
1	MASLÁK Pavel	CZE	91	5	0.178	46.18	Q SB
2	LEVINE Nigel	GBR	89	3	0.162	46.50	Q
3	BURAKOV Volodymyr	UKR	85	4	0.190	47.03	Q
4	HANNE Mamoudou	FRA	88	1	0.169	47.08	
5	CAN Yavuz	TUR	87	2	0.178	47.26	SB
	GREGAN Brian	IRL	89	6	0.201	DNF	

Intermediate times: 200m 21.42 MASLÁK Pavel (CZE)


400m Men
Semifinal 2/2 2 MAR 2013 / 17:52

Rank	Name	Nat	born	Lane	Reaction time	Result	
1	TRENIKHIN Pavel	RUS	86	6	0.196	46.00	Q EL
2	STRACHAN Richard	GBR	86	5	0.203	46.88	Q
3	BINGHAM Michael	GBR	86	4	0.153	46.91	Q
4	BUTRYM Vitaliy	UKR	91	3	0.181	47.01	
5	EKELUND-ARENANDER Nick	DEN	89	2	0.198	47.34	
6	RUŽIC Mateo	CRO	94	1	0.169	47.42	

Intermediate times: 200m 21.32 TRENIKHIN Pavel (RUS)

Qualified: First 3 in each heat (Q) advance to the Final

 INTERNET Service: www.european-athletics.org

 Timing, Measurement & Data Service by  **OMEGA**

Results

800m Men

Semifinal

2 MAR 2013 / 16:55

Rank	Name	Nat	born	Lane	Result
1	LÓPEZ Kevin	ESP	90	5	1:48.56 Q
2	ANANENKA Anis	BLR	85	1	1:48.77 Q
3	KSZCZOT Adam	POL	89	6	1:48.78 Q
4	THOMAS Joe	GBR	88	4	1:49.14
5	MOHAMMED Mukhtar	GBR	90	6	1:49.89 Q
6	BYBYK Taras	UKR	92	2	1:49.92 Q
7	MARCO Luis Alberto	ESP	86	5	1:49.96 Q
8	ROLDÁN Francisco	ESP	90	4	1:50.27
9	REPCÍK Jozef	SVK	86	3	1:50.28
10	KUPERS Thijmen	NED	91	1	1:50.29
11	NESTEROV Ivan	RUS	85	3	1:50.53
12	ROGESTEDT Johan	SWE	93	2	1:55.98

800m Men

Semifinal 1/2

2 MAR 2013 / 16:55

Rank	Name	Nat	born	Lane	Result
1	LÓPEZ Kevin	ESP	90	5	1:48.56 Q
2	ANANENKA Anis	BLR	85	1	1:48.77 Q
3	KSZCZOT Adam	POL	89	6	1:48.78 Q
4	THOMAS Joe	GBR	88	4	1:49.14
5	NESTEROV Ivan	RUS	85	3	1:50.53
6	ROGESTEDT Johan	SWE	93	2	1:55.98

Intermediate times: 200m 26.19 LÓPEZ Kevin (ESP)
 400m 54.32 LÓPEZ Kevin (ESP)
 600m 1:22.35 LÓPEZ Kevin (ESP)

800m Men

Semifinal 2/2

2 MAR 2013 / 17:02

Rank	Name	Nat	born	Lane	Result
1	MOHAMMED Mukhtar	GBR	90	6	1:49.89 Q
2	BYBYK Taras	UKR	92	2	1:49.92 Q
3	MARCO Luis Alberto	ESP	86	5	1:49.96 Q
4	ROLDÁN Francisco	ESP	90	4	1:50.27
5	REPCÍK Jozef	SVK	86	3	1:50.28
6	KUPERS Thijmen	NED	91	1	1:50.29

Intermediate times: 200m 25.94 MARCO Luis Alberto (ESP)
 400m 54.71 KUPERS Thijmen (NED)
 600m 1:22.87 MARCO Luis Alberto (ESP)

Qualified: First 3 in each heat (Q) advance to the Final

Results

**1500m Men
Round 1**
2 MAR 2013 / 13:10

Rank	Name	Nat	born	Order	Result
1	ÖZBILEN İlham Tanui	TUR	90	1	3:39.58 Q
2	BUSTOS David	ESP	90	4	3:39.90 Q
3	NOWICKI Bartosz	POL	84	2	3:40.15 q
4	GOMES Hélio	POR	84	5	3:40.82 q PB
5	BORYSYUK Oleksandr	UKR	85	3	3:41.87 q
6	LEWANDOWSKI Marcin	POL	87	2	3:42.60 Q
7	DENISSEL Simon	FRA	90	1	3:42.75 Q
8	MEKHISSI-BENABBAD Mahiedine	FRA	85	1	3:43.33 Q
9	CASADO Arturo	ESP	83	7	3:43.33 Q
10	ORTH Florian	GER	89	6	3:43.57
11	NIKOLAYEV Yegor	RUS	88	6	3:43.58
12	DIMITRÁKIS Andréas	GRE	90	8	3:44.83
13	ZAIZAN Ioan	ROU	83	8	3:45.46
14	VOJTA Andreas	AUT	89	4	3:45.54
15	NAVA Goran	SRB	81	5	3:45.58
16	PELIKÁN Jozef	SVK	84	4	3:45.81
17	CANTERO Bryan	FRA	91	7	3:46.85
18	KREVS Mitja	SLO	89	3	3:47.06
19	ABDIKADAR SHEIK ALI Mohad	ITA	93	5	3:47.21
20	KRAWCZYK Szymon	POL	88	8	3:47.84
21	RODRÍGUEZ Álvaro	ESP	87	3	3:49.10
22	NOUWS Mark	NED	90	2	3:49.78
23	KYTS Volodymyr	UKR	87	7	3:50.65
24	SALAMI Marco Najibe	ITA	85	6	3:54.04

**1500m Men
Heat 1/3**
2 MAR 2013 / 13:10

Rank	Name	Nat	born	Order	Result
1	ÖZBILEN İlham Tanui	TUR	90	1	3:39.58 Q
2	BUSTOS David	ESP	90	4	3:39.90 Q
3	NOWICKI Bartosz	POL	84	2	3:40.15 q
4	GOMES Hélio	POR	84	5	3:40.82 q PB
5	BORYSYUK Oleksandr	UKR	85	3	3:41.87 q
6	DIMITRÁKIS Andréas	GRE	90	8	3:44.83
7	CANTERO Bryan	FRA	91	7	3:46.85
8	SALAMI Marco Najibe	ITA	85	6	3:54.04

Intermediate times: 400m 56.58 ÖZBILEN İlham Tanui (TUR)
 800m 1:55.61 ÖZBILEN İlham Tanui (TUR)
 1200m 2:55.65 ÖZBILEN İlham Tanui (TUR)

 INTERNET Service: www.european-athletics.org

 Timing, Measurement & Data Service by  **OMEGA**

printed at SAT 2 MAR 2013 20:13

Page 5 of 20

Results

1500m Men

Heat 2/3

2 MAR 2013 / 13:18

Rank	Name	Nat	born	Order	Result
1	LEWANDOWSKI Marcin	POL	87	2	3:42.60 Q
2	DENISSEL Simon	FRA	90	1	3:42.75 Q
3	ORTH Florian	GER	89	6	3:43.57
4	ZAIZAN Ioan	ROU	83	8	3:45.46
5	NAVA Goran	SRB	81	5	3:45.58
6	PELIKÁN Jozef	SVK	84	4	3:45.81
7	RODRÍGUEZ Álvaro	ESP	87	3	3:49.10
8	KYTS Volodymyr	UKR	87	7	3:50.65

Intermediate times: 400m 59.67 NAVA Goran (SRB)
 800m 2:03.76 NAVA Goran (SRB)
 1200m 3:02.42 DENISSEL Simon (FRA)

1500m Men

Heat 3/3

2 MAR 2013 / 13:26

Rank	Name	Nat	born	Order	Result
1	MEKHISSI-BENABBAD Mahiedine	FRA	85	1	3:43.33 Q
2	CASADO Arturo	ESP	83	7	3:43.33 Q
3	NIKOLAYEV Yegor	RUS	88	6	3:43.58
4	VOJTA Andreas	AUT	89	4	3:45.54
5	KREVS Mitja	SLO	89	3	3:47.06
6	ABDIKADAR SHEIK ALI Mohad	ITA	93	5	3:47.21
7	KRAWCZYK Szymon	POL	88	8	3:47.84
8	NOUWS Mark	NED	90	2	3:49.78

Intermediate times: 400m 1:02.09 NIKOLAYEV Yegor (RUS)
 800m 2:01.91 NIKOLAYEV Yegor (RUS)
 1200m 3:00.69 MEKHISSI-BENABBAD Mahiedine (FRA)

Qualified: First 2 in each heat (Q) and 3 best performers (q) advance to the Final

3000m Men


Final

2 MAR 2013 / 18:20

Rank	Name	Nat	born	Order	Result
1	IBRAHIMOV Hayle	AZE	90	3	7:49.74
2	HIGUERO Juan Carlos	ESP	78	9	7:50.26
3	ÓLIONÁIRD Ciarán	IRL	88	5	7:50.40 PB
4	KOWAL Yoann	FRA	87	11	7:50.89
5	CARVALHO Florian	FRA	89	4	7:53.23
6	AKKAS Halil	TUR	83	8	7:54.89 SB
7	ALAIZ Roberto	ESP	90	10	7:55.12
8	TIJTGAT Lander	BEL	83	12	7:55.59 PB
9	BOUAFIF Adil	SWE	78	2	7:59.81
10	ARIKAN Polat Kemboi	TUR	90	6	8:00.72
11	INGEBRIGTSEN Henrik	NOR	91	1	8:02.45
12	SAFRONOV Andrey	RUS	85	7	8:15.37

Intermediate times: 1000m 2:39.35 IBRAHIMOV Hayle (AZE)
 2000m 5:19.52 ARIKAN Polat Kemboi (TUR)

INTERNET Service: www.european-athletics.org

Timing, Measurement & Data Service by  OMEGA

printed at SAT 2 MAR 2013 20:13

Page 6 of 20

Results

Pole Vault Men
Qualification
2 MAR 2013 / 11:00

Rank	Name	Nat	born	Order	Result
1	OTTO Björn	GER	77	3	5.75 Q
2	FILIPPÍDIS Konstadinos	GRE	86	12	5.75 Q
3	KUDLICKA Jan	CZE	88	6	5.70 q
3	LEWIS Steven	GBR	86	2	5.70 q SB
5	LAVILLENIE Renaud	FRA	86	4	5.70 q
6	HOLZDEPPE Raphael	GER	89	3	5.60 q
6	MOHR Malte	GER	86	8	5.60 q
6	SOBERA Robert	POL	91	10	5.60 q PB
9	HORVAT Ivan	CRO	93	9	5.60 =NR
10	YERYOMIN Ivan	UKR	89	6	5.60 PB
11	ARENTS Mareks	LAT	86	7	5.50
12	LISEK Piotr	POL	92	11	5.50 =PB
12	PIANTELLA Giorgio	ITA	81	9	5.50 =SB
14	SVÄRD-JACOBSSON Melker	SWE	94	11	5.50 PB
15	JOSEPH Stanley	FRA	91	1	5.50
16	RENNER Robert	SLO	94	7	5.50
17	JENG Alhaji	SWE	81	12	5.40
17	JØRGENSEN Rasmus	DEN	89	10	5.40
17	KORCHMID Oleksandr	UKR	82	4	5.40 =SB
20	STYLIANOU Nikandros	CYP	89	5	5.40 =NR
21	SALOMÄKI Eemeli	FIN	87	2	5.40
22	MAIA Edi	POR	87	5	5.20
23	POLJANEC Andrej	SLO	84	8	5.20
	DENECKER Emile	FRA	92	13	NM
	IVAKIN Anton	RUS	91	1	NM

	5.20	5.40	5.50	5.60	5.70	5.75	
1	OTTO Björn	-	-	-	xo	-	o
2	FILIPPÍDIS K	-	o	o	o	xxo	o
3	KUDLICKA Jan	-	o	-	xo	o	r
3	LEWIS Steven	-	o	-	xo	o	r
5	LAVILLENIE Renaud	-	-	-	o	xo	-
6	HOLZDEPPE Raphael	-	-	-	o	-	-
6	MOHR Malte	-	-	-	o	-	-
6	SOBERA Robert	o	o	o	o	xxx	-
9	HORVAT Ivan	o	o	xxo	o	xf	-
10	YERYOMIN Ivan	o	o	xo	xo	xxx	-
11	ARENTS Mareks	o	o	o	xxx	-	-
12	LISEK Piotr	o	xo	o	x-	xx	-
12	PIANTELLA Giorgio	o	xo	o	xxx	-	-
14	SVÄRD-JACOBSSON M	o	xxo	o	xxx	-	-
15	JOSEPH Stanley	o	o	xo	xxx	-	-
16	RENNER Robert	o	xo	xo	xxx	-	-
17	JENG Alhaji	-	o	-	xxx	-	-
17	JØRGENSEN Rasmus	o	o	xxx	-	-	-
17	KORCHMID Oleksandr	o	o	xx-	x	-	-
20	STYLIANOU N	o	xxo	xxx	-	-	-
21	SALOMÄKI Eemeli	xo	xxo	xxx	-	-	-
22	MAIA Edi	xo	xxx	-	-	-	-
23	POLJANEC Andrej	xxo	xxx	-	-	-	-
	DENECKER Emile	xxx	-	-	-	-	-
	IVAKIN Anton	-	xxx	-	-	-	-

 INTERNET Service: www.european-athletics.org

 Timing, Measurement & Data Service by  OMEGA

printed at SAT 2 MAR 2013 20:13

Page 8 of 20

Results

Pole Vault Men
Qualification Group A
2 MAR 2013 / 11:00

Rank	Name	Nat	born	Order	Result
1	OTTO Björn	GER	77	3	5.75 Q
2	FILIPPÍDIS Konstadinos	GRE	86	12	5.75 Q
3	KUDLICKA Jan	CZE	88	6	5.70 q
3	LEWIS Steven	GBR	86	2	5.70 q SB
5	SOBERA Robert	POL	91	10	5.60 q PB
6	HORVAT Ivan	CRO	93	9	5.60 =NR
7	ARENTS Mareks	LAT	86	7	5.50
8	SVÄRD-JACOBSSON Melker	SWE	94	11	5.50 PB
9	KORCHMID Oleksandr	UKR	82	4	5.40 =SB
10	STYLIANOU Nikandros	CYP	89	5	5.40 =NR
11	POLJANEC Andrej	SLO	84	8	5.20
	DENECKER Emile	FRA	92	13	NM
	IVAKIN Anton	RUS	91	1	NM

		5.20	5.40	5.50	5.60	5.70	5.75
1	OTTO Björn	-	-	-	xo	-	o
2	FILIPPÍDIS K	-	o	o	o	xxo	o
3	KUDLICKA Jan	-	o	-	xo	o	r
3	LEWIS Steven	-	o	-	xo	o	r
5	SOBERA Robert	o	o	o	o	xxx	
6	HORVAT Ivan	o	o	xxo	o	xr	
7	ARENTS Mareks	o	o	o	xxx		
8	SVÄRD-JACOBSSON M	o	xxo	o	xxx		
9	KORCHMID Oleksandr	o	o	xx-	x		
10	STYLIANOU N	o	xxo	xxx			
11	POLJANEC Andrej	xxo	xxx				
	DENECKER Emile	xxx					
	IVAKIN Anton	-	xxx				

Pole Vault Men
Qualification Group B
2 MAR 2013 / 13:30

Rank	Name	Nat	born	Order	Result
1	LAVILLENIE Renaud	FRA	86	4	5.70 q
2	HOLZDEPPE Raphael	GER	89	3	5.60 q
2	MOHR Malte	GER	86	8	5.60 q
4	YERYOMIN Ivan	UKR	89	6	5.60 PB
5	LISEK Piotr	POL	92	11	5.50 =PB
5	PIANTELLA Giorgio	ITA	81	9	5.50 =SB
7	JOSEPH Stanley	FRA	91	1	5.50
8	RENNER Robert	SLO	94	7	5.50
9	JENG Alhaji	SWE	81	12	5.40
9	JØRGENSEN Rasmus	DEN	89	10	5.40
11	SALOMÄKI Eemeli	FIN	87	2	5.40
12	MAIA Edi	POR	87	5	5.20

		5.20	5.40	5.50	5.60	5.70
1	LAVILLENIE Renaud	-	-	-	o	xo
2	HOLZDEPPE Raphael	-	-	-	o	-
2	MOHR Malte	-	-	-	o	-
4	YERYOMIN Ivan	o	o	xo	xo	xxx
5	LISEK Piotr	o	xo	o	x-	xx
5	PIANTELLA Giorgio	o	xo	o	xxx	
7	JOSEPH Stanley	o	o	xo	xxx	
8	RENNER Robert	o	xo	xo	xxx	
9	JENG Alhaji	-	o	-	xxx	
9	JØRGENSEN Rasmus	o	o	xxx		
11	SALOMÄKI Eemeli	xo	xxo	xxx		
12	MAIA Edi	xo	xxx			

Qualified: qualifying perf. 5.75 (Q) or 8 best performers (q) advance to the Final

 INTERNET Service: www.european-athletics.org

 Timing, Measurement & Data Service by  **OMEGA**

printed at SAT 2 MAR 2013 20:13

Page 9 of 20

Results

Long Jump Men
Qualification
2 MAR 2013 / 11:00

Rank	Name	Nat	born	Order	Result		
1	MENKOV Aleksandr	RUS	90	5	8.22	Q	=EL
2	REIF Christian	GER	84	3	8.15	Q	PB
3	TORNÉUS Michel	SWE	86	6	8.07	Q	
4	TSÁTOUMAS Louís	GRE	82	13	8.01	q	
5	TOMLINSON Chris	GBR	81	7	7.98	q	SB
6	HAAPALA Eero	FIN	89	6	7.95	q	
7	EVILÄ Tommi	FIN	80	11	7.95	q	SB
8	MISANS Elvijs	LAT	89	8	7.92	q	SB
9	BAYER Sebastian	GER	86	11	7.91		
10	STRZALKOWSKI Adrian	POL	90	7	7.87		
11	TSÁKONAS Yeóryios	GRE	88	8	7.79		
12	CATANIA Emanuele	ITA	88	5	7.78		
13	DOBREV Daniel	BUL	92	12	7.70		
14	OKUTU Jean Marie	ESP	88	9	7.65		
15	JENSEN Morten	DEN	82	4	7.64		
16	SZABÓ Márk	HUN	93	1	7.62		
17	OJIAKU Kevin	ITA	89	10	7.56		
18	VITONIS Tomas	LTU	91	2	7.56		
19	KASYANOV Oleksiy	UKR	85	12	7.55		
20	SARGSYAN Arsen	ARM	84	9	7.44		
21	KASK Rain	EST	91	3	7.40		
22	OTTERLING Andreas	SWE	86	1	7.39		
23	AUCYNA Darius	LTU	89	10	7.38		
24	TOBOC Valentin	ROU	92	2	7.33		
25	TREMIGLIOZZI Stefano	ITA	85	4	7.26		

		1	2	3
1	MENKOV Aleksandr	7.72	7.98	8.22
2	REIF Christian	x	8.15	
3	TORNÉUS Michel	8.07		
4	TSÁTOUMAS Louís	8.01	7.94	x
5	TOMLINSON Chris	7.73	7.80	7.98
6	HAAPALA Eero	7.75	7.76	7.95
7	EVILÄ Tommi	7.75	7.95	-
8	MISANS Elvijs	7.48	7.77	7.92
9	BAYER Sebastian	7.76	7.91	7.75
10	STRZALKOWSKI A	7.87	7.83	7.57
11	TSÁKONAS Yeóryios	7.58	7.72	7.79
12	CATANIA Emanuele	x	7.78	7.77
13	DOBREV Daniel	x	x	7.70
14	OKUTU Jean Marie	7.27	x	7.65
15	JENSEN Morten	x	7.64	x
16	SZABÓ Márk	7.62	7.39	7.26
17	OJIAKU Kevin	7.35	7.56	7.48
18	VITONIS Tomas	x	3.35	7.56
19	KASYANOV Oleksiy	7.50	x	7.55
20	SARGSYAN Arsen	x	7.44	7.38
21	KASK Rain	7.40	x	x
22	OTTERLING Andreas	7.39	x	x
23	AUCYNA Darius	7.38	7.30	x
24	TOBOC Valentin	7.20	7.33	x
25	TREMIGLIOZZI S	7.26	x	x

 INTERNET Service: www.european-athletics.org

 Timing, Measurement & Data Service by  **OMEGA**

printed at SAT 2 MAR 2013 20:13

Page 10 of 20

Results

Long Jump Men
Qualification Group A
2 MAR 2013 / 11:00

Rank	Name	Nat	born	Order	Result		
1	MENKOV Aleksandr	RUS	90	5	8.22	Q	=EL
2	TSÁTOUMAS Louís	GRE	82	13	8.01	q	
3	HAAPALA Eero	FIN	89	6	7.95	q	
4	MISANS Elvijs	LAT	89	8	7.92	q	SB
5	BAYER Sebastian	GER	86	11	7.91		
6	STRZALKOWSKI Adrian	POL	90	7	7.87		
7	OJIAKU Kevin	ITA	89	10	7.56		
8	VITONIS Tomas	LTU	91	2	7.56		
9	KASYANOV Oleksiy	UKR	85	12	7.55		
10	SARGSYAN Arsen	ARM	84	9	7.44		
11	KASK Rain	EST	91	3	7.40		
12	OTTERLING Andreas	SWE	86	1	7.39		
13	TREMIGLIOZZI Stefano	ITA	85	4	7.26		

	1	2	3
1	MENKOV Aleksandr 7.72	7.98	8.22
2	TSÁTOUMAS Louís 8.01	7.94	x
3	HAAPALA Eero 7.75	7.76	7.95
4	MISANS Elvijs 7.48	7.77	7.92
5	BAYER Sebastian 7.76	7.91	7.75
6	STRZALKOWSKI A 7.87	7.83	7.57
7	OJIAKU Kevin 7.35	7.56	7.48
8	VITONIS Tomas x	3.35	7.56
9	KASYANOV Oleksiy 7.50	x	7.55
10	SARGSYAN Arsen x	7.44	7.38
11	KASK Rain 7.40	x	x
12	OTTERLING Andreas 7.39	x	x
13	TREMIGLIOZZI S 7.26	x	x

Long Jump Men
Qualification Group B
2 MAR 2013 / 12:30

Rank	Name	Nat	born	Order	Result		
1	REIF Christian	GER	84	3	8.15	Q	PB
2	TORNÉUS Michel	SWE	86	6	8.07	Q	
3	TOMLINSON Chris	GBR	81	7	7.98	q	SB
4	EVILÄ Tommi	FIN	80	11	7.95	q	SB
5	TSÁKONAS Yeóryios	GRE	88	8	7.79		
6	CATANIA Emanuele	ITA	88	5	7.78		
7	DOBREV Daniel	BUL	92	12	7.70		
8	OKUTU Jean Marie	ESP	88	9	7.65		
9	JENSEN Morten	DEN	82	4	7.64		
10	SZABÓ Márk	HUN	93	1	7.62		
11	AUCYNA Darius	LTU	89	10	7.38		
12	TOBOC Valentin	ROU	92	2	7.33		

	1	2	3
1	REIF Christian x	8.15	
2	TORNÉUS Michel 8.07		
3	TOMLINSON Chris 7.73	7.80	7.98
4	EVILÄ Tommi 7.75	7.95	-
5	TSÁKONAS Yeóryios 7.58	7.72	7.79
6	CATANIA Emanuele x	7.78	7.77
7	DOBREV Daniel x	x	7.70
8	OKUTU Jean Marie 7.27	x	7.65
9	JENSEN Morten x	7.64	x
10	SZABÓ Márk 7.62	7.39	7.26
11	AUCYNA Darius 7.38	7.30	x
12	TOBOC Valentin 7.20	7.33	x

Qualified: qualifying perf. 8.05 (Q) or 8 best performers (q) advance to the Final

 INTERNET Service: www.european-athletics.org

 Timing, Measurement & Data Service by  **OMEGA**

printed at SAT 2 MAR 2013 20:13

Page 11 of 20

Results

Heptathlon Men
Long Jump Men - Group
2 MAR 2013 / 13:45

Rank	Name	Nat	born	Order	Result	Points
1	JÖEVÄLI Kaarel	EST	90	1	7.67	977
2	SINTNICOLAAS Eelco	NED	87	9	7.61	962
3	DUDAŠ Mihail	SRB	89	3	7.55	947
4	MAYER Kevin	FRA	92	14	7.54	945
5	ROSENQUIST Fabian	SWE	91	15	7.53	942
6	HELCELET Adam	CZE	91	7	7.49	932
7	DISTELBERGER Dominik	AUT	90	8	7.48	930
8	SHKURENEV Ilya	RUS	91	10	7.36	900
9	LELIÈVRE Jérémy	FRA	91	11	7.25	874
10	RIETVELD Pelle	NED	85	6	7.22	866
11	LUKYANENKO Artem	RUS	90	12	7.20	862
12	MARTO Tiago	POR	86	13	7.17	854
13	OLSON Petter	SWE	91	2	6.93	797
14	PAHAPILL Mikko	EST	83	5	6.92	795
15	SZABÓ Attila	HUN	84	4	6.89	788

	1	2	3	
1	JÖEVÄLI Kaarel	7.01	7.36	7.67
2	SINTNICOLAAS Eelco	7.50	7.61	x
3	DUDAŠ Mihail	7.37	7.55	7.32
4	MAYER Kevin	7.31	7.36	7.54
5	ROSENQUIST Fabian	7.37	7.53	7.45
6	HELCELET Adam	7.10	7.24	7.49
7	DISTELBERGER D	7.44	7.35	7.48
8	SHKURENEV Ilya	7.04	7.36	7.33
9	LELIÈVRE Jérémy	7.04	7.25	7.13
10	RIETVELD Pelle	7.09	7.22	7.09
11	LUKYANENKO Artem	7.06	7.19	7.20
12	MARTO Tiago	7.12	7.03	7.17
13	OLSON Petter	6.88	x	6.93
14	PAHAPILL Mikko	6.92	x	x
15	SZABÓ Attila	6.85	6.75	6.89

Triple Jump Men
Final
2 MAR 2013 / 17:25

Rank	Name	Nat	born	Order	Result	
1	GRECO Daniele	ITA	89	7	17.70	WL
2	SAMITOV Ruslan	RUS	91	1	17.30	PB
3	FYODOROV Aleksey	RUS	91	3	17.12	PB
4	KUZNYETSOV Viktor	UKR	86	5	17.02	PB
5	CORREA Harold	FRA	88	8	16.92	
6	TAILLEPIERRE Karl	FRA	76	2	16.72	
7	ATANASOV Zlatozar	BUL	89	6	16.57	
8	FLORANT Fabian	NED	83	4	16.55	

	1	2	3	4	5	6	
1	GRECO Daniele	17.00	x	17.15	17.70	-	x
2	SAMITOV Ruslan	16.51	x	16.97	x	17.30	17.03
3	FYODOROV Aleksey	x	16.93	17.12	16.78	16.83	16.72
4	KUZNYETSOV Viktor	16.64	16.87	x	16.53	17.02	16.58
5	CORREA Harold	16.64	16.78	16.92	x	16.40	16.56
6	TAILLEPIERRE Karl	x	16.60	x	16.16	16.43	16.72
7	ATANASOV Zlatozar	16.08	x	16.57	16.48	x	16.11
8	FLORANT Fabian	16.55	16.52	16.44	x	x	15.70

 INTERNET Service: www.european-athletics.org

 Timing, Measurement & Data Service by  **OMEGA**

printed at SAT 2 MAR 2013 20:13

Page 12 of 20

Results

Heptathlon Men
Shot Put Men - Group
2 MAR 2013 / 16:05


Rank	Name	Nat	born	Order	Result	Points
1	MAYER Kevin	FRA	92	10	15.16	800
2	PAHAPILL Mikk	EST	83	14	15.05	793
3	LELIÈVRE Jérémy	FRA	91	7	14.95	787
4	LUKYANENKO Artem	RUS	90	13	14.81	778
5	HELCELET Adam	CZE	91	6	14.48	758
6	MARTO Tiago	POR	86	8	14.21	741
7	DUDAŠ Mihail	SRB	89	1	14.12	736
8	SINTNICOLAAS Eelco	NED	87	9	14.11	735
9	JÕEVÄLI Kaarel	EST	90	12	13.91	723
10	RIETVELD Pelle	NED	85	11	13.79	715
11	SHKURENEV Ilya	RUS	91	4	13.54	700
12	OLSON Petter	SWE	91	15	13.37	690
13	ROSENQUIST Fabian	SWE	91	2	13.24	682
14	DISTELBERGER Dominik	AUT	90	3	12.88	660
	SZABÓ Attila	HUN	84	5	DNS	

		1	2	3
1	MAYER Kevin	14.70	15.16	-
2	PAHAPILL Mikk	14.33	14.54	15.05
3	LELIÈVRE Jérémy	14.91	x	14.95
4	LUKYANENKO Artem	14.18	14.81	x
5	HELCELET Adam	x	14.48	x
6	MARTO Tiago	13.33	13.46	14.21
7	DUDAŠ Mihail	14.02	13.91	14.12
8	SINTNICOLAAS Eelco	13.75	x	14.11
9	JÕEVÄLI Kaarel	13.91	13.64	x
10	RIETVELD Pelle	x	x	13.79
11	SHKURENEV Ilya	13.16	13.16	13.54
12	OLSON Petter	12.66	13.37	13.21
13	ROSENQUIST Fabian	13.24	12.87	12.97
14	DISTELBERGER D	12.04	12.88	12.76
	SZABÓ Attila			

Heptathlon Men
Final
2 MAR 2013

Rank	Name	Nat	born	Order	total
1	DUDAŠ Mihail	SRB	89	8	3476
2	SINTNICOLAAS Eelco	NED	87	4	3444
3	MAYER Kevin	FRA	92	14	3442
4	JÕEVÄLI Kaarel	EST	90	15	3374
5	HELCELET Adam	CZE	91	1	3370
6	ROSENQUIST Fabian	SWE	91	5	3328
7	LUKYANENKO Artem	RUS	90	13	3325
8	SHKURENEV Ilya	RUS	91	11	3315
9	LELIÈVRE Jérémy	FRA	91	7	3288
10	DISTELBERGER Dominik	AUT	90	9	3237
11	PAHAPILL Mikk	EST	83	10	3208
12	OLSON Petter	SWE	91	6	3198
13	RIETVELD Pelle	NED	85	3	3195
14	MARTO Tiago	POR	86	2	3160
	SZABÓ Attila	HUN	84	12	DNF

 INTERNET Service: www.european-athletics.org

 Timing, Measurement & Data Service by  **OMEGA**

printed at SAT 2 MAR 2013 20:13

Page 13 of 20

Results

60m Women
Round 1
2 MAR 2013 / 13:35

Rank	Name	Nat	born	Lane	Result		
1	NAIMOVA Tezdhan	BUL	87	1	7.12	Q	=EL
1	RYEMYEN Mariya	UKR	87	3	7.12	Q	=EL
1	SAILER Verena	GER	85	5	7.12	Q	=EL
4	OKPARAEBO Ezinne	NOR	88	2	7.13	Q	NR
5	SCHIPPERS Dafne	NED	92	7	7.15	Q	PB
6	LALOVA Ivet	BUL	84	6	7.16	Q	SB
6	SOMARÉ Myriam	FRA	86	6	7.16	Q	PB
8	PHILIP Asha	GBR	90	8	7.19	Q	
9	CECHOVÁ Katerina	CZE	88	4	7.25	Q	
9	LATVALA Hanna-Maari	FIN	87	1	7.25	Q	PB
11	ALLOH Audrey	ITA	87	3	7.30	q	PB
11	POHREBNYAK Nataliya	UKR	88	5	7.30	Q	PB
13	FOSTER Amy	IRL	88	1	7.33	q	=PB
14	SAMUEL Jamile	NED	92	5	7.34	Q	
15	KATSURA Yuliya	RUS	83	2	7.36	q	
16	PROCHÁZKOVÁ Barbora	CZE	91	4	7.40	q	
17	AKINYEMI Folake	NOR	90	8	7.41		SB
17	DRAISCI Ilenia	ITA	89	6	7.41		
17	HOOPER Gloria	ITA	92	2	7.41		
17	LOFAMAKANDA-PINTO Tatjana	GER	92	8	7.41		
21	KAMBUNDJI Mujinga	SUI	92	7	7.42		
22	PAPAIOANNOU Ramona	CYP	89	3	7.48		
23	GÜRCAN DEMIRTAS AkseI	TUR	73	4	7.66		
24	CAMILLERI Rebecca	MLT	85	7	7.74		SB


60m Women
Heat 1/3
2 MAR 2013 / 13:35

Rank	Name	Nat	born	Lane	Reaction time	Result	
1	SAILER Verena	GER	85	5	0.125	7.12	Q =EL
2	SCHIPPERS Dafne	NED	92	7	0.161	7.15	Q PB
3	LALOVA Ivet	BUL	84	6	0.145	7.16	Q SB
4	LATVALA Hanna-Maari	FIN	87	1	0.152	7.25	Q PB
5	ALLOH Audrey	ITA	87	3	0.147	7.30	q PB
6	KATSURA Yuliya	RUS	83	2	0.154	7.36	q
7	AKINYEMI Folake	NOR	90	8	0.161	7.41	SB
8	GÜRCAN DEMIRTAS AkseI	TUR	73	4	0.144	7.66	

60m Women
Heat 2/3
2 MAR 2013 / 13:42

Rank	Name	Nat	born	Lane	Reaction time	Result	
1	OKPARAEBO Ezinne	NOR	88	2	0.146	7.13	Q NR
2	PHILIP Asha	GBR	90	8	0.149	7.19	Q
3	CECHOVÁ Katerina	CZE	88	4	0.149	7.25	Q
4	POHREBNYAK Nataliya	UKR	88	5	0.148	7.30	Q PB
5	FOSTER Amy	IRL	88	1	0.146	7.33	q =PB
6	DRAISCI Ilenia	ITA	89	6	0.148	7.41	
7	PAPAIOANNOU Ramona	CYP	89	3	0.145	7.48	
8	CAMILLERI Rebecca	MLT	85	7	0.183	7.74	SB

 INTERNET Service: www.european-athletics.org

 Timing, Measurement & Data Service by  **OMEGA**

printed at SAT 2 MAR 2013 20:13

Page 14 of 20

Results

60m Women
Heat 3/3
2 MAR 2013 / 13:49

Rank	Name	Nat	born	Lane	Reaction time	Result
1	NAIMOVA Tezdhan	BUL	87	1	0.157	7.12 Q =EL
2	RYEMYEN Mariya	UKR	87	3	0.160	7.12 Q =EL
3	SOMARÉ Myriam	FRA	86	6	0.155	7.16 Q PB
4	SAMUEL Jamile	NED	92	5	0.180	7.34 Q
5	PROCHÁZKOVÁ Barbora	CZE	91	4	0.168	7.40 q
6	HOOPER Gloria	ITA	92	2	0.202	7.41
7	LOFAMAKANDA-PINTO Tatjana	GER	92	8	0.175	7.41
8	KAMBUNDJI Mujinga	SUI	92	7	0.150	7.42

Qualified: First 4 in each heat (Q) and 4 best performers (q) advance to the Semifinals

400m Women
Semifinal
2 MAR 2013 / 16:35

Rank	Name	Nat	born	Lane	Result
1	SHAKES-DRAYTON Perri	GBR	88	6	51.03 Q EL
2	HEJNOVÁ Zuzana	CZE	86	5	51.27 Q PB
3	ROSOLOVÁ Denisa	CZE	86	4	52.12 Q SB
4	CHILD Eilidh	GBR	87	5	52.29 Q
5	HJELMER Moa	SWE	90	3	52.38 Q SB
6	KLOSTER Line	NOR	90	1	52.78 NR
7	RÄSÄNEN Eila	FIN	94	2	52.84
8	COX Shana	GBR	85	1	52.86 Q SB
9	GHAFOOR Madiea	NED	92	2	53.12
10	GAYOT Marie	FRA	89	3	53.38
	USTALOVA Kseniya	RUS	88	4	DNF
	MOROSANU Angela	ROU	61	6	DQ R 163.2

400m Women
Semifinal 1/2
2 MAR 2013 / 16:35

Rank	Name	Nat	born	Lane	Reaction time	Result
1	CHILD Eilidh	GBR	87	5	0.203	52.29 Q
2	HJELMER Moa	SWE	90	3	0.225	52.38 Q SB
3	COX Shana	GBR	85	1	0.190	52.86 Q SB
4	GHAFOOR Madiea	NED	92	2	0.194	53.12
	USTALOVA Kseniya	RUS	88	4	0.159	DNF
	MOROSANU Angela	ROU	61	6	0.197	DQ R 163.2

Intermediate times: 200m 23.56 HJELMER Moa (SWE)

400m Women
Semifinal 2/2
2 MAR 2013 / 16:42

Rank	Name	Nat	born	Lane	Reaction time	Result
1	SHAKES-DRAYTON Perri	GBR	88	6	0.193	51.03 Q EL
2	HEJNOVÁ Zuzana	CZE	86	5	0.159	51.27 Q PB
3	ROSOLOVÁ Denisa	CZE	86	4	0.175	52.12 Q SB
4	KLOSTER Line	NOR	90	1	0.161	52.78 NR
5	RÄSÄNEN Eila	FIN	94	2	0.174	52.84
6	GAYOT Marie	FRA	89	3	0.165	53.38

Intermediate times: 200m 23.99 SHAKES-DRAYTON Perri (GBR)

Qualified: First 3 in each heat (Q) advance to the Final

 INTERNET Service: www.european-athletics.org

 Timing, Measurement & Data Service by 

printed at SAT 2 MAR 2013 20:13

Page 15 of 20

Results

800m Women

Semifinal

2 MAR 2013 / 17:30

Rank	Name	Nat	born	Lane	Result		
1	MEADOWS Jennifer	GBR	81	3	2:01.02	Q	SB
2	ARZAMASOVA Marina	BLR	87	5	2:01.22	Q	SB
3	LYAKHOVAYA Olha	UKR	92	6	2:01.32	Q	PB
4	BÜCHEL Selina	SUI	91	4	2:01.64		PB
5	GALLIGAN Rose-Anne	IRL	87	1	2:02.84		PB
6	KOTULSKAYA Yelena	RUS	88	5	2:03.05	Q	
7	LUPU Nataliya	UKR	87	4	2:03.26	Q	
8	EVERARD Ciara	IRL	90	6	2:03.40	Q	
9	MASNÁ Lenka	CZE	85	3	2:03.40		
10	KOLAROVA Teodora	BUL	81	2	2:03.65		SB
11	HINRIKSDÓTTIR Anita	ISL	96	1	2:04.72		
12	HABOVSTIAKOVÁ Paula	SVK	88	2	2:06.37		

800m Women

Semifinal 1/2

2 MAR 2013 / 17:30

Rank	Name	Nat	born	Lane	Result		
1	MEADOWS Jennifer	GBR	81	3	2:01.02	Q	SB
2	ARZAMASOVA Marina	BLR	87	5	2:01.22	Q	SB
3	LYAKHOVAYA Olha	UKR	92	6	2:01.32	Q	PB
4	BÜCHEL Selina	SUI	91	4	2:01.64		PB
5	GALLIGAN Rose-Anne	IRL	87	1	2:02.84		PB
6	KOLAROVA Teodora	BUL	81	2	2:03.65		SB

Intermediate times: 200m 28.54 MEADOWS Jennifer (GBR)
 400m 58.65 MEADOWS Jennifer (GBR)
 600m 1:29.43 MEADOWS Jennifer (GBR)

800m Women

Semifinal 2/2

2 MAR 2013 / 17:38

Rank	Name	Nat	born	Lane	Result		
1	KOTULSKAYA Yelena	RUS	88	5	2:03.05	Q	
2	LUPU Nataliya	UKR	87	4	2:03.26	Q	
3	EVERARD Ciara	IRL	90	6	2:03.40	Q	
4	MASNÁ Lenka	CZE	85	3	2:03.40		
5	HINRIKSDÓTTIR Anita	ISL	96	1	2:04.72		
6	HABOVSTIAKOVÁ Paula	SVK	88	2	2:06.37		

Intermediate times: 200m 30.14 HINRIKSDÓTTIR Anita (ISL)
 400m 1:01.78 HINRIKSDÓTTIR Anita (ISL)
 600m 1:32.99 KOTULSKAYA Yelena (RUS)

Qualified: First 3 in each heat (Q) advance to the Final

Results

1500m Women
Final **2 MAR 2013 / 18:05**

Rank	Name	Nat	born	Order	Result
1	AREGAWI Abeba	SWE	90	8	4:04.47
2	MACÍAS Isabel	ESP	84	6	4:14.19
3	BRONIATOWSKA Katarzyna	POL	90	3	4:14.30
4	KAREIVA Natallia	BLR	85	7	4:15.15
5	PODOSENOVA Svetlana	RUS	88	2	4:16.32
6	SOBOLEVA Yelena	RUS	82	4	4:16.50
7	VIOLA Giulia	ITA	91	9	4:16.83
8	MUIR Laura	GBR	93	1	4:18.39
	RODRÍGUEZ Natalia	ESP	79	5	DNS

Intermediate times: 400m 1:08.01 AREGAWI Abeba (SWE)
 800m 2:13.17 AREGAWI Abeba (SWE)
 1200m 3:17.97 AREGAWI Abeba (SWE)

3000m Women
Round 1 **2 MAR 2013 / 12:25**

Rank	Name	Nat	born	Order	Result
1	MOREIRA Sara	POR	85	9	9:01.00 Q
2	ARISTARKHOVA Natalya	RUS	89	3	9:02.61 Q
3	HOWARTH Lauren	GBR	90	2	9:03.30 Q
4	BRITTON Fionnuala	IRL	84	8	9:03.30 Q
5	HARRER Corinna	GER	91	6	9:03.41 Q
6	BELETE Almensch	BEL	89	5	9:04.41 Q
7	KOROBKINA Yelena	RUS	90	5	9:04.89 Q
8	JELIZAROVA Polina	LAT	89	7	9:05.96 q
9	BARDELLE Christine	FRA	74	1	9:06.50 Q
10	BÂRCA Roxana	ROU	88	6	9:09.09 q
11	BOBOCEL Ancuta	ROU	87	7	9:09.22 q
12	KARAKAYA Dudu	TUR	85	3	9:09.70 q
13	WEISSTEINER Silvia	ITA	79	8	9:12.73
14	GONZÁLEZ Paula	ESP	85	1	9:17.76
15	FOUGBERG Charlotta	SWE	85	4	9:21.15
16	URBINA Teresa	ESP	85	4	9:23.65
17	MACHADO Ercília	POR	86	9	9:35.97
	ABDULLAYEVA Layes	AZE	91	2	DNF

3000m Women
Heat 1/2 **2 MAR 2013 / 12:25**

Rank	Name	Nat	born	Order	Result
1	MOREIRA Sara	POR	85	9	9:01.00 Q
2	HOWARTH Lauren	GBR	90	2	9:03.30 Q
3	BRITTON Fionnuala	IRL	84	8	9:03.30 Q
4	KOROBKINA Yelena	RUS	90	5	9:04.89 Q
5	JELIZAROVA Polina	LAT	89	7	9:05.96 q
6	BÂRCA Roxana	ROU	88	6	9:09.09 q
7	KARAKAYA Dudu	TUR	85	3	9:09.70 q
8	GONZÁLEZ Paula	ESP	85	1	9:17.76
9	FOUGBERG Charlotta	SWE	85	4	9:21.15

Intermediate times: 1000m 3:08.58 FOUGBERG Charlotta (SWE)
 2000m 6:10.07 MOREIRA Sara (POR)

 INTERNET Service: www.european-athletics.org

 Timing, Measurement & Data Service by  **OMEGA**

Results

3000m Women
Heat 2/2
2 MAR 2013 / 12:37

Rank	Name	Nat	born	Order	Result
1	ARISTARKHOVA Natalya	RUS	89	3	9:02.61 Q
2	HARRER Corinna	GER	91	6	9:03.41 Q
3	BELETE Almensch	BEL	89	5	9:04.41 Q
4	BARDELLE Christine	FRA	74	1	9:06.50 Q
5	BOBOCEL Ancuta	ROU	87	7	9:09.22 q
6	WEISSTEINER Silvia	ITA	79	8	9:12.73
7	URBINA Teresa	ESP	85	4	9:23.65
8	MACHADO Ercilia	POR	86	9	9:35.97
	ABDULLAYEVA Laya	AZE	91	2	DNF

Intermediate times: 1000m 3:04.08 WEISSTEINER Silvia (ITA)
 2000m 6:03.22 ARISTARKHOVA Natalya (RUS)

Qualified: First 4 in each heat (Q) and 4 best performers (q) advance to the Final

High Jump Women
Qualification
2 MAR 2013 / 11:55


Rank	Name	Nat	born	Order	Result
1	BEITIA Ruth	ESP	79	12	1.92 q
1	GREEN TREGARO Emma	SWE	84	2	1.92 q
1	VENEVA-MATEEVA Venelina	BUL	74	17	1.92 q
4	HELLEBAUT Tia	BEL	78	4	1.92 q
5	DEMIREVA Mirela	BUL	89	14	1.92 q PB
5	JUNGMARK Ebba	SWE	87	5	1.92 q =SB
7	ILJUŠTŠENKO Anna	EST	85	10	1.92 q
8	TROST Alessia	ITA	93	8	1.92 q
9	MELFORT Mélanie	FRA	82	3	1.92
10	HOLOSHA Olena	UKR	82	1	1.89
11	NORDSTRÖM My	SWE	90	18	1.89
11	ŠIMIC Ana	CRO	90	9	1.89
13	BAHDANOVICH Valeryia	BLR	92	7	1.89 PB
14	HAAS Eleriin	EST	92	6	1.89
15	STANCIU Daniela	ROU	87	15	1.85
16	HERASHCHENKO Iryna	UKR	95	19	1.85
17	STEPANIUK Kamila	POL	86	16	1.85
18	PETRE Esthera	ROU	90	13	1.80
18	TABASHNYK Kateryna	UKR	94	11	1.80

1.80 1.85 1.89 1.92 1.94

1	BEITIA Ruth	-	o	o	o	-
1	GREEN TREGARO Emma	-	o	o	o	-
1	VENEVA-MATEEVA V	o	o	o	o	-
4	HELLEBAUT Tia	-	o	xo	o	-
5	DEMIREVA Mirela	o	o	o	xo	x-
5	JUNGMARK Ebba	o	o	o	xo	x-
7	ILJUŠTŠENKO Anna	o	o	xxo	xo	xx-
8	TROST Alessia	o	o	xo	xxo	xxx
9	MELFORT Mélanie	o	xo	xo	xxo	xxx
10	HOLOSHA Olena	o	o	o	xxx	
11	NORDSTRÖM My	o	xo	o	xxx	
11	ŠIMIC Ana	o	xo	o	xxx	
13	BAHDANOVICH V	o	o	xo	xxx	
14	HAAS Eleriin	xxo	xxo	xo	xxx	
15	STANCIU Daniela	o	o	xxx		
16	HERASHCHENKO Iryna	xo	xo	xxx		
17	STEPANIUK Kamila	o	xxo	xxx		
18	PETRE Esthera	o	-	xxr		
18	TABASHNYK Kateryna	o	xxx			

Qualified: qualifying perf. 1.94 (Q) or 8 best performers (q) advance to the Final

INTERNET Service: www.european-athletics.org

Timing, Measurement & Data Service by  OMEGA

printed at SAT 2 MAR 2013 20:13

Page 18 of 20

Results

Pole Vault Women
Final 2 MAR 2013 / 16:10

Rank	Name	Nat	born	Order	Result	
1	BLEASDALE Holly	GBR	91	5	4.67	
2	ROGOWSKA Anna	POL	81	4	4.67	SB
3	SIDOROVA Anzhelika	RUS	91	1	4.62	PB
4	SVOBODOVÁ Jirina	CZE	86	2	4.62	
5	SAVCHENKO Anastasiya	RUS	89	7	4.37	
5	ZHUK-KRASNOVA Angelina	RUS	91	3	4.37	
7	GADSCHIEW Kristina	GER	84	8	4.37	
8	BAUER Katharina	GER	90	6	4.22	

		4.22	4.37	4.52	4.62	4.67	4.72	4.72	4.67
1	BLEASDALE Holly	-	o	o	x-	xo	xxx	x	o
2	ROGOWSKA Anna	-	o	xo	o	xo	xxx	x	x
3	SIDOROVA Anzhelika	o	o	o	o	xxx			
4	SVOBODOVÁ Jirina	-	o	xo	o	xxx			
5	SAVCHENKO A	-	xo	xxx					
5	ZHUK-KRASNOVA A	o	xo	xxx					
7	GADSCHIEW Kristina	-	xxo	xxx					
8	BAUER Katharina	o	xxx						

Long Jump Women
Final 2 MAR 2013 / 16:00

Rank	Name	Nat	born	Order	Result	
1	KLISHINA Darya	RUS	91	5	7.01	WL
2	LESUEUR Éloyse	FRA	88	4	6.90	NR
3	JARDER Erica	SWE	86	1	6.71	PB
4	PROCTOR Shara	GBR	88	7	6.69	
5	ŠPANOVIC Ivana	SRB	90	6	6.68	
6	KUCHERENKO Olga	RUS	85	8	6.62	
7	DEIAC Cornelia	ROU	88	2	6.52	
8	MOKHNYUK Anastasiya	UKR	91	3	6.46	

		1	2	3	4	5	6
1	KLISHINA Darya	7.01	6.83	x	6.57	6.71	x
2	LESUEUR Éloyse	6.85	x	x	6.87	6.90	x
3	JARDER Erica	x	6.55	x	6.56	x	6.71
4	PROCTOR Shara	6.68	6.54	x	6.69	6.60	x
5	ŠPANOVIC Ivana	x	6.48	6.62	6.38	6.44	6.68
6	KUCHERENKO Olga	6.31	6.59	6.62	x	6.44	x
7	DEIAC Cornelia	6.35	6.48	6.52	6.38	6.48	6.48
8	MOKHNYUK A	x	x	x	6.19	6.43	6.46

 INTERNET Service: www.european-athletics.org

 Timing, Measurement & Data Service by  **OMEGA**

printed at SAT 2 MAR 2013 20:13

Page 19 of 20

Results

Shot Put Women
Qualification
2 MAR 2013 / 13:00

Rank	Name	Nat	born	Order	Result	
1	SCHWANITZ Christina	GER	85	16	18.77	Q
2	KOPETS Alena	BLR	88	8	18.24	Q
3	TARASOVA Irina	RUS	87	7	18.23	Q
4	KOLODKO Yevgeniya	RUS	90	12	18.05	Q
5	ROSA Chiara	ITA	83	11	17.87	q
6	TERLECKI Josephine	GER	86	1	17.81	q
7	HELTNE Anca	ROU	78	2	17.75	q
8	RUIZ Úrsula	ESP	83	15	17.46	q
9	ENGMAN Helena	SWE	76	3	17.34	SB
10	MAVRODIEVA Radoslava	BUL	87	6	17.32	SB
11	CRAFT Shanice	GER	93	10	17.30	
12	MÁRTON Anita	HUN	89	14	17.22	
13	OBLESHCHUK Halyna	UKR	89	13	16.81	
14	KEVKHISHVILI Mariam	GEO	85	5	16.66	SB
15	ANDERSSON Catarina	SWE	77	9	16.38	
16	NICOLETTI Juliaika	ITA	88	4	16.28	

	1	2	3
1	SCHWANITZ C	18.77	
2	KOPETS Alena	17.92	18.24
3	TARASOVA Irina	17.32	18.23
4	KOLODKO Yevgeniya	18.05	
5	ROSA Chiara	17.37	17.34
6	TERLECKI Josephine	17.66	x
7	HELTNE Anca	17.09	17.56
8	RUIZ Úrsula	x	17.18
9	ENGMAN Helena	17.34	16.93
10	MAVRODIEVA R	17.32	17.23
11	CRAFT Shanice	15.73	17.30
12	MÁRTON Anita	16.99	16.76
13	OBLESHCHUK Halyna	16.03	16.81
14	KEVKHISHVILI M	16.66	x
15	ANDERSSON Catarina	x	16.38
16	NICOLETTI Juliaika	16.28	x

Qualified: qualifying perf. 18.00 (Q) or 8 best performers (q) advance to the Final

Results

400m Men
Final **3 MAR 2013 / 12:00**

Rank	Name	Nat	Date of Birth	Lane	Reaction time	Result	
1	MASLÁK Pavel	CZE	21 FEB 1991	5	0.177	45.66	NR,EL
2	LEVINE Nigel	GBR	30 APR 1989	3	0.165	46.21	SB
3	TRENIKHIN Pavel	RUS	24 MAR 1986	6	0.204	46.70	
4	BURAKOV Volodymyr	UKR	6 MAY 1985	2	0.214	46.79	
5	BINGHAM Michael	GBR	13 APR 1986	1	0.152	46.81	
6	STRACHAN Richard	GBR	18 NOV 1986	4	0.164	47.02	

Intermediate times: 200m 21.33 MASLÁK Pavel (CZE)

800m Men
Final **3 MAR 2013 / 11:30**

Rank	Name	Nat	Date of Birth	Lane	Result	
1	KSZCZOT Adam	POL	2 SEP 1989	5	1:48.69	
2	LÓPEZ Kevin	ESP	12 JUN 1990	4	1:49.31	
3	MOHAMMED Mukhtar	GBR	1 DEC 1990	6	1:49.60	
4	ANANENKA Anis	BLR	29 NOV 1985	2	1:49.61	
5	BYBYK Taras	UKR	27 MAR 1992	1	1:50.38	
6	MARCO Luís Alberto	ESP	20 AUG 1986	3	1:51.69	

 Intermediate times: 200m 26.26 LÓPEZ Kevin (ESP)
 400m 56.41 LÓPEZ Kevin (ESP)
 600m 1:23.25 KSZCZOT Adam (POL)

Heptathlon Men
1000m Men **3 MAR 2013 / 17:45**

Rank	Name	Nat	Date of Birth	Lane	Result	Points
1	LELIÉVRE Jérémy	FRA	8 FEB 1991	2	2:36.83	909
2	MAYER Kevin	FRA	10 FEB 1992	12	2:37.30	904 PB
3	ROSENQUIST Fabian	SWE	1 APR 1991	9	2:38.14	894 PB
4	SINTNICOLAAS Eelco	NED	7 APR 1987	4	2:38.73	888 SB
5	DUDAŠ Mihail	SRB	15 NOV 1989	7	2:39.04	884 PB
6	RIETVELD Pelle	NED	4 FEB 1985	10	2:40.98	863 PB
7	HELCELET Adam	CZE	27 OCT 1991	3	2:42.26	848 PB
8	LUKYANENKO Artem	RUS	30 JAN 1990	8	2:45.79	810
9	SHKURENEV Ilya	RUS	11 JAN 1991	1	2:46.36	804
10	OLSON Petter	SWE	14 FEB 1991	13	2:48.50	781
11	MARTO Tiago	POR	5 APR 1986	5	2:48.97	776
12	JÖEVÄLI Kaarel	EST	8 JAN 1990	11	2:55.80	706
13	DISTELBERGER Dominik	AUT	16 MAR 1990	6	3:10.74	563

 Intermediate times: 400m 1:03.33 LELIÉVRE Jérémy (FRA)
 800m 2:07.04 LELIÉVRE Jérémy (FRA)

 INTERNET Service: www.european-athletics.org

 Timing, Measurement & Data Service by  OMEGA

printed at SUN 3 MAR 2013 20:19

Page 1 of 8

Results

1500m Men
Final
3 MAR 2013 / 18:00

Rank	Name	Nat	Date of Birth	Order	Result	
1	MEKHISSI-BENABBAD Mahiedine	FRA	15 MAR 1985	8	3:37.17	
2	ÖZBILEN İlham Tanui	TUR	5 MAR 1990	7	3:37.22	SB
3	DENISSEL Simon	FRA	22 MAY 1990	4	3:37.70	PB
4	LEWANDOWSKI Marcin	POL	13 JUN 1987	2	3:39.19	
5	CASADO Arturo	ESP	26 JAN 1983	9	3:39.36	SB
6	GOMES Hélio	POR	27 DEC 1984	3	3:39.46	PB
7	NOWICKI Bartosz	POL	26 FEB 1984	6	3:39.74	
8	BUSTOS David	ESP	25 AUG 1990	5	3:40.14	
9	BORYSYUK Oleksandr	UKR	9 DEC 1985	1	3:42.15	

Intermediate times: 400m 57.14 ÖZBILEN İlham Tanui (TUR)
 800m 1:58.13 ÖZBILEN İlham Tanui (TUR)
 1200m 2:56.85 ÖZBILEN İlham Tanui (TUR)


Heptathlon Men
60m Hurdles Men
3 MAR 2013 / 11:00

Rank	Name	Nat	Date of Birth	Lane	Result	Points
1	SINTNICOLAAS Eelco	NED	7 APR 1987	6	7.91	1005
2	RIETVELD Pelle	NED	4 FEB 1985	5	7.93	999
3	LUKYANENKO Artem	RUS	30 JAN 1990	4	7.93	999
4	MAYER Kevin	FRA	10 FEB 1992	6	8.01	979
5	DISTELBERGER Dominik	AUT	16 MAR 1990	3	8.03	974
6	HELCELET Adam	CZE	27 OCT 1991	2	8.06	967
7	OLSON Petter	SWE	14 FEB 1991	5	8.11	954
8	DUDAŠ Mihail	SRB	15 NOV 1989	3	8.13	949
9	JÕEVÄLI Kaarel	EST	8 JAN 1990	4	8.16	942
10	SHKURENEV Ilya	RUS	11 JAN 1991	8	8.22	927
11	MARTO Tiago	POR	5 APR 1986	7	8.23	925
12	LELIÈVRE Jérémy	FRA	8 FEB 1991	2	8.27	915
13	ROSENQUIST Fabian	SWE	1 APR 1991	8	8.30	908
14	PAHAPILL Mik	EST	18 JUL 1983	7	8.51	858

Heptathlon Men
60m Hurdles Men - Heat 1/2
3 MAR 2013 / 11:00

Rank	Name	Nat	Date of Birth	Lane	Reaction time	Result	Points
1	MAYER Kevin	FRA	10 FEB 1992	6	0.160	8.01	979
2	OLSON Petter	SWE	14 FEB 1991	5	0.150	8.11	954
3	DUDAŠ Mihail	SRB	15 NOV 1989	3	0.171	8.13	949
4	JÕEVÄLI Kaarel	EST	8 JAN 1990	4	0.154	8.16	942
5	LELIÈVRE Jérémy	FRA	8 FEB 1991	2	0.185	8.27	915
6	ROSENQUIST Fabian	SWE	1 APR 1991	8	0.138	8.30	908
7	PAHAPILL Mik	EST	18 JUL 1983	7	0.150	F ¹ 8.51	858

 INTERNET Service: www.european-athletics.org

 Timing, Measurement & Data Service by  **OMEGA**

printed at SUN 3 MAR 2013 20:19

Page 2 of 8

Results

Heptathlon Men
60m Hurdles Men - Heat 2/2
3 MAR 2013 / 11:07

Rank	Name	Nat	Date of Birth	Lane	Reaction time	Result	Points
1	SINTNICOLAAS Eelco	NED	7 APR 1987	6	0.163	7.91	1005
2	RIETVELD Pelle	NED	4 FEB 1985	5	0.141	7.93	999
3	LUKYANENKO Artem	RUS	30 JAN 1990	4	0.172	7.93	999
4	DISTELBERGER Dominik	AUT	16 MAR 1990	3	0.166	8.03	974
5	HELCELET Adam	CZE	27 OCT 1991	2	0.160	8.06	967
6	SHKURENEV Ilya	RUS	11 JAN 1991	8	0.172	8.22	927
7	MARTO Tiago	POR	5 APR 1986	7	0.168	8.23	925

Heptathlon Men
Pole Vault Men
3 MAR 2013 / 11:58


Rank	Name	Nat	Date of Birth	Order	Result	Points
1	SINTNICOLAAS Eelco	NED	7 APR 1987	1	5.40	1035
2	MAYER Kevin	FRA	10 FEB 1992	11	5.20	972
3	SHKURENEV Ilya	RUS	11 JAN 1991	4	5.20	972
4	HELCELET Adam	CZE	27 OCT 1991	10	5.00	910
5	RIETVELD Pelle	NED	4 FEB 1985	5	4.80	849
6	DISTELBERGER Dominik	AUT	16 MAR 1990	14	4.80	849
7	ROSENQUIST Fabian	SWE	1 APR 1991	2	4.80	849
8	LUKYANENKO Artem	RUS	30 JAN 1990	12	4.70	819
9	JÖEVÄLI Kaarel	EST	8 JAN 1990	13	4.70	819
10	MARTO Tiago	POR	5 APR 1986	3	4.70	819
11	DUDAŠ Mihail	SRB	15 NOV 1989	7	4.60	790
	LELIÈVRE Jérémy	FRA	8 FEB 1991	8	NM	0
	OLSON Petter	SWE	14 FEB 1991	6	NM	0
	PAHAPILL Mikk	EST	18 JUL 1983	9	DNS	

		3.80	3.90	4.00	4.10	4.20	4.30	4.40	4.50	4.60	4.70	4.80	4.90	5.00	5.10	5.20	5.30	5.40	5.50
1	SINTNICOLAAS Eelco	-	-	-	-	-	-	-	-	-	-	-	-	-	o	-	o	o	xxx
2	MAYER Kevin	-	-	-	-	-	-	-	-	-	xo	-	o	-	o	xo	xxx		
3	SHKURENEV Ilya	-	-	-	-	-	-	-	-	o	-	o	xo	xxo	o	xxo	xxx		
4	HELCELET Adam	-	-	-	-	-	-	o	o	o	xxo	o	o	xxx					
5	RIETVELD Pelle	-	-	-	-	-	-	-	-	o	-	o	xxx						
6	DISTELBERGER D	-	-	-	-	-	-	o	-	-	-	xo	xxx						
7	ROSENQUIST Fabian	-	-	-	o	-	o	xo	xo	o	o	xo	xxx						
8	LUKYANENKO Artem	-	-	-	-	-	-	-	-	o	o	xxx							
9	JÖEVÄLI Kaarel	-	-	-	-	-	o	xo	o	xo	o	xxx							
10	MARTO Tiago	-	-	o	-	o	-	o	xo	o	xo	xxx							
11	DUDAŠ Mihail	-	-	-	-	-	-	o	-	o	xxx								
	LELIÈVRE Jérémy	-	-	-	-	xxx													
	OLSON Petter	xr																	
	PAHAPILL Mikk	-																	

Pole Vault Men
Final
3 MAR 2013 / 16:33

Rank	Name	Nat	Date of Birth	Order	Result	
1	LAVILLENIE Renaud	FRA	18 SEP 1986	2	6.01	WL
2	OTTO Björn	GER	16 OCT 1977	7	5.76	
3	MOHR Malte	GER	24 JUL 1986	3	5.76	
4	FILIPPIDIS Konstadinos	GRE	26 NOV 1986	1	5.76	
5	KUDLICKA Jan	CZE	29 APR 1988	8	5.71	
6	LEWIS Steven	GBR	20 MAY 1986	6	5.71	SB
6	SOBERA Robert	POL	19 JAN 1991	4	5.71	PB
8	HOLZDEPPE Raphael	GER	28 SEP 1989	5	5.61	

 INTERNET Service: www.european-athletics.org

 Timing, Measurement & Data Service by  **OMEGA**

printed at SUN 3 MAR 2013 20:19

Page 3 of 8

Results

Final (cont.)

Final		5.41	5.51	5.61	5.71	5.76	5.81	5.86	5.91	5.96	6.01	6.07
1	LAVILLENIE Renaud	-	-	o	-	o	-	o	o	o	o	xxx
2	OTTO Björn	-	-	o	-	o	-	x-	-	x-	x	
3	MOHR Malte	-	-	xxo	-	xo	xxx					
4	FILIPPIDIS K	-	-	o	-	xxo	xxx					
5	KUDLICKA Jan	xo	-	o	o	-	xxx					
6	LEWIS Steven	-	o	-	xxo	-	xxx					
6	SOBERA Robert	o	o	o	xxo	xx-	x					
8	HOLZDEPPE Raphael	-	-	xxo	-	xxx						

Long Jump Men
Final 3 MAR 2013 / 17:00

Rank	Name	Nat	Date of Birth	Order	Result	
1	MENKOV Aleksandr	RUS	7 DEC 1990	4	8.31	WL
2	TORNÉUS Michel	SWE	26 MAY 1986	1	8.29	NR
3	REIF Christian	GER	24 OCT 1984	7	8.07	
4	HAAPALA Eero	FIN	10 JUL 1989	8	8.05	
5	TSÁTOUMAS Louís	GRE	12 FEB 1982	5	8.00	
6	EVILÁ Tommi	FIN	6 APR 1980	6	7.96	SB
7	TOMLINSON Chris	GBR	15 SEP 1981	3	7.95	
8	MISANS Elvijs	LAT	4 AUG 1989	2	7.68	

		1	2	3	4	5	6
1	MENKOV Aleksandr	8.28	x	x	8.31	x	x
2	TORNÉUS Michel	8.27	8.10	x	7.95	7.12	8.29
3	REIF Christian	8.01	x	7.87	8.07	x	8.03
4	HAAPALA Eero	x	7.87	8.05	7.87	7.84	x
5	TSÁTOUMAS Louís	7.88	8.00	x	7.94	x	x
6	EVILÁ Tommi	7.96	-	7.79	x	-	7.90
7	TOMLINSON Chris	7.93	7.95	7.64	7.94	7.91	7.88
8	MISANS Elvijs	7.61	7.68	7.63	2.79	x	7.30

Heptathlon Men
Final 3 MAR 2013

Rank	Name	Nat	Date of Birth	Order	total	
1	SINTNICOLAAS Eelco	NED	7 APR 1987	4	6372	WL,NR
2	MAYER Kevin	FRA	10 FEB 1992	14	6297	PB
3	DUDAŠ Mihail	SRB	15 NOV 1989	8	6099	NR
4	HELCELET Adam	CZE	27 OCT 1991	1	6095	PB
5	SHKURENEV Ilya	RUS	11 JAN 1991	11	6018	PB
6	ROSENQUIST Fabian	SWE	1 APR 1991	5	5979	PB
7	LUKYANENKO Artem	RUS	30 JAN 1990	13	5953	
8	RIETVELD Pelle	NED	4 FEB 1985	3	5906	PB
9	JÖEVÁLI Kaarel	EST	8 JAN 1990	15	5841	
10	MARTO Tiago	POR	5 APR 1986	2	5680	
11	DISTELBERGER Dominik	AUT	16 MAR 1990	9	5623	
12	LELIÈVRE Jérémy	FRA	8 FEB 1991	7	5112	
13	OLSON Petter	SWE	14 FEB 1991	6	4933	
	PAHAPILL Mikk	EST	18 JUL 1983	10	DNF	
	SZABÓ Attila	HUN	16 JUL 1984	12	DNF	

Results

4x400m Relay Men
Final 3 MAR 2013 / 18:45

Rank	Nat	Nation	Lane	Reaction time	Result
1	GBR	Great Britain & NI	5	0.157	3:05.78
1 - BINGHAM Michael (13 APR 1986) 2 - BUCK Richard (14 NOV 1986) 3 - LEVINE Nigel (30 APR 1989) 4 - STRACHAN Richard (18 NOV 1986)					
2	RUS	Russia	6	0.205	3:06.96
1 - TRENKHIN Pavel (24 MAR 1986) 2 - TRAMBOVETSKIY Y (27 JUN 1987) 3 - SVECHKAR K (17 JUL 1984) 4 - KRASNOV Vladimir (19 AUG 1990)					
3	CZE	Czech Republic	1	0.176	3:07.64
1 - NEMECEK Daniel (11 AUG 1991) 2 - PROROK Josef (16 NOV 1987) 3 - LICHY Petr (12 FEB 1990) 4 - MASLÁK Pavel (21 FEB 1991)					
4	BEL	Belgium	4	0.192	3:07.98
1 - GILLET Antoine (22 MAR 1988) 2 - BORLÉE Kevin (22 FEB 1988) 3 - GHISLAIN Arnaud (2 DEC 1988) 4 - RUMMENS Tim (16 DEC 1987)					
5	SWE	Sweden	2	0.149	3:09.42
1 - FRANCOIS Felix (8 NOV 1990) 2 - DE OLIVEIRA Nil (3 SEP 1986) 3 - WISSMAN Johan (2 DEC 1982) 4 - FORSMAN Dennis (1 JAN 1995)					
	POL	Poland	3	0.158	DQ
1 - PIETRZAK Michal (3 APR 1989) 2 - OMELKO Rafal (16 JAN 1989) 3 - DOMAGALA Lukasz (13 JAN 1987) 4 - SOBINSKI Grzegorz (30 DEC 1987)					
					R 163.2


60m Women
Semifinal 3 MAR 2013 / 16:30

Rank	Name	Nat	Date of Birth	Lane	Result
1	SOUMARÉ Myriam	FRA	29 OCT 1986	5	7.07 Q EL
2	RYEMYEN Mariya	UKR	2 AUG 1987	4	7.10 Q PB
3	NAIMOVA Tezdhan	BUL	1 MAY 1987	3	7.11 Q PB
4	LALOVA Ivet	BUL	18 MAY 1984	5	7.14 Q =PB
5	PHILIP Asha	GBR	25 OCT 1990	6	7.17 Q
6	SAILER Verena	GER	16 OCT 1985	6	7.18 Q
7	SCHIPPERS Dafne	NED	15 JUN 1992	3	7.18 Q
8	OKPARAEBO Ezinne	NOR	3 MAR 1988	4	7.19 Q
9	CECHOVÁ Katerina	CZE	21 MAR 1988	8	7.26
9	SAMUEL Jamile	NED	24 APR 1992	7	7.26 PB
11	POHREBNYAK Nataliya	UKR	19 FEB 1988	2	7.31
12	ALLOH Audrey	ITA	21 JUL 1987	2	7.33
13	LATVALA Hanna-Maari	FIN	30 OCT 1987	8	7.34
14	FOSTER Amy	IRL	2 OCT 1988	1	7.37
15	PROCHÁZKOVÁ Barbora	CZE	13 DEC 1991	1	7.42
16	KATSURA Yuliya	RUS	28 MAY 1983	7	7.43

60m Women
Semifinal 1/2 3 MAR 2013 / 16:30

Rank	Name	Nat	Date of Birth	Lane	Reaction time	Result
1	RYEMYEN Mariya	UKR	2 AUG 1987	4	0.155	7.10 Q
2	LALOVA Ivet	BUL	18 MAY 1984	5	0.136	7.14 Q =PB
3	SAILER Verena	GER	16 OCT 1985	6	0.139	7.18 Q
4	SCHIPPERS Dafne	NED	15 JUN 1992	3	0.163	7.18 Q
5	CECHOVÁ Katerina	CZE	21 MAR 1988	8	0.141	7.26
6	ALLOH Audrey	ITA	21 JUL 1987	2	0.162	7.33
7	FOSTER Amy	IRL	2 OCT 1988	1	0.133	7.37
8	KATSURA Yuliya	RUS	28 MAY 1983	7	0.166	7.43

 INTERNET Service: www.european-athletics.org

 Timing, Measurement & Data Service by  OMEGA

printed at SUN 3 MAR 2013 20:19

Page 5 of 8

Results

60m Women
Semifinal 2/2
3 MAR 2013 / 16:37

Rank	Name	Nat	Date of Birth	Lane	Reaction time	Result		
1	SOMARÉ Myriam	FRA	29 OCT 1986	5	0.156	7.07	Q	EL
2	NAIMOVA Tezdhan	BUL	1 MAY 1987	3	0.159	7.11	Q	PB
3	PHILIP Asha	GBR	25 OCT 1990	6	0.145	7.17	Q	
4	OKPARAEDO Ezinne	NOR	3 MAR 1988	4	0.152	7.19	Q	
5	SAMUEL Jamile	NED	24 APR 1992	7	0.150	7.26		PB
6	POHREBNYAK Nataliya	UKR	19 FEB 1988	2	0.162	7.31		
7	LATVALA Hanna-Maari	FIN	30 OCT 1987	8	0.164	7.34		
8	PROCHÁZKOVÁ Barbora	CZE	13 DEC 1991	1	0.170	7.42		

Qualified: First 4 in each heat (Q) advance to the Final

60m Women
Final
3 MAR 2013 / 18:15

Rank	Name	Nat	Date of Birth	Lane	Reaction time	Result		
1	NAIMOVA Tezdhan	BUL	1 MAY 1987	3	0.162	7.10		PB
2	RYEMYEN Mariya	UKR	2 AUG 1987	5	0.144	7.10		=PB
3	SOMARÉ Myriam	FRA	29 OCT 1986	4	0.159	7.11		
4	LALOVA Ivet	BUL	18 MAY 1984	6	0.152	7.12		PB
5	SCHIPPERS Dafne	NED	15 JUN 1992	2	0.150	7.14		PB
6	PHILIP Asha	GBR	25 OCT 1990	7	0.134	7.15		=PB
7	OKPARAEDO Ezinne	NOR	3 MAR 1988	1	0.142	7.16		
8	SAILER Verena	GER	16 OCT 1985	8	0.141	7.16		

400m Women
Final
3 MAR 2013 / 11:15

Rank	Name	Nat	Date of Birth	Lane	Reaction time	Result		
1	SHAKES-DRAYTON Perri	GBR	21 DEC 1988	5	0.173	50.85		WL
2	CHILD Eilidh	GBR	20 FEB 1987	6	0.177	51.45		PB
3	HJELMER Moa	SWE	19 JUN 1990	4	0.192	52.04		NR
4	HEJNOVÁ Zuzana	CZE	19 DEC 1986	3	0.166	52.12		
5	ROSOLOVÁ Denisa	CZE	21 AUG 1986	2	0.156	52.71		
6	COX Shana	GBR	22 JAN 1985	1	0.189	53.15		


Intermediate times: 200m 23.89 SHAKES-DRAYTON Perri (GBR)

800m Women
Final
3 MAR 2013 / 11:45

Rank	Name	Nat	Date of Birth	Lane	Result		
1	LUPU Nataliya	UKR	4 NOV 1987	1	2:00.26		SB
2	KOTULSKAYA Yelena	RUS	8 AUG 1988	5	2:00.98		
3	ARZAMASOVA Marina	BLR	17 DEC 1987	4	2:01.21		SB
4	MEADOWS Jennifer	GBR	17 APR 1981	6	2:01.52		
5	LYAKHOVAYA Olha	UKR	18 MAR 1992	3	2:02.12		
6	EVERARD Ciara	IRL	10 JUL 1990	2	2:02.55		

 Intermediate times: 200m 28.72 MEADOWS Jennifer (GBR)
 400m 59.29 MEADOWS Jennifer (GBR)
 600m 1:30.32 MEADOWS Jennifer (GBR)

 INTERNET Service: www.european-athletics.org

 Timing, Measurement & Data Service by  **OMEGA**

printed at SUN 3 MAR 2013 20:19

Page 6 of 8

Results

3000m Women
Final **3 MAR 2013 / 12:10**

Rank	Name	Nat	Date of Birth	Order	Result
1	MOREIRA Sara	POR	17 OCT 1985	1	8:58.50
2	HARRER Corinna	GER	19 JAN 1991	10	9:00.50
3	BRITTON Fionnuala	IRL	24 SEP 1984	5	9:00.54
4	KOROBKINA Yelena	RUS	25 NOV 1990	12	9:00.59
5	BELETE Almensch	BEL	26 JUL 1989	11	9:03.89
6	HOWARTH Lauren	GBR	21 APR 1990	8	9:04.04
7	BARDELLE Christine	FRA	16 AUG 1974	7	9:08.62
8	JELIZAROVA Polina	LAT	1 MAY 1989	2	9:09.86
9	BÁRCA Roxana	ROU	22 JUN 1988	6	9:10.51
10	KARAKAYA Dudu	TUR	11 NOV 1985	9	9:15.07
11	BOBOCEL Ancuta	ROU	3 OCT 1987	4	9:18.37
12	ARISTARKHOVA Natalya	RUS	31 OCT 1989	3	9:23.28

Intermediate times: 1000m 3:13.85 MOREIRA Sara (POR)
 2000m 6:13.16 MOREIRA Sara (POR)

High Jump Women
Final **3 MAR 2013 / 16:40**

Rank	Name	Nat	Date of Birth	Order	Result
1	BEITIA Ruth	ESP	1 APR 1979	1	1.99
2	JUNGMARK Ebba	SWE	10 MAR 1987	2	1.96
3	GREEN TREGARO Emma	SWE	8 DEC 1984	6	1.96
4	ILJUŠTŠENKO Anna	EST	12 OCT 1985	3	1.92
4	TROST Alessia	ITA	8 MAR 1993	4	1.92
6	VEREVA-MATEEVA Venelina	BUL	13 JUN 1974	7	1.92
7	DEMIREVA Mirela	BUL	28 SEP 1989	5	1.87
8	HELLEBAUT Tia	BEL	16 FEB 1978	8	1.87

	1.82	1.87	1.92	1.96	1.99	2.02
1	BEITIA Ruth	-	o	o	o	xxx
2	JUNGMARK Ebba	o	o	o	xxx	xxx
3	GREEN TREGARO Emma	-	o	o	xo	xxx
4	ILJUŠTŠENKO Anna	o	o	o	xxx	
4	TROST Alessia	o	o	o	xxx	
6	VEREVA-MATEEVA V	o	xo	o	xxx	
7	DEMIREVA Mirela	o	o	xxx		
8	HELLEBAUT Tia	o	xo	xxx		

Triple Jump Women
Final **3 MAR 2013 / 11:05**

Rank	Name	Nat	Date of Birth	Order	Result
1	SALADUHA OIha	UKR	4 JUN 1983	3	14.88
2	GUMENYUK Irina	RUS	6 JAN 1988	4	14.30
3	LA MANTIA Simona	ITA	14 APR 1983	8	14.26
4	MOSINA Veronika	RUS	17 OCT 1990	6	14.21
5	SARRAPIO Patricia	ESP	16 NOV 1982	1	14.07
6	ALDAMA Yamilé	GBR	14 AUG 1972	5	13.95
7	ELBE Jenny	GER	18 APR 1990	7	13.81
8	MAMONA Patricia	POR	21 NOV 1988	2	13.72

 INTERNET Service: www.european-athletics.org

 Timing, Measurement & Data Service by  **OMEGA**

printed at SUN 3 MAR 2013 20:19

Page 7 of 8

Results

Final (cont.)

Final		1	2	3	4	5	6
1	SALADUHA Olha	14.88	x	x	14.68	x	x
2	GUMENYUK Irina	14.25	x	x	14.30	13.74	14.05
3	LA MANTIA Simona	14.24	14.04	14.26	x	x	14.04
4	MOSINA Veronika	14.21	14.08	13.35	13.80	14.01	14.09
5	SARRAPIO Patricia	x	x	14.07	x	x	13.45
6	ALDAMA Yamilé	x	13.91	13.95	x	x	13.95
7	ELBE Jenny	13.64	x	13.66	13.47	13.81	13.54
8	MAMONA Patrícia	13.72	x	x	13.51	13.59	13.57

Shot Put Women
Final 3 MAR 2013 / 11:10

Rank	Name	Nat	Date of Birth	Order	Result	
1	SCHWANITZ Christina	GER	24 DEC 1985	7	19.25	
2	KOLODKO Yevgeniya	RUS	2 JUL 1990	4	19.04	
3	KOPETS Alena	BLR	14 FEB 1988	5	18.85	
4	ROSA Chiara	ITA	28 JAN 1983	8	18.37	SB
5	TARASOVA Irina	RUS	15 APR 1987	2	18.31	SB
6	TERLECKI Josephine	GER	17 FEB 1986	1	18.16	SB
7	HELTNE Anca	ROU	1 JAN 1978	3	17.64	
8	RUIZ Úrsula	ESP	11 AUG 1983	6	17.22	

		1	2	3	4	5	6
1	SCHWANITZ C	x	18.21	18.47	x	18.64	19.25
2	KOLODKO Yevgeniya	x	18.08	18.71	x	19.04	x
3	KOPETS Alena	18.53	18.14	x	18.59	18.85	x
4	ROSA Chiara	18.37	18.10	18.12	x	18.35	x
5	TARASOVA Irina	18.09	17.97	x	x	18.31	17.98
6	TERLECKI Josephine	17.20	17.33	18.04	17.61	18.16	17.68
7	HELTNE Anca	17.64	17.21	17.53	17.51	x	17.45
8	RUIZ Úrsula	16.98	x	16.60	16.62	x	17.22

4x400m Relay Women
Final 3 MAR 2013 / 18:30

Rank	Nat	Nation	Lane	Reaction time	Result	
1	GBR	Great Britain & NI	3	0.171	3:27.56	WL,NR,CR
			1 - CHILD Eilidh (20 FEB 1987)		2 - COX Shana (22 JAN 1985)	
			3 - OHURUOGU Christine (17 MAY 1984)		4 - SHAKES-DRAYTON P (21 DEC 1988)	
2	RUS	Russia	6	0.267	3:28.18	
			1 - TOVARNOVA Olga (11 APR 1985)		2 - VESHKUROVA Tatyana (23 SEP 1981)	
			3 - KOTLYAROVA N (12 JUN 1989)		4 - ZADORINA Kseniya (2 MAR 1987)	
3	CZE	Czech Republic	2	0.179	3:28.49	
			1 - ROSOLOVÁ Denisa (21 AUG 1986)		2 - BARTONICKOVÁ Jitka (22 DEC 1985)	
			3 - MASNÁ Lenka (22 APR 1985)		4 - HEJNOVÁ Zuzana (19 DEC 1986)	
4	FRA	France	4	0.153	3:28.71	
			1 - SOUMARÉ Myriam (29 OCT 1986)		2 - HURTIS Muriel (25 MAR 1979)	
			3 - ANACHARSIS Phara (17 DEC 1983)		4 - GAYOT Marie (18 DEC 1989)	
5	UKR	Ukraine	5	0.279	3:34.61	
			1 - KRASNOSHCHOK Y (6 JAN 1990)		2 - BIBIK Olha (5 FEB 1990)	
			3 - KARANDYUK Kseniya (21 JUN 1986)		4 - ZEMLYAK Olha (16 JAN 1990)	
6	SWE	Sweden	1	0.198	3:36.17	
			1 - MAGNUSSON Josefin (22 SEP 1989)		2 - HJELMER Moa (19 JUN 1990)	
			3 - PERSSON Frida (14 DEC 1989)		4 - MORAITI Elin (18 JUN 1991)	

 INTERNET Service: www.european-athletics.org

 Timing, Measurement & Data Service by 

printed at SUN 3 MAR 2013 20:19

Page 8 of 8