

Results

Hammer Men (6 kg)

Qualification

EUROPEAN JUNIOR RECORD	82.97m CIENFUEGOS Javier	ESP	Madrid (ESP)	17 JUN 2009
CHAMPIONSHIP RECORD	79.54m MARTYNYUK Andriy	UKR	Novi Sad (SRB)	26 JUL 2009

Hammer Men (6 kg)

Qualification Group A 18 JUL 2013 / 10:50

Rank	Name	Nat	Date of Birth	Order	Result	
1	PÁSZTOR Bence	HUN	5 FEB 1995	9	75.61	Q
2	ANASTASÁKIS Mihail	GRE	3 DEC 1994	11	73.88	Q
3	PRONKIN Valeriy	RUS	15 JUN 1994	7	73.17	Q
4	LANG Simon	GER	14 JAN 1994	2	72.01	Q
5	LARSSON Alexander	SWE	10 JUN 1994	8	71.79	Q
6	GONZÁLEZ Pablo	ESP	15 NOV 1994	6	70.36	Q PB
7	JONSSON Hilmar Örn	ISL	6 MAY 1996	1	70.18	Q NJR
8	KOKKONEN Markus	FIN	17 MAY 1995	10	69.37	q
9	PAINTER Michael	GBR	9 OCT 1994	13	67.76	
10	ERIKSSON Anders	SWE	22 MAR 1994	5	65.84	
11	VASILCHANKA Yury	BLR	4 JAN 1994	4	64.50	
12	POLESHKO Artem	UKR	13 FEB 1995	12	61.17	
13	MESTER László	HUN	17 JAN 1994	3	61.17	

	1	2	3
1	PÁSZTOR Bence 75.61		
2	ANASTASÁKIS Mihail 68.35	73.88	
3	PRONKIN Valeriy 60.12	73.17	
4	LANG Simon 69.01	72.01	
5	LARSSON Alexander x	71.79	
6	GONZÁLEZ Pablo 66.13	67.58	70.36
7	JONSSON Hilmar Örn 66.72	66.69	70.18
8	KOKKONEN Markus 66.90	x	69.37
9	PAINTER Michael x	x	67.76
10	ERIKSSON Anders x	61.97	65.84
11	VASILCHANKA Yury 64.50	x	x
12	POLESHKO Artem x	58.24	61.17
13	MESTER László x	x	61.17

Hammer Men (6 kg)


Qualification Group B 18 JUL 2013 / 12:15

Rank	Name	Nat	Date of Birth	Order	Result	
1	BALTACI Özkan	TUR	13 FEB 1994	10	71.36	Q
2	BORTOLATO Marco	ITA	11 FEB 1994	4	68.80	q
3	AUSTNES Jørgen Olsen	NOR	23 APR 1994	12	68.32	q
4	LAHTINEN Walteri	FIN	3 MAR 1995	7	68.30	q
5	NOWICKI Sebastian	POL	26 AUG 1994	6	68.16	
6	REHEDA Serhiy	UKR	6 FEB 1994	11	68.04	
7	HORVÁTH Bálint	HUN	31 MAY 1995	1	67.62	
8	BROWN Callum	GBR	20 JUL 1994	8	66.45	
9	REMES Tommi	FIN	20 JAN 1994	5	65.15	
10	LITZELL Lowe	SWE	9 DEC 1994	3	64.31	
11	ARREAGA Kevin	ESP	23 OCT 1995	2	62.46	
	COMENENTIA Denzel	NED	25 NOV 1995	9	NM	

	1	2	3
1	BALTACI Özkan x	71.36	
2	BORTOLATO Marco 68.80	64.74	x
3	AUSTNES J 68.32	64.43	67.43
4	LAHTINEN Walteri x	67.91	68.30
5	NOWICKI Sebastian 65.51	68.16	x
6	REHEDA Serhiy 68.04	x	67.90
7	HORVÁTH Bálint 65.54	67.62	66.54
8	BROWN Callum 66.45	x	64.36
9	REMES Tommi x	64.38	65.15
10	LITZELL Lowe 60.99	x	64.31
11	ARREAGA Kevin x	x	62.46
	COMENENTIA Denzel x	x	x

Qualified: qualifying perf. 70.00 (Q) or 12 best performers (q) advance to the Final

INTERNET Service: www.european-athletics.org

Timing, Measurement & Data Service by  OMEGA

19 JUL 2013

Final Results


Heptathlon

Final

EUROPEAN JUNIOR RECORD	6542	KLÜFT Carolina	SWE	München (GER)	10 AUG 2002
CHAMPIONSHIP RECORD	6421	THIELE Sibylle	GER	Schwechat (AUT)	28 AUG 1983

Rank	Name	Nat	100H	HJ	SP	200m	LJ	JT	800m	Points	Points Behind Leader
1	THIAM Nafissatou	BEL	13.87 (+1.2) 997 (4)	1.89 1093 (1) 2090 (1)	14.26 811 (2) 2901 (1)	25.15 (-0.6) 3774 (1)	6.37 (+0.1) 4739 (1)	46.94 801 (1) 5540 (1)	2:24.89 758 (9) 6298 (1)	6298	NJR,NR
2	LINDE Sofia	SWE	13.68 (+1.5) 1024 (3)	1.80 978 (3) 2002 (4)	14.46 825 (1) 2827 (2)	25.15 (-0.6) 873 (7) 3700 (2)	5.99 (+1.1) 846 (4) 4546 (2)	42.85 722 (2) 5268 (2)	2:20.78 813 (3) 6081 (2)	6081	217 PB
3	LINDEMANS Marjolein	BEL	13.45 (+1.5) 1058 (2)	1.83 1016 (2) 2074 (2)	10.38 554 (12) 2628 (4)	24.74 (-0.6) 911 (5) 3539 (4)	6.39 (+1.1) 972 (1) 4511 (3)	32.04 515 (12) 5026 (3)	2:21.34 805 (5) 5831 (3)	5831	467 PB
4	VISSER Nadine	NED	13.21 (+1.5) 1093 (1)	1.77 941 (4) 2034 (3)	12.58 700 (4) 2734 (3)	24.53 (-0.6) 930 (2) 3664 (3)	5.83 (-0.2) 798 (7) 4462 (4)	33.02 534 (11) 4996 (4)	2:23.36 778 (8) 5774 (4)	5774	524 PB
5	MOKRÁŠOVÁ Lucia	SVK	13.96 (+1.5) 984 (5)	1.68 830 (11) 1814 (7)	11.79 647 (6) 2461 (6)	24.36 (-0.6) 946 (1) 3407 (5)	5.96 (+0.8) 837 (5) 4244 (5)	36.67 604 (9) 4848 (5)	2:21.66 801 (7) 5649 (5)	5649	649 PB
6	GUDMUNDSÓTTIR Arna Stefanía	ISL	14.14 (+1.2) 959 (6)	1.71 867 (7) 1826 (6)	9.89 522 (16) 2348 (9)	24.69 (-0.8) 915 (4) 3263 (7)	5.36 (+0.7) 660 (16) 3923 (12)	39.01 648 (4) 4571 (9)	2:20.85 812 (4) 5383 (6)	5383	915 PB
7	MULLER Lieke	NED	14.66 (+1.2) 887 (13)	1.71 867 (7) 1754 (11)	13.12 735 (3) 2489 (5)	25.41 (+0.1) 850 (11) 3339 (6)	5.68 (+0.5) 753 (11) 4092 (6)	37.79 625 (7) 4717 (6)	2:33.58 649 (13) 5366 (7)	5366	932 PB
8	NASELLA Flavia	ITA	14.66 (-0.5) 887 (13)	1.68 830 (11) 1717 (13)	9.98 528 (14) 2245 (17)	24.57 (-0.6) 927 (3) 3172 (10)	5.56 (+1.5) 717 (15) 3889 (14)	38.13 631 (5) 4520 (10)	2:21.49 803 (6) 5323 (8)	5323	975 PB
9	SKOGSTRÖM Malin	SWE	14.19 (+1.5) 952 (7)	1.68 830 (11) 1782 (9)	11.23 610 (8) 2392 (8)	25.81 (+0.1) 814 (13) 3206 (9)	5.65 (+0.1) 744 (13) 3950 (9)	37.84 626 (6) 4576 (8)	2:28.35 714 (11) 5290 (9)	5290	1008 PB
10	VITORINO Rafaela	POR	14.36 (+1.2) 928 (10)	1.77 941 (4) 1869 (5)	10.64 571 (11) 2440 (7)	26.06 (+0.1) 792 (16) 3232 (8)	5.66 (+1.4) 747 (12) 3979 (7)	27.70 433 (16) 4412 (14)	2:16.89 866 (2) 5278 (10)	5278	1020 NJR
11	TORNHED Elin	SWE	15.16 (-0.5) 821 (17)	1.77 941 (4) 1762 (10)	9.91 524 (15) 2286 (14)	25.33 (-0.8) 857 (9) 3143 (12)	5.71 (+0.3) 762 (10) 3905 (13)	30.93 494 (15) 4399 (15)	2:16.11 877 (1) 5276 (11)	5276	1022 PB
12	GROENEWOLD Lara	GER	15.07 (-0.5) 832 (15)	1.71 867 (7) 1699 (15)	11.15 605 (9) 2304 (10)	25.88 (-0.8) 808 (14) 3112 (15)	5.92 (+0.8) 825 (6) 3937 (11)	39.32 654 (3) 4591 (7)	2:32.65 660 (12) 5251 (12)	5251	1047
13	KRUCSAI Zsanett	HUN	14.19 (+1.2) 952 (7)	1.62 759 (16) 1711 (14)	10.30 549 (13) 2260 (16)	25.33 (-0.8) 857 (9) 3117 (14)	6.01 (+0.5) 853 (3) 3970 (8)	33.77 548 (10) 4518 (11)	2:36.78 610 (16) 5128 (13)	5128	1170
14	MILAN Marion	FRA	15.12 (-0.5) 826 (16)	1.68 830 (11) 1656 (16)	11.75 645 (7) 2301 (11)	26.15 (+0.1) 784 (17) 3085 (17)	5.76 (+0.3) 777 (9) 3862 (15)	31.22 500 (13) 4362 (16)	2:27.50 725 (10) 5087 (14)	5087	1211

INTERNET Service: www.european-athletics.org

Timing, Measurement & Data Service by  **OMEGA**

printed at FRI 19 JUL 2013 18:12

Page 1 of 2


19 JUL 2013

Final Results Heptathlon Final

Rank	Name	Nat	100H	HJ	SP	200m	LJ	JT	800m	Points	Points Behind Leader
15	MARLICKA Marika	POL	14.40 (+1.5) 923 (11)	1.65 1718 (12)	10.70 2293 (12)	25.63 (-0.8) 830 (12)	5.59 (+0.5) 726 (14)	36.77 605 (8)	2:34.89 633 (14)	5087	1211
16	CZÚTH Réka	HUN	14.33 (-0.5) 932 (9)	1.71 867 (7)	9.34 486 (17)	25.11 (+0.1) 877 (6)	5.77 (+0.9) 780 (8)	30.94 494 (14)	2:35.96 620 (15)	5056	1242
	THORSAS Frida	NOR	14.52 (+1.2) 906 (12)	1.59 1630 (17)	12.01 2292 (13)	25.99 (-0.8) 798 (15)	DNS 3090 (16)			DNF	

Legend		
DNF	Did not Finish	DNS Did not Start
JT	Javelin Throw	LJ Long jump
PB	Personal Best	Prog. Progressive
		H Hurdles
		NJR National Junior Record
		Pts Points
		HJ High Jump
		NR National Record
		SP Shot Put

INTERNET Service: www.european-athletics.org

Timing, Measurement & Data Service by  **OMEGA**

printed at FRI 19 JUL 2013 18:12

Page 2 of 2

Results

Shot Put Women

Qualification

EUROPEAN JUNIOR RECORD	20.54m	KUMBERNUß Astrid	GER	Orimattila (FIN)	1 JUL 1989
CHAMPIONSHIP RECORD	19.53m	KUMBERNUß Astrid	GER	Varaždin (CRO)	25 AUG 1989

Shot Put Women Qualification Group A

20 JUL 2013 / 10:35

Rank	Name	Nat	Date of Birth	Order	Result	
1	McKINNA Sophie	GBR	31 AUG 1994	6	15.83	Q
2	JOKEIT Laura	GER	16 AUG 1995	1	14.65	Q
3	TOIMIL Belén	ESP	5 MAY 1994	8	14.61	Q
4	BENGTSON Lina	SWE	18 NOV 1994	4	14.43	Q PB
5	RØNNING Camilla	NOR	1 JAN 1995	3	14.31	Q
6	CANTARELLA Monia	ITA	3 JUL 1994	5	14.25	Q
7	KESKINEN Taija	FIN	12 JAN 1995	2	13.75	
8	LIIVRAND Lisette	EST	30 JUL 1995	7	13.64	

	1	2	3
1	McKINNA Sophie	15.83	
2	JOKEIT Laura	14.65	
3	TOIMIL Belén	14.61	
4	BENGTSON Lina	14.43	
5	RØNNING Camilla	13.14	14.31
6	CANTARELLA Monia	14.25	
7	KESKINEN Taija	x	12.88
8	LIIVRAND Lisette	x	13.19

Shot Put Women Qualification Group B

20 JUL 2013 / 10:35

Rank	Name	Nat	Date of Birth	Order	Result	
1	DERELI Emel	TUR	25 FEB 1996	6	16.77	Q
2	ROOS Fanny	SWE	2 JAN 1995	4	15.55	Q
3	PIIRIMÄE Kätlin	EST	8 NOV 1995	7	15.28	Q
4	DOSSOW Madlin	GER	1 JAN 1994	1	14.57	Q
5	WEHRLE Laura	GER	1 JAN 1995	5	14.36	Q
6	PIERRE-LOUIS Rose Sharon	FRA	7 SEP 1994	3	13.94	q
7	GYENES Anna	HUN	28 APR 1994	2	13.69	


	1	2	3
1	DERELI Emel	16.77	
2	ROOS Fanny	15.55	
3	PIIRIMÄE Kätlin	15.28	
4	DOSSOW Madlin	13.85	x
5	WEHRLE Laura	14.36	
6	PIERRE-LOUIS R	12.85	13.94
7	GYENES Anna	12.97	13.69

Qualified: qualifying perf. 14.20 (Q) or 12 best performers (q) advance to the Final

Weather conditions at the beginning of the 1st heat			
Temperature:	22 °C	Humidity:	68 %
		Conditions:	Sunny

Legend
PB Personal Best

INTERNET Service: www.european-athletics.org

Timing, Measurement & Data Service by  **OMEGA**

printed at SAT 20 JUL 2013 10:51

Page 1 of 1

20 JUL 2013

Results Shot Put Women Final


Start Time: 16:30

EUROPEAN JUNIOR RECORD	20.54m	KUMBERNUß Astrid	GER	Orimattila (FIN)	1 JUL 1989
CHAMPIONSHIP RECORD	19.53m	KUMBERNUß Astrid	GER	Varaždin (CRO)	25 AUG 1989

Rank	Name	Nat	Date of Birth	1	2	3	4	5	6	Result
1	DERELI Emel	TUR	25 FEB 1996	16.64	17.48	17.27	17.60	x	18.04	18.04 NJR,NR
2	MCKINNA Sophie	GBR	31 AUG 1994	17.08	16.93	16.59	17.09	16.31	x	17.09
3	PIIRIMÄE Kätlin	EST	8 NOV 1995	14.89	14.55	16.07	15.98	x	16.80	16.80 NJR
4	TOIMIL Belén	ESP	5 MAY 1994	15.82	15.47	15.69	x	x	15.66	15.82 PB
5	ROOS Fanny	SWE	2 JAN 1995	15.63	15.63	x	15.82	15.41	15.11	15.82 NJR
6	DOSSOW Madlin	GER	1 JAN 1994	14.76	x	13.15	14.22	x	14.79	14.79
7	CANTARELLA Monia	ITA	3 JUL 1994	14.25	14.56	13.96	14.63	14.55	x	14.63 PB
8	RØNNING Camilla	NOR	1 JAN 1995	12.76	12.71	14.61	x	13.76	x	14.61 PB
9	JOKEIT Laura	GER	16 AUG 1995	13.30	14.41	x				14.41
10	WEHRLE Laura	GER	1 JAN 1995	13.86	14.08	14.09				14.09
11	BENGTSON Lina	SWE	18 NOV 1994	13.38	13.93	13.70				13.93
12	PIERRE-LOUIS Rose Sharon	FRA	7 SEP 1994	13.38	12.94	x				13.38

Weather conditions					
Temperature:	28 °C	Humidity:	51 %	Conditions:	Cloudy
Legend					
-	Pass	NJR	National Junior Record	NR	National Record
x	Failure			PB	Personal Best

INTERNET Service: www.european-athletics.org

Timing, Measurement & Data Service by  OMEGA

printed at SAT 20 JUL 2013 17:23

Page 1 of 1