

Results

100m Men
Final

21 JUN 2014 / 13:54

Rank	Name	Nat	Date of Birth	Lane	Result
1	VICAUT Jimmy	FRA	27 FEB 1992	3	10.03
2	TALBOT Danny	GBR	1 MAY 1991	4	10.30
3	GULIYEV Ramil	TUR	29 MAY 1990	1	10.37
4	KORZH Vitaliy	UKR	5 OCT 1987	2	10.45
5	RODRÍGUEZ Ángel David	ESP	25 APR 1980	5	10.46
6	CODRINGTON Giovanni	NED	17 JUL 1988	1	10.46
7	ZALEWSKI Karol	POL	7 AUG 1993	6	10.47
8	OBOU Delmas	ITA	25 OCT 1991	2	10.48
9	KELLER Martin	GER	26 SEP 1986	6	10.49
10	VELEBA Jan	CZE	6 DEC 1986	4	10.53
11	IDRISOV Mikhail	RUS	21 JUN 1988	3	10.54
12	ROSE Odain	SWE	19 JUL 1992	5	10.56

100m Men
Heat 1

21 JUN 2014 / 13:54

Wind: -0.3 m/s

Rank	Name	Nat	Date of Birth	Lane	Reaction time	Result
1	CODRINGTON Giovanni	NED	17 JUL 1988	1	0.162	10.46
2	ZALEWSKI Karol	POL	7 AUG 1993	6	0.173	10.47
3	OBOU Delmas	ITA	25 OCT 1991	2	0.190	10.48
4	VELEBA Jan	CZE	6 DEC 1986	4	0.152	10.53
5	IDRISOV Mikhail	RUS	21 JUN 1988	3	0.145	10.54
6	ROSE Odain	SWE	19 JUL 1992	5	0.164	10.56

100m Men
Heat 2

21 JUN 2014 / 14:00

Wind: +0.7 m/s


Rank	Name	Nat	Date of Birth	Lane	Reaction time	Result
1	VICAUT Jimmy	FRA	27 FEB 1992	3	0.189	10.03
2	TALBOT Danny	GBR	1 MAY 1991	4	0.161	10.30
3	GULIYEV Ramil	TUR	29 MAY 1990	1	0.171	10.37
4	KORZH Vitaliy	UKR	5 OCT 1987	2	0.139	10.45
5	RODRÍGUEZ Ángel David	ESP	25 APR 1980	5	0.158	10.46
6	KELLER Martin	GER	26 SEP 1986	6	0.146	10.49

200m Men
Final

22 JUN 2014 / 15:05

Rank	Name	Nat	Date of Birth	Lane	Result
1	ZALEWSKI Karol	POL	7 AUG 1993	4	20.56
2	GULIYEV Ramil	TUR	29 MAY 1990	7	20.57
3	ELLINGTON James	GBR	6 SEP 1985	6	20.60
4	SMELYK Serhiy	UKR	19 APR 1987	2	20.60
5	REUS Julian	GER	29 APR 1988	5	20.81
6	MARANI Diego	ITA	27 APR 1990	6	21.02
7	BRORSSON Alexander	SWE	29 MAY 1990	4	21.15
8	KHYUTTE Aleksandr	RUS	29 SEP 1988	3	21.39
9	VELEBA Jan	CZE	6 DEC 1986	2	21.44
10	RAMOS Iván Jesús	ESP	31 JUL 1990	7	21.72
	BASSAW Ben	FRA	9 JUL 1989	5	DQ
	MARTINA Churandy	NED	3 JUL 1984	3	DQ

INTERNET Service: www.european-athletics.org

Timing, Measurement & Data Service by  OMEGA

printed at SUN 22 JUN 2014 19:51

Page 1 of 29

Results

200m Men

Heat 1

22 JUN 2014 / 15:05

Wind: +1.2 m/s

Rank	Name	Nat	Date of Birth	Lane	Reaction time	Result	
1	MARANI Diego	ITA	27 APR 1990	6	0.152	21.02	
2	BRORSSON Alexander	SWE	29 MAY 1990	4	0.160	21.15	PB
3	KHYUTTE Aleksandr	RUS	29 SEP 1988	3	0.155	21.39	
4	VELEBA Jan	CZE	6 DEC 1986	2	0.172	21.44	
5	RAMOS Iván Jesús	ESP	31 JUL 1990	7	0.161	21.72	
	BASSAW Ben	FRA	9 JUL 1989	5	0.188	DQ	R 163.3a

200m Men

Heat 2

22 JUN 2014 / 15:11

Wind: +2.0 m/s

Rank	Name	Nat	Date of Birth	Lane	Reaction time	Result	
1	ZALEWSKI Karol	POL	7 AUG 1993	4	0.170	20.56	
2	GULIYEV Ramil	TUR	29 MAY 1990	7	0.153	20.57	SB
3	ELLINGTON James	GBR	6 SEP 1985	6	0.155	20.60	
4	SMELYK Serhiy	UKR	19 APR 1987	2	0.159	20.60	SB
5	REUS Julian	GER	29 APR 1988	5	0.142	20.81	
	MARTINA Churandy	NED	3 JUL 1984	3	0.158	DQ	R 163.3a

400m Men

Final

21 JUN 2014 / 14:10

Rank	Name	Nat	Date of Birth	Lane	Result	
1	ANNE Mame-Ibra	FRA	7 NOV 1989	6	45.71	
2	IVASHKO Pavel	RUS	1 JAN 1994	5	45.95	
3	AWDE Daniel	GBR	22 JUN 1988	7	46.10	
4	OMELKO Rafal	POL	16 JAN 1989	4	46.21	
5	GALVAN Matteo	ITA	24 AUG 1988	3	46.28	SB
6	GABA Kamghe	GER	13 JAN 1984	2	46.58	
7	AGARD Terrence	NED	16 APR 1990	4	46.68	
8	CAN Yavuz	TUR	23 FEB 1987	2	46.90	
9	HUTSOL Yevhen	UKR	13 MAY 1990	3	47.06	
10	BERGRAHM Axel	SWE	11 APR 1992	5	47.39	SB
11	TESAR Jan	CZE	26 MAR 1990	7	47.46	
12	UJAKPOR Mark	ESP	18 JAN 1987	6	48.00	

400m Men

Heat 1

21 JUN 2014 / 14:10

Rank	Name	Nat	Date of Birth	Lane	Reaction time	Result	
1	AGARD Terrence	NED	16 APR 1990	4	0.228	46.68	
2	CAN Yavuz	TUR	23 FEB 1987	2	0.173	46.90	
3	HUTSOL Yevhen	UKR	13 MAY 1990	3	0.189	47.06	
4	BERGRAHM Axel	SWE	11 APR 1992	5	0.157	47.39	SB
5	TESAR Jan	CZE	26 MAR 1990	7	0.165	47.46	
6	UJAKPOR Mark	ESP	18 JAN 1987	6	0.150	48.00	

Results

400m Men Heat 2

21 JUN 2014 / 14:16

Rank	Name	Nat	Date of Birth	Lane	Reaction time	Result
1	ANNE Mame-Ibra	FRA	7 NOV 1989	6	0.177	45.71
2	IVASHKO Pavel	RUS	1 JAN 1994	5	0.220	45.95
3	AWDE Daniel	GBR	22 JUN 1988	7	0.151	46.10
4	OMELKO Rafal	POL	16 JAN 1989	4	0.212	46.21
5	GALVAN Matteo	ITA	24 AUG 1988	3	0.162	46.28
6	GABA Kamghe	GER	13 JAN 1984	2	0.178	46.58

800m Men Final

22 JUN 2014 / 13:58

Rank	Name	Nat	Date of Birth	Lane	Result
1	BENITZ Timo	GER	1 DEC 1991	7	1:46.24
2	KSZCZOT Adam	POL	2 SEP 1989	6	1:46.36
3	BENEDETTI Giordano	ITA	22 MAY 1989	1	1:46.45
4	BOSSE Pierre-Ambroise	FRA	11 MAY 1992	5	1:46.46
5	LÓPEZ Kevin	ESP	12 JUN 1990	4	1:47.26
6	KUPERS Thijmen	NED	4 OCT 1991	6	1:47.29
7	KUBISTA Jan	CZE	23 SEP 1990	4	1:48.01
8	ROGESTEDT Johan	SWE	27 JAN 1993	2	1:48.72
9	KAYAFA Oleh	UKR	4 APR 1989	3	1:48.81
10	POISTOGOV Stepan	RUS	14 DEC 1986	2	1:49.08
11	MOHAMMED Mukhtar	GBR	1 DEC 1990	8	1:50.27
12	ÖZBILEN İlham Tanui	TUR	5 MAR 1990	8	1:56.34

Intermediate times: 400m 52.74 ÖZBILEN İlham Tanui (TUR)
600m 1:19.88 BOSSE Pierre-Ambroise (FRA)


1500m Men Final

21 JUN 2014 / 15:18

Rank	Name	Nat	Date of Birth	Order	Result
1	HOLUŠA Jakub	CZE	20 FEB 1988	7	3:37.74
2	TESFAYE Homiyu	GER	23 JUN 1993	11	3:38.10
3	LEWANDOWSKI Marcin	POL	13 JUN 1987	10	3:38.19
4	CARVALHO Florian	FRA	9 MAR 1989	8	3:38.59
5	GRICE Charlie	GBR	7 NOV 1993	1	3:38.63
6	ÖZBILEN İlham Tanui	TUR	5 MAR 1990	12	3:38.67
7	OSMOLOVYCH Oleksandr	UKR	8 OCT 1985	5	3:39.83
8	RODRÍGUEZ Álvaro	ESP	25 MAY 1987	6	3:44.22
9	ROGESTEDT Johan	SWE	27 JAN 1993	4	3:45.22
10	SMIRNOV Valentin	RUS	13 FEB 1986	3	3:46.25
11	STOKVIS René	NED	25 JAN 1987	9	3:48.15
12	ABDIKADAR SHEIKH Ali Mohad	ITA	12 JUN 1993	2	3:55.69

Intermediate times: 400m 56.33 ÖZBILEN İlham Tanui (TUR)
800m 1:56.43 ÖZBILEN İlham Tanui (TUR)
1200m 2:56.47 ÖZBILEN İlham Tanui (TUR)

INTERNET Service: www.european-athletics.org

Timing, Measurement & Data Service by  OMEGA

printed at SUN 22 JUN 2014 19:51

Page 3 of 29

Results

3000m Men Final

22 JUN 2014 / 15:55

Rank	Name	Nat	Date of Birth	Order	Result	
1	RINGER Richard	GER	27 FEB 1989	1	7:50.99	CR
2	HOLUŠA Jakub	CZE	20 FEB 1988	9	7:51.43	PB
3	ABADÍA Antonio	ESP	2 JUL 1990	8	7:52.22	PB
4	MELLOR Jonathan	GBR	27 DEC 1986	3	7:52.47	
5	DURAND Yohan	FRA	14 MAY 1985	10	7:52.69	
6	LICHT Dennis	NED	30 MAY 1984	11	7:54.91	PB
7	LA ROSA Stefano	ITA	22 SEP 1985	4	7:55.75	
8	KAYA Ali	TUR	20 APR 1994	2	8:00.00	SB
9	BORYSYUK Oleksandr	UKR	9 DEC 1985	7	8:02.39	PB
10	DEM CZYSZAK Mateusz	POL	18 JAN 1986	12	8:05.49	
11	NIKOLAYEV Yegor	RUS	5 JUN 1996	5	8:07.36	
12	ENGHOLM Elmar	SWE	2 OCT 1992	6	8:34.40	PB

Intermediate times: 1000m 2:38.89 KAYA Ali (TUR)
2000m 5:18.21 RINGER Richard (GER)

5000m Men Final

21 JUN 2014 / 16:00

Rank	Name	Nat	Date of Birth	Order	Result	
1	GABIUS Arne	GER	22 MAR 1981	12	13:55.89	
2	ESPAÑA Jesús	ESP	21 AUG 1978	7	13:56.00	
3	KAYA Ali	TUR	20 APR 1994	1	13:56.64	
4	RYBAKOV Yevgeniy	RUS	27 FEB 1985	4	13:57.54	
5	PARSZCZYNSKI Lukasz	POL	4 MAY 1985	11	13:58.29	
6	CALDWELL Luke	GBR	2 AUG 1991	2	13:59.25	
7	MANDOUR Yassine	FRA	21 JAN 1985	9	14:00.46	
8	WIGGERS Tom	NED	10 AUG 1987	10	14:01.04	
9	EKVALL Mikael	SWE	18 JUN 1989	5	14:07.24	
10	CHATBI Jamel	ITA	30 APR 1984	3	14:28.89	
11	BORYSYUK Oleksandr	UKR	9 DEC 1985	6	14:48.28	
12	KOUREK Lukáš	CZE	4 MAR 1988	8	14:52.83	

Intermediate times: 1000m 2:55.55 GABIUS Arne (GER)
2000m 5:52.58 GABIUS Arne (GER)
3000m 8:41.24 MANDOUR Yassine (FRA)
4000m 11:24.83 MANDOUR Yassine (FRA)


3000m Steeplechase Men Final

22 JUN 2014 / 14:22

Rank	Name	Nat	Date of Birth	Order	Result	
1	KOWAL Yoann	FRA	28 MAY 1987	11	8:25.50	CR
2	GRAU Martin	GER	26 MAR 1992	2	8:29.16	
3	CHAVKIN Nikolay	RUS	22 APR 1984	6	8:30.61	
4	FLORIANI Yuri	ITA	25 DEC 1981	5	8:36.18	
5	GUNN Luke	GBR	22 MAR 1985	4	8:36.45	
6	SLOBODENYUK Vadym	UKR	17 MAR 1981	8	8:37.12	
7	ZALEWSKI Krystian	POL	11 APR 1989	1	8:37.55	
8	LUNDGREN Daniel	SWE	4 JUL 1985	7	8:38.80	PB
9	GARCÍA Victor	ESP	13 MAR 1985	9	8:40.40	
10	AKDAG Tarik Langat	TUR	16 JUN 1988	3	8:44.60	
11	KOUREK Milan	CZE	6 DEC 1987	10	8:47.62	
12	DOUMA Richard	NED	17 APR 1993	12	9:02.66	PB

Intermediate times: 1000m 2:45.30 AKDAG Tarik Langat (TUR)
2000m 5:36.77 KOWAL Yoann (FRA)

INTERNET Service: www.european-athletics.org

Timing, Measurement & Data Service by  OMEGA

printed at SUN 22 JUN 2014 19:51

Page 4 of 29

Results

110m Hurdles Men

Final

22 JUN 2014 / 13:00

Rank	Name	Nat	Date of Birth	Lane	Result	
1	SHUBENKOV Sergey	RUS	4 OCT 1990	3	13.20	CR
2	SHARMAN William	GBR	12 SEP 1984	5	13.21	PB
3	MARTINOT-LAGARDE Pascal	FRA	22 SEP 1991	4	13.35	
4	BÜHLER Matthias	GER	2 SEP 1986	6	13.67	
5	NOSSMY Philip	SWE	6 DEC 1982	5	13.77	SB
6	SMET Koen	NED	9 AUG 1992	1	13.78	
7	BOCHENEK Dominik	POL	14 MAY 1987	2	13.89	
8	LÓPEZ Francisco Javier	ESP	29 DEC 1989	3	13.91	
9	FOFANA Hassane	ITA	28 APR 1992	4	13.97	
10	SHAMATRYN Artem	UKR	15 JUN 1991	6	14.21	SB
11	JÁN Jan	CZE	20 FEB 1993	1	14.23	PB
12	GÜNES Mustafa	TUR	11 FEB 1989	2	14.24	SB

110m Hurdles Men

Heat 1

22 JUN 2014 / 13:00

Wind: -1.1 m/s

Rank	Name	Nat	Date of Birth	Lane	Reaction time	Result	
1	NOSSMY Philip	SWE	6 DEC 1982	5	0.155	13.77	SB
2	LÓPEZ Francisco Javier	ESP	29 DEC 1989	3	0.153	13.91	
3	FOFANA Hassane	ITA	28 APR 1992	4	0.159	13.97	
4	SHAMATRYN Artem	UKR	15 JUN 1991	6	0.146	14.21	SB
5	JÁN Jan	CZE	20 FEB 1993	1	0.150	14.23	PB
6	GÜNES Mustafa	TUR	11 FEB 1989	2	0.159	14.24	SB

110m Hurdles Men

Heat 2

22 JUN 2014 / 13:07

Wind: +1.0 m/s

Rank	Name	Nat	Date of Birth	Lane	Reaction time	Result	
1	SHUBENKOV Sergey	RUS	4 OCT 1990	3	0.164	13.20	CR
2	SHARMAN William	GBR	12 SEP 1984	5	0.150	13.21	PB
3	MARTINOT-LAGARDE Pascal	FRA	22 SEP 1991	4	0.163	13.35	
4	BÜHLER Matthias	GER	2 SEP 1986	6	0.167	13.67	
5	SMET Koen	NED	9 AUG 1992	1	0.174	13.78	
6	BOCHENEK Dominik	POL	14 MAY 1987	2	0.153	13.89	


400m Hurdles Men

Final

21 JUN 2014 / 13:35

Rank	Name	Nat	Date of Birth	Lane	Result	
1	KUDRYAVTSEV Denis	RUS	13 APR 1992	5	49.38	
2	SCHIRRMEISTER Silvio	GER	7 DEC 1988	6	49.80	
3	YATES Richard	GBR	26 JAN 1986	4	50.11	
4	DÉCIMUS Yoan	FRA	30 NOV 1987	2	50.50	
5	BRYLINSKI Robert	POL	2 APR 1991	5	50.64	PB
6	CAPOTOSTI Leonardo	ITA	24 JUL 1988	3	50.72	
7	NECHYPORENKO Denys	UKR	7 JAN 1990	4	51.55	
8	ARTS Jesper	NED	2 APR 1992	6	51.58	
9	BROŽ Michal	CZE	16 JUN 1992	7	51.75	
10	ÅSTRAND Oliwer	SWE	21 JAN 1992	3	52.60	PB
11	CABELLO Diego	ESP	14 JAN 1988	2	53.22	
12	GÜZEL Mehmet	TUR	20 AUG 1991	7	53.64	

INTERNET Service: www.european-athletics.org

Timing, Measurement & Data Service by  OMEGA

printed at SUN 22 JUN 2014 19:51

Page 5 of 29

Results

400m Hurdles Men

Heat 1

21 JUN 2014 / 13:35

Rank	Name	Nat	Date of Birth	Lane	Reaction time	Result	
1	BRYLINSKI Robert	POL	2 APR 1991	5	0.184	50.64	PB
2	NECHYPORENKO Denys	UKR	7 JAN 1990	4	0.240	51.55	
3	ARTS Jesper	NED	2 APR 1992	6	0.164	51.58	
4	ÅSTRAND Oliwer	SWE	21 JAN 1992	3	0.170	52.60	PB
5	CABELLO Diego	ESP	14 JAN 1988	2	0.186	53.22	
6	GÜZEL Mehmet	TUR	20 AUG 1991	7	0.279	53.64	

400m Hurdles Men

Heat 2

21 JUN 2014 / 13:42

Rank	Name	Nat	Date of Birth	Lane	Reaction time	Result	
1	KUDRYAVTSEV Denis	RUS	13 APR 1992	5	0.158	49.38	
2	SCHIRRMESTER Silvio	GER	7 DEC 1988	6	0.178	49.80	
3	YATES Richard	GBR	26 JAN 1986	4	0.173	50.11	
4	DÉCIMUS Yoan	FRA	30 NOV 1987	2	0.187	50.50	
5	CAPOTOSTI Leonardo	ITA	24 JUL 1988	3	0.175	50.72	
6	BROŽ Michal	CZE	16 JUN 1992	7	0.188	51.75	

High Jump Men

Final

21 JUN 2014 / 14:29

Rank	Name	Nat	Date of Birth	Order	Result	
1	PROTSENKO Andriy	UKR	20 MAY 1988	1	2.30	
2	SILNOV Andrey	RUS	9 SEP 1984	11	2.28	=SB
3	BÁBA Jaroslav	CZE	2 SEP 1984	3	2.26	SB
4	FASSINOTTI Marco	ITA	29 APR 1989	10	2.19	
5	BAKER Chris	GBR	2 FEB 1991	9	2.19	
5	THEINER Wojciech	POL	25 JUN 1986	6	2.19	
7	LABOUREL Florian	FRA	28 JAN 1990	4	2.15	
8	SVENSSON Emil	SWE	2 MAY 1989	12	2.15	SB
9	GÜNTHER Martin	GER	8 OCT 1986	7	2.15	
10	AMELS Douwe	NED	16 SEP 1991	5	2.15	
11	BIRINCI Serhat	TUR	13 MAY 1990	8	2.10	
12	SANCHO Miguel Ángel	ESP	24 APR 1990	2	2.10	

	2.00	2.05	2.10	2.15	2.19	2.23	2.26	2.28	2.30	2.40
1	PROTSENKO Andriy	-	-	o	o	o	o	x-	o	xxr
2	SILNOV Andrey	-	-	o	xo	o	o	o	xxx	
3	BÁBA Jaroslav	-	-	o	o	o	xo	xxx		
4	FASSINOTTI Marco	-	-	o	xo	xx-	x			
5	BAKER Chris	-	-	o	o	xo	xxx			
5	THEINER Wojciech	-	-	o	o	xo	xxx			
7	LABOUREL Florian	-	o	o	o	xxx				
8	SVENSSON Emil	-	o	o	xo	xxx				
9	GÜNTHER Martin	-	-	xo	xo	xx				
10	AMELS Douwe	-	o	o	xxo	xx				
11	BIRINCI Serhat	-	-	xo	xxx					
12	SANCHO M	o	o	xxo	xx					

Results

Pole Vault Men

Final

22 JUN 2014 / 14:15

Rank	Name	Nat	Date of Birth	Order	Result
1	LAVILLENIE Renaud	FRA	18 SEP 1986	5	5.62
2	GRIPICH Aleksandr	RUS	21 SEP 1986	12	5.62
2	KUDLICKA Jan	CZE	29 APR 1988	4	5.62
4	SCHERBARTH Tobias	GER	17 AUG 1985	8	5.52
5	KOPPELAAR Rutger	NED	1 MAY 1993	6	5.52
6	LISEK Piotr	POL	16 AUG 1992	7	5.42
7	SALAS Didac	ESP	19 MAY 1993	3	5.22
8	REVENKO Vladyslav	UKR	15 NOV 1984	2	5.22
9	GIBILISCO Giuseppe	ITA	5 JAN 1979	11	5.22
	LEWIS Steven	GBR	20 MAY 1986	10	NM
	SUNGUR Ümit	TUR	26 FEB 1994	9	NM
	SVÄRD-JACOBSSON Melker	SWE	8 JAN 1994	1	NM

		4.62	4.82	5.02	5.22	5.42	5.52	5.62	5.72
1	LAVILLENIE Renaud	-	-	-	-	-	-	0	xxx
2	GRIPICH Aleksandr	-	-	0	0	xo	0	xo	xx
2	KUDLICKA Jan	-	-	-	-	xo	-	xo	xx
4	SCHERBARTH Tobias	-	-	-	0	xxo	0	xx	
5	KOPPELAAR Rutger	-	-	-	0	0	xo	xxx	
6	LISEK Piotr	-	-	-	0	xo	-	xxx	
7	SALAS Didac	-	-	0	0	xxx			
8	REVENKO Vladyslav	-	-	xo	0	xx-	x		
9	GIBILISCO Giuseppe	-	-	-	xxxo	-	xx		
	LEWIS Steven	-	-	-	-	-	xxx		
	SUNGUR Ümit	-	xxx	-	-	-			
	SVÄRD-JACOBSSON M	-	-	-	xxx				

Long Jump Men


Final

21 JUN 2014 / 15:33

Rank	Name	Nat	Date of Birth	Order	Result
1	REIF Christian	GER	24 OCT 1984	9	8.13
2	RUTHERFORD Greg	GBR	17 NOV 1986	11	7.99
3	CÁCERES Eusebio	ESP	10 SEP 1991	4	7.97
4	JASZCZUK Tomasz	POL	9 MAR 1992	8	7.95
5	TORNÉUS Michel	SWE	26 MAY 1986	2	7.88
6	SHALIN Pavel	RUS	6 MAR 1987	1	7.79
7	GAISAH Ignisious	NED	20 JUL 1983	7	7.77
8	JUŠKA Radek	CZE	8 MAR 1993	5	7.76
9	SDIRI Salim	FRA	26 OCT 1978	6	7.72
10	SHPYTKO Artem	UKR	26 APR 1992	3	7.71
11	KULAKSIZ Alper	TUR	6 APR 1992	10	7.53
12	TREMIGLIOZZI Stefano	ITA	7 MAY 1985	12	7.24

		1	2	3	4
1	REIF Christian	7.57 (-0.2)	7.74 (+0.9)	8.13 (-0.5)	7.99 (+1.6)
2	RUTHERFORD Greg	7.99 (+0.6)	7.88 (+1.2)	7.84 (+1.5)	7.93 (-1.7)
3	CÁCERES Eusebio	7.74 (-0.3)	7.97 (+0.2)	7.79 (-1.4)	7.87 (0.0)
4	JASZCZUK Tomasz	7.22 (+1.6)	7.95 (+0.2)	7.75 (+0.6)	x (-0.3)
5	TORNÉUS Michel	x (+1.8)	7.69 (+1.2)	7.88 (+3.3)	
6	SHALIN Pavel	x (-0.1)	7.79 (+3.2)	7.65 (+0.5)	
7	GAISAH Ignisious	7.74 (+2.3)	7.77 (+1.3)	7.68 (+0.2)	
8	JUŠKA Radek	7.76 (+1.3)	7.47 (-1.8)	7.55 (-1.7)	
9	SDIRI Salim	x (+0.3)	7.72 (+1.9)	7.57 (-2.8)	
10	SHPYTKO Artem	7.43 (+1.5)	7.71 (+0.5)	7.36 (+0.7)	
11	KULAKSIZ Alper	7.29 (+0.1)	7.53 (+0.8)	x (+1.8)	
12	TREMIGLIOZZI S	7.03 (-0.5)	x (-1.4)	7.24 (-2.2)	

INTERNET Service: www.european-athletics.org

Timing, Measurement & Data Service by  OMEGA

printed at SUN 22 JUN 2014 19:51

Page 7 of 29

Results

Triple Jump Men

Final

22 JUN 2014 / 13:50

Rank	Name	Nat	Date of Birth	Order	Result	
1	FYODOROV Aleksey	RUS	25 MAY 1991	2	16.95	SB
2	DONATO Fabrizio	ITA	14 AUG 1976	1	16.82	
3	KUZNETSOV Viktor	UKR	17 JUL 1986	4	16.63	SB
4	IDOWU Phillips	GBR	30 DEC 1978	12	16.37	
5	SWIDERSKI Adrian	POL	27 SEP 1986	9	16.25	
6	TORRIJOS Pablo	ESP	12 MAY 1992	5	16.16	
7	STRÖM Mathias	SWE	30 DEC 1987	3	16.13	SB
8	LURON Kevin	FRA	8 NOV 1991	7	15.85	
9	TÜZEN Musa	TUR	30 AUG 1994	11	15.85	
10	POHLE Andreas	GER	6 APR 1981	10	15.81	
11	VONDRÁČEK Jiri	CZE	9 SEP 1988	6	15.69	PB
12	HAGE Sander	NED	25 AUG 1985	8	15.49	PB

		1		2		3		4	
1	FYODOROV Aleksey	16.84	(-0.3)	16.58	(+0.1)	16.95	(+1.0)	16.66	(-1.5)
2	DONATO Fabrizio	16.80	(-1.6)	16.82	(-1.9)	x	(-0.4)	16.75	(+0.6)
3	KUZNETSOV Viktor	16.28	(+2.3)	16.24	(-0.7)	16.63	(-1.6)	x	(+0.7)
4	IDOWU Phillips	x	(+0.8)	16.37	(-0.5)	x	(+5.2)	x	(-0.3)
5	SWIDERSKI Adrian	16.25	(-0.1)	x	(-0.9)	15.92	(+3.3)		
6	TORRIJOS Pablo	15.84	(-0.4)	15.93	(-0.8)	16.16	(+0.1)		
7	STRÖM Mathias	x	(-0.2)	16.13	(+1.9)	16.05	(-0.2)		
8	LURON Kevin	15.85	(-0.6)	15.62	(-1.5)	x	(-0.3)		
9	TÜZEN Musa	x	(-0.5)	15.85	(+3.8)	15.42	(-1.6)		
10	POHLE Andreas	15.81	(-1.7)	15.80	(-1.2)	x	(+0.9)		
11	VONDRÁČEK Jiri	x	(+2.4)	15.15	(-0.1)	15.69	(+0.9)		
12	HAGE Sander	x	(-0.6)	15.49	(+1.0)	15.03	(+1.8)		

Shot Put Men


Final

21 JUN 2014 / 12:42

Rank	Name	Nat	Date of Birth	Order	Result	
1	STORL David	GER	27 JUL 1990	3	21.20	SB
2	MAJEWSKI Tomasz	POL	30 AUG 1981	2	20.57	
3	LESNOY Aleksandr	RUS	28 JUL 1988	7	20.24	
4	VIVAS Borja	ESP	26 MAY 1984	10	20.00	
5	ARRHENIUS Leif	SWE	15 JUL 1986	8	19.63	SB
6	STANEK Tomáš	CZE	13 JUN 1991	11	19.52	
7	BUCKI Gaëtan	FRA	9 MAY 1980	12	18.15	
8	DUQUEMIN Zane	GBR	23 SEP 1991	5	17.94	
9	CRONIE Patrick	NED	5 NOV 1989	1	17.73	
10	ATICI Hüseyin	TUR	3 MAY 1986	4	17.61	
11	SECCI Daniele	ITA	9 MAR 1992	6	17.32	
12	CHERNIKOV Vladyslav	UKR	8 MAR 1994	9	16.25	

		1		2		3		4
1	STORL David	20.26		20.85		21.20		x
2	MAJEWSKI Tomasz	20.00		20.50		20.57		20.09
3	LESNOY Aleksandr	19.88		19.97		20.21		20.24
4	VIVAS Borja	19.69		x		19.79		20.00
5	ARRHENIUS Leif	19.63		x		18.52		
6	STANEK Tomáš	x		19.52		x		
7	BUCKI Gaëtan	x		18.07		18.15		
8	DUQUEMIN Zane	17.77		17.94		17.82		
9	CRONIE Patrick	17.15		17.63		17.73		
10	ATICI Hüseyin	17.61		17.37		16.99		
11	SECCI Daniele	17.32		x		x		
12	CHERNIKOV V	16.21		15.91		16.25		

INTERNET Service: www.european-athletics.org

Timing, Measurement & Data Service by  OMEGA

printed at SUN 22 JUN 2014 19:51

Page 8 of 29

Results

Discus Throw Men

Final

22 JUN 2014 / 15:40

Rank	Name	Nat	Date of Birth	Order	Result	
1	HARTING Robert	GER	18 OCT 1984	4	67.42	
2	MALACHOWSKI Piotr	POL	7 JUN 1983	3	65.35	
3	BUTENKO Viktor	RUS	10 MAR 1993	8	62.81	
4	CADÉE Erik	NED	15 FEB 1984	2	62.72	
5	PESTANO Mario	ESP	8 APR 1978	11	62.12	
6	MARCELL Jan	CZE	4 JUN 1985	12	61.91	SB
7	KIRCHLER Hannes	ITA	22 DEC 1978	7	61.14	
8	MORSE Brett	GBR	11 FEB 1989	6	60.01	
9	SEMENOV Oleksiy	UKR	27 JUN 1982	10	59.65	
10	OLGUNDENIZ Ercüment	TUR	7 JUL 1976	5	57.88	
11	STÄHL Daniel	SWE	27 AUG 1992	9	57.24	
12	MARTHELY Stéphane	FRA	9 SEP 1979	1	54.62	

	1	2	3	4
1	HARTING Robert 66.72	67.42	65.82	65.52
2	MALACHOWSKI Piotr 63.75	65.35	x	63.06
3	BUTENKO Viktor 61.95	62.26	58.98	62.81
4	CADÉE Erik 60.14	62.42	62.72	62.58
5	PESTANO Mario 59.23	61.35	62.12	
6	MARCELL Jan 61.63	61.91	58.70	
7	KIRCHLER Hannes 61.14	59.05	x	
8	MORSE Brett 59.21	60.01	58.46	
9	SEMENOV Oleksiy 58.96	59.54	59.65	
10	OLGUNDENIZ E 57.88	x	x	
11	STÄHL Daniel x	57.24	57.12	
12	MARTHELY Stéphane x	54.62	x	

Hammer Throw Men


Final

21 JUN 2014 / 12:30

Rank	Name	Nat	Date of Birth	Order	Result	
1	LITVINOV Sergey	RUS	27 JAN 1986	9	76.34	
2	BIGOT Quentin	FRA	1 DEC 1992	2	76.15	
3	FAJDEK Pawel	POL	4 JUN 1989	4	75.26	
4	ESSER Markus	GER	3 FEB 1980	5	74.90	
5	MILLER Nick	GBR	1 MAY 1993	7	73.56	
6	JOHANSSON Markus	SWE	8 MAY 1990	10	72.70	
7	VIZZONI Nicola	ITA	4 JAN 1973	8	71.38	
8	VYNOHRADOV Yevhen	UKR	30 APR 1984	11	70.21	
9	BALTACI Özkan	TUR	13 FEB 1994	6	69.79	
10	MELICH Lukáš	CZE	16 SEP 1980	1	69.33	
11	CIENFUEGOS Javier	ESP	15 JUL 1990	12	68.61	
12	COMENENTIA Denzel	NED	25 NOV 1995	3	63.17	SB

	1	2	3	4
1	LITVINOV Sergey 73.78	75.33	76.34	75.62
2	BIGOT Quentin 73.40	74.67	76.15	76.03
3	FAJDEK Pawel x	x	75.26	x
4	ESSER Markus 74.73	74.90	x	x
5	MILLER Nick 72.59	73.56	72.35	
6	JOHANSSON Markus 69.68	72.70	72.30	
7	VIZZONI Nicola 71.08	x	71.38	
8	VYNOHRADOV Yevhen x	x	70.21	
9	BALTACI Özkan 67.73	67.93	69.79	
10	MELICH Lukáš 69.01	69.33	x	
11	CIENFUEGOS Javier 68.61	x	x	
12	COMENENTIA Denzel 63.01	x	63.17	

INTERNET Service: www.european-athletics.org

Timing, Measurement & Data Service by  OMEGA

printed at SUN 22 JUN 2014 19:51

Page 9 of 29

Results

Javelin Throw Men
Final

22 JUN 2014 / 12:30

Rank	Name	Nat	Date of Birth	Order	Result	
1	HOFMANN Andreas	GER	16 DEC 1991	6	86.13	PB
2	TARABIN Dmitriy	RUS	29 OCT 1991	10	83.40	SB
3	BOHDAN Maksym	UKR	27 FEB 1994	12	80.93	
4	BONVECCHIO Norbert	ITA	14 AUG 1985	9	80.37	PB
5	AMB Kim	SWE	31 JUL 1990	11	80.14	
6	AVAN Fatih	TUR	1 JAN 1989	7	78.86	
7	GRZESZCZUK Lukasz	POL	3 MAR 1990	5	78.42	
8	FRYDRYCH Petr	CZE	13 JAN 1988	2	77.54	
9	DORAN Lee	GBR	5 MAR 1985	8	71.29	
10	MEIJER Daan	NED	17 FEB 1983	4	71.25	
11	BARBEITO Borja	ESP	27 MAR 1991	1	67.55	
12	DURECHOU Killian	FRA	15 AUG 1992	3	66.17	

	1	2	3	4
1	HOFMANN Andreas 86.13	x	75.39	77.40
2	TARABIN Dmitriy 83.40	x	x	x
3	BOHDAN Maksym 80.93	x	x	x
4	BONVECCHIO Norbert 80.37	73.58	75.22	73.22
5	AMB Kim 80.14	x	76.57	
6	AVAN Fatih 78.86	x	75.24	
7	GRZESZCZUK Lukasz 78.42	x	x	
8	FRYDRYCH Petr 77.54	77.25	75.89	
9	DORAN Lee x	67.58	71.29	
10	MEIJER Daan 71.25	70.03	68.66	
11	BARBEITO Borja 67.55	65.30	65.43	
12	DURECHOU Killian x	59.79	66.17	

Results

4x100m Relay Men
Final

21 JUN 2014 / 16:45

Rank	Nat	Nation	Lane	Result	
1	GBR	Great Britain & NI	3	38.51	
		1 - KILTY Richard (2 SEP 1989) 3 - ELLINGTON James (6 SEP 1985)	2 - AIKINES-ARYEETEHY H (29 AUG 1988) 4 - GEMILI Adam (6 OCT 1993)		
2	GER	Germany	6	38.88	
		1 - BLUM Christian (10 MAR 1987) 3 - KOSENKOW Alexander (14 MAR 1977)	2 - KNIPPHALS Sven (20 SEP 1985) 4 - REUS Julian (29 APR 1988)		
3	ITA	Italy	7	39.06	
		1 - FERRARO M (6 FEB 1991) 3 - MARANI Diego (27 APR 1990)	2 - DESALU Eseeosa (19 FEB 1994) 4 - OBOU Delmas (25 OCT 1991)		
4	NED	Netherlands	3	39.12	
		1 - CODRINGTON G (17 JUL 1988) 3 - BRUS Wouter (30 SEP 1991)	2 - MARTINA Churandy (3 JUL 1984) 4 - PAULINA Hensley (26 JUN 1993)		
5	POL	Poland	7	39.15	
		1 - KUBACZYK Robert (4 AUG 1986) 3 - MASZTAK Kamil (16 JUL 1984)	2 - ZACZEK Artur (28 FEB 1989) 4 - ZALEWSKI Karol (7 AUG 1993)		
6	UKR	Ukraine	5	39.24	
		1 - KRAVTSOV Roman (18 MAY 1995) 3 - KORZH Vitaliy (5 OCT 1987)	2 - SMELYK Serhiy (19 APR 1987) 4 - SUPRUN Volodymyr (24 JAN 1994)		
7	SWE	Sweden	4	39.33	
		1 - KLING-BAPTISTE Tom (29 AUG 1990) 3 - BRORSSON Alexander (29 MAY 1990)	2 - TÄRNHUVUD Stefan (16 JAN 1985) 4 - ANDERSSON Patrik (29 MAR 1991)		
8	RUS	Russia	5	39.35	
		1 - BREDNEV Aleksandr (4 FEB 1988) 3 - POLOVINKIN Maksim (18 JUN 1990)	2 - PETRYASHOV K (16 DEC 1983) 4 - IDRISOV Mikhail (21 JUN 1988)		
9	ESP	Spain	6	39.85	
		1 - VILES Eduard (8 FEB 1991) 3 - BURRIEL Adrià (18 JAN 1992)	2 - RUIZ Sergio (21 OCT 1989) 4 - RODRÍGUEZ Á (25 APR 1980)		
10	CZE	Czech Republic	2	39.96	
		1 - VELEBA Jan (6 DEC 1986) 3 - JIRKA Jan (5 OCT 1993)	2 - ŠTASTNÝ Lukáš (23 FEB 1991) 4 - DESENSKÝ Michal (1 MAR 1993)		
11	TUR	Turkey	2	40.25	
		1 - AY Aykut (3 AUG 1995) 3 - AKTAS Fatih (26 JAN 1995)	2 - SAFER Izzet (10 JUL 1990) 4 - GULIYEV Ramil (29 MAY 1990)		
	FRA	France	4	DQ	R 170.7
		1 - VINCENT Pierre (20 FEB 1992) 3 - JOHN Jeffrey (6 JUN 1992)	2 - ROMAIN Ken (17 APR 1993) 4 - BASSAW Ben (9 JUL 1989)		

Results

4x100m Relay Men

Heat 1

21 JUN 2014 / 16:45

Rank	Nat	Nation	Lane	Reaction time	Result
1	ITA	Italy	7	0.184	39.06
			1 - FERRARO M (6 FEB 1991)	2 - DESALU Eseosa (19 FEB 1994)	
			3 - MARANI Diego (27 APR 1990)	4 - OBOU Delmas (25 OCT 1991)	
2	NED	Netherlands	3	0.157	39.12
			1 - CODRINGTON G (17 JUL 1988)	2 - MARTINA Churandy (3 JUL 1984)	
			3 - BRUS Wouter (30 SEP 1991)	4 - PAULINA Hensley (26 JUN 1993)	
3	UKR	Ukraine	5	0.170	39.24
			1 - KRAVTSOV Roman (18 MAY 1995)	2 - SMELYK Serhiy (19 APR 1987)	
			3 - KORZH Vitaliy (5 OCT 1987)	4 - SUPRUN Volodymyr (24 JAN 1994)	
4	SWE	Sweden	4	0.154	39.33
			1 - KLING-BAPTISTE Tom (29 AUG 1990)	2 - TÄRNHUVUD Stefan (16 JAN 1985)	
			3 - BRORSSON Alexander (29 MAY 1990)	4 - ANDERSSON Patrik (29 MAR 1991)	
5	ESP	Spain	6	0.165	39.85
			1 - VILES Eduard (8 FEB 1991)	2 - RUIZ Sergio (21 OCT 1989)	
			3 - BURRIEL Adrià (18 JAN 1992)	4 - RODRÍGUEZ Á (25 APR 1980)	
6	TUR	Turkey	2	0.181	40.25
			1 - AY Aykut (3 AUG 1995)	2 - SAFER Izzet (10 JUL 1990)	
			3 - AKTAS Fatih (26 JAN 1995)	4 - GULIYEV Ramil (29 MAY 1990)	


4x100m Relay Men

Heat 2

21 JUN 2014 / 16:51

Rank	Nat	Nation	Lane	Reaction time	Result
1	GBR	Great Britain & NI	3	0.140	38.51
			1 - KILTY Richard (2 SEP 1989)	2 - AIKINES-ARYEETEY H (29 AUG 1988)	
			3 - ELLINGTON James (6 SEP 1985)	4 - GEMILI Adam (6 OCT 1993)	
2	GER	Germany	6	0.146	38.88
			1 - BLUM Christian (10 MAR 1987)	2 - KNIPPHALS Sven (20 SEP 1985)	
			3 - KOSENKOW Alexander (14 MAR 1977)	4 - REUS Julian (29 APR 1988)	
3	POL	Poland	7	0.156	39.15
			1 - KUBACZYK Robert (4 AUG 1986)	2 - ZACZEK Artur (28 FEB 1989)	
			3 - MASZTAK Kamil (16 JUL 1984)	4 - ZALEWSKI Karol (7 AUG 1993)	
4	RUS	Russia	5	0.192	39.35
			1 - BREDNEV Aleksandr (4 FEB 1988)	2 - PETRYASHOV K (16 DEC 1983)	
			3 - POLOVINKIN Maksim (18 JUN 1990)	4 - IDRISOV Mikhail (21 JUN 1988)	
5	CZE	Czech Republic	2	0.166	39.96
			1 - VELEBA Jan (6 DEC 1986)	2 - ŠTASTNÝ Lukáš (23 FEB 1991)	
			3 - JIRKA Jan (5 OCT 1993)	4 - DESENSKÝ Michal (1 MAR 1993)	
	FRA	France	4	0.186	DQ
			1 - VINCENT Pierre (20 FEB 1992)	2 - ROMAIN Ken (17 APR 1993)	
			3 - JOHN Jeffrey (6 JUN 1992)	4 - BASSAW Ben (9 JUL 1989)	R 170.7

INTERNET Service: www.european-athletics.org

Timing, Measurement & Data Service by  OMEGA

printed at SUN 22 JUN 2014 19:51

Page 12 of 29

Results

4x400m Relay Men
Final

22 JUN 2014 / 16:42

Rank	Nat	Nation	Lane	Result	
1	RUS	Russia	6	3:02.68	
1 - DYLDIN Maksim (15 MAY 1987) 2 - MOSIN Lev (7 DEC 1992) 3 - TRENKHIN Pavel (24 MAR 1986) 4 - KRASNOV Vladimir (19 AUG 1990)					
2	FRA	France	2	3:03.05	
1 - ANNE Mame-Ibra (7 NOV 1989) 2 - VENEL Teddy (16 MAR 1985) 3 - MACEDOT Marc (15 SEP 1988) 4 - JORDIER Thomas (12 AUG 1994)					
3	GER	Germany	5	3:03.18	
1 - RIGAU Miguel (22 JUL 1985) 2 - GABA Kamghe (13 JAN 1984) 3 - GOLLNOW David (8 APR 1989) 4 - SCHNEIDER Thomas (7 NOV 1988)					
4	GBR	Great Britain & NI	3	3:03.44	
1 - STEELE Andrew (19 SEP 1984) 2 - EVANS Rory (19 NOV 1989) 3 - YOUSIF Rabah (11 DEC 1986) 4 - DUNN Jarryd (30 JAN 1992)					
5	POL	Poland	4	3:03.93	
1 - KRAWCZUK Lukasz (15 JUN 1989) 2 - JAROS Andrzej (19 JUL 1990) 3 - FÓRMANSKI Mateusz (22 FEB 1991) 4 - OMEK Rafal (16 JAN 1989)					
6	NED	Netherlands	2	3:06.56	
1 - BLAUWHOF Bjorn (10 DEC 1990) 2 - WIELART Jürgen (17 JAN 1992) 3 - PETERS Bram (6 FEB 1992) 4 - AGARD Terrence (16 APR 1990)					
7	UKR	Ukraine	7	3:07.00	
1 - POZDNYAKOV Oleksiy (1 APR 1995) 2 - HUTSOL Yevhen (13 MAY 1990) 3 - BIKULOV Dmytro (11 JUL 1990) 4 - BURAKOV Volodymyr (6 MAY 1985)					
8	ESP	Spain	4	3:07.01	
1 - UJAKPOR Mark (18 JAN 1987) 2 - GARCÍA Samuel (4 DEC 1991) 3 - BUA Lucas (12 JAN 1994) 4 - ARENAS Julio (24 APR 1993)					
9	TUR	Turkey	3	3:08.25	
1 - KOCABEYOGLU B (14 JUL 1991) 2 - KILIÇ Halit (1 MAR 1992) 3 - ALTINTAS Batuhan (26 APR 1996) 4 - CAN Yavuz (23 FEB 1987)					
10	SWE	Sweden	5	3:10.12	
1 - FRANCOIS Felix (8 NOV 1990) 2 - BERGRAHM Axel (11 APR 1992) 3 - ÅSTRAND Oliwer (21 JAN 1992) 4 - MARTINSSON Erik (25 SEP 1996)					
	CZE	Czech Republic	7	DQ	R 170.19
1 - ŠORM Patrik (21 NOV 1993) 2 - NEMECEK Daniel (11 AUG 1991) 3 - DESENSKÝ Michal (1 MAR 1993) 4 - TESAR Jan (26 MAR 1990)					
	ITA	Italy	6	DQ	R 163.2
1 - RE Davide (16 MAR 1993) 2 - JUAREZ Isalbet (20 DEC 1987) 3 - VALENTINI Lorenzo (13 APR 1991) 4 - GALVAN Matteo (24 AUG 1988)					

Results

4x400m Relay Men

Heat 1

22 JUN 2014 / 16:42

Rank	Nat	Nation	Lane	Reaction time	Result
1	NED	Netherlands	2	0.179	3:06.56
			1 - BLAUWHOF Bjorn (10 DEC 1990)	2 - WIELART Jürgen (17 JAN 1992)	
			3 - PETERS Bram (6 FEB 1992)	4 - AGARD Terrence (16 APR 1990)	
2	ESP	Spain	4	0.161	3:07.01
			1 - UJAKPOR Mark (18 JAN 1987)	2 - GARCÍA Samuel (4 DEC 1991)	
			3 - BUA Lucas (12 JAN 1994)	4 - ARENAS Julio (24 APR 1993)	
3	TUR	Turkey	3	0.249	3:08.25
			1 - KOCABEYOGLU B (14 JUL 1991)	2 - KILIÇ Halit (1 MAR 1992)	
			3 - ALTINTAS Batuhan (26 APR 1996)	4 - CAN Yavuz (23 FEB 1987)	
4	SWE	Sweden	5	0.179	3:10.12
			1 - FRANCOIS Felix (8 NOV 1990)	2 - BERGRAHM Axel (11 APR 1992)	
			3 - ÅSTRAND Oliwer (21 JAN 1992)	4 - MARTINSSON Erik (25 SEP 1996)	
	CZE	Czech Republic	7	0.200	DQ
			1 - ŠORM Patrik (21 NOV 1993)	2 - NEMEČEK Daniel (11 AUG 1991)	R 170.19
			3 - DESENSKÝ Michal (1 MAR 1993)	4 - TESAR Jan (26 MAR 1990)	
	ITA	Italy	6	0.172	DQ
			1 - RE Davide (16 MAR 1993)	2 - JUAREZ Isalbet (20 DEC 1987)	R 163.2
			3 - VALENTINI Lorenzo (13 APR 1991)	4 - GALVAN Matteo (24 AUG 1988)	


4x400m Relay Men

Heat 2

22 JUN 2014 / 16:51

Rank	Nat	Nation	Lane	Reaction time	Result
1	RUS	Russia	6	0.185	3:02.68
			1 - DYLDIN Maksim (15 MAY 1987)	2 - MOSIN Lev (7 DEC 1992)	
			3 - TRENKHIN Pavel (24 MAR 1986)	4 - KRASNOV Vladimir (19 AUG 1990)	
2	FRA	France	2	0.162	3:03.05
			1 - ANNE Mame-Ibra (7 NOV 1989)	2 - VENEL Teddy (16 MAR 1985)	
			3 - MACEDOT Marc (15 SEP 1988)	4 - JORDIER Thomas (12 AUG 1994)	
3	GER	Germany	5	0.179	3:03.18
			1 - RIGAU Miguel (22 JUL 1985)	2 - GABA Kamghe (13 JAN 1984)	
			3 - GOLLNOW David (8 APR 1989)	4 - SCHNEIDER Thomas (7 NOV 1988)	
4	GBR	Great Britain & NI	3	0.219	3:03.44
			1 - STEELE Andrew (19 SEP 1984)	2 - EVANS Rory (19 NOV 1989)	
			3 - YOUSIF Rabah (11 DEC 1986)	4 - DUNN Jarryd (30 JAN 1992)	
5	POL	Poland	4	0.163	3:03.93
			1 - KRAWCZUK Lukasz (15 JUN 1989)	2 - JAROS Andrzej (19 JUL 1990)	
			3 - FÓRMANSKI Mateusz (22 FEB 1991)	4 - OMELKO Rafal (16 JAN 1989)	
6	UKR	Ukraine	7	0.190	3:07.00
			1 - POZDNYAKOV Oleksiy (1 APR 1995)	2 - HUTSOL Yevhen (13 MAY 1990)	
			3 - BIKULOV Dmytro (11 JUL 1990)	4 - BURAKOV Volodymyr (6 MAY 1985)	

INTERNET Service: www.european-athletics.org

Timing, Measurement & Data Service by  OMEGA

printed at SUN 22 JUN 2014 19:51

Page 14 of 29

Results

B-race 100m Men

Final

20 JUN 2014 / 13:14

Rank	Name	Nat	Date of Birth	Lane	Result	
1	OGARKOV Denis	RUS	3 JUL 1993	5	10.60	SB
2	BASSAW Ben	FRA	9 JUL 1989	6	10.63	
3	ROBERTSON Andrew	GBR	17 DEC 1990	5	10.65	
4	ZACZEK Artur	POL	28 FEB 1989	3	10.73	
5	MASZTAK Kamil	POL	16 JUL 1984	4	10.76	
5	PAULINA Hensley	NED	26 JUN 1993	2	10.76	
7	BRUS Wouter	NED	30 SEP 1991	3	10.78	
8	FELLER Jerrel	NED	9 JUN 1987	2	10.92	
9	ROMAIN Ken	FRA	17 APR 1993	4	11.02	

B-race 100m Men

Heat 1

20 JUN 2014 / 13:14

Wind: +1.0 m/s

Rank	Name	Nat	Date of Birth	Lane	Reaction time	Result	
1	OGARKOV Denis	RUS	3 JUL 1993	5	0.147	10.60	SB
2	ZACZEK Artur	POL	28 FEB 1989	3	0.131	10.73	
3	MASZTAK Kamil	POL	16 JUL 1984	4	0.143	10.76	
4	FELLER Jerrel	NED	9 JUN 1987	2	0.163	10.92	

B-race 100m Men

Heat 2

20 JUN 2014 / 13:21

Wind: +0.3 m/s

Rank	Name	Nat	Date of Birth	Lane	Reaction time	Result	
1	BASSAW Ben	FRA	9 JUL 1989	6	0.163	10.63	
2	ROBERTSON Andrew	GBR	17 DEC 1990	5	0.149	10.65	
3	PAULINA Hensley	NED	26 JUN 1993	2	0.142	10.76	
4	BRUS Wouter	NED	30 SEP 1991	3	0.158	10.78	
5	ROMAIN Ken	FRA	17 APR 1993	4	0.163	11.02	

100m Women

Final

21 JUN 2014 / 13:00

Rank	Name	Nat	Date of Birth	Lane	Result	
1	SOUARÉ Myriam	FRA	29 OCT 1986	3	11.35	
2	SAMUEL Jamile	NED	24 APR 1992	5	11.42	
3	SAILER Verena	GER	16 OCT 1985	4	11.45	
4	STUY Hrystyna	UKR	3 FEB 1988	6	11.51	
5	CECHOVÁ Katerina	CZE	21 MAR 1988	2	11.65	
6	JOHNCOCK Rachel	GBR	4 OCT 1993	5	11.77	
7	BUSK Daniella	SWE	11 AUG 1993	1	11.83	
8	ALLOH Audrey	ITA	21 JUL 1987	1	11.86	
9	VORONENKOVA Yekaterina	RUS	8 SEP 1988	3	11.91	
10	WEDLER Weronika	POL	17 JUL 1989	6	11.96	
11	GARCÍA Estela	ESP	20 MAR 1989	4	12.09	
12	KARAKUS Nimet	TUR	23 JAN 1993	2	12.88	

Results

100m Women

Heat 1

21 JUN 2014 / 13:00

Wind: -2.9 m/s

Rank	Name	Nat	Date of Birth	Lane	Reaction time	Result
1	JOHNCOCK Rachel	GBR	4 OCT 1993	5	0.151	11.77
2	BUSK Daniella	SWE	11 AUG 1993	1	0.184	11.83
3	VORONENKOVA Yekaterina	RUS	8 SEP 1988	3	0.159	11.91
4	WEDLER Weronika	POL	17 JUL 1989	6	0.151	11.96
5	GARCÍA Estela	ESP	20 MAR 1989	4	0.168	12.09
6	KARAKUS Nimet	TUR	23 JAN 1993	2	0.184	12.88

100m Women

Heat 2

21 JUN 2014 / 13:07

Wind: -0.9 m/s

Rank	Name	Nat	Date of Birth	Lane	Reaction time	Result
1	SOMARÉ Myriam	FRA	29 OCT 1986	3	0.149	11.35
2	SAMUEL Jamile	NED	24 APR 1992	5	0.156	11.42
3	SAILER Verena	GER	16 OCT 1985	4	0.138	11.45
4	STUY Hrustyna	UKR	3 FEB 1988	6	0.155	11.51
5	CECHOVÁ Katerina	CZE	21 MAR 1988	2	0.148	11.65
6	ALLOH Audrey	ITA	21 JUL 1987	1	0.153	11.86

200m Women

Final

22 JUN 2014 / 14:38

Rank	Name	Nat	Date of Birth	Lane	Result
1	SCHIPPERS Dafne	NED	15 JUN 1992	5	22.74
2	POHREBNYAK Nataliya	UKR	19 FEB 1988	6	23.13
3	ONUORA Anyika	GBR	28 OCT 1984	2	23.24
4	GALAIS Jennifer	FRA	7 MAR 1992	4	23.35
5	EKELUND Irene	SWE	8 MAR 1997	7	23.55
6	HAASE Rebekka	GER	2 JAN 1993	4	23.64
7	SAVLINIS Yelizaveta	RUS	14 AUG 1987	3	23.86
8	WEDLER Weronika	POL	17 JUL 1989	3	24.03
9	ROSOLOVÁ Denisa	CZE	21 AUG 1986	7	24.04
10	SIRAGUSA Irene	ITA	23 JUN 1993	5	24.08
11	GARCÍA Estela	ESP	20 MAR 1989	6	24.40
12	AGAN Sibel	TUR	5 JUL 1988	2	25.99

200m Women

Heat 1

22 JUN 2014 / 14:38

Wind: +1.3 m/s

Rank	Name	Nat	Date of Birth	Lane	Reaction time	Result
1	HAASE Rebekka	GER	2 JAN 1993	4	0.179	23.64
2	WEDLER Weronika	POL	17 JUL 1989	3	0.163	24.03
3	ROSOLOVÁ Denisa	CZE	21 AUG 1986	7	0.198	24.04
4	SIRAGUSA Irene	ITA	23 JUN 1993	5	0.150	24.08
5	GARCÍA Estela	ESP	20 MAR 1989	6	0.200	24.40
6	AGAN Sibel	TUR	5 JUL 1988	2	0.164	25.99

Results

200m Women

Heat 2

22 JUN 2014 / 14:44

Wind: +1.2 m/s

Rank	Name	Nat	Date of Birth	Lane	Reaction time	Result
1	SCHIPPERS Dafne	NED	15 JUN 1992	5	0.157	22.74
2	POHREBNYAK Nataliya	UKR	19 FEB 1988	6	0.172	23.13
3	ONUORA Anyika	GBR	28 OCT 1984	2	0.172	23.24
4	GALAIS Jennifer	FRA	7 MAR 1992	4	0.174	23.35
5	EKELUND Irene	SWE	8 MAR 1997	7	0.213	23.55
6	SAVLINIS Yelizaveta	RUS	14 AUG 1987	3	0.186	23.86

400m Women

Final

21 JUN 2014 / 15:46

Rank	Name	Nat	Date of Birth	Lane	Result	
1	TAMKOVA Alena	RUS	30 MAY 1990	6	51.72	
2	CREMER Esther	GER	29 MAR 1988	2	52.23	
3	ZEMLYAK Olha	UKR	16 JAN 1990	4	52.28	
4	GRENOT Libania	ITA	12 JUL 1983	7	52.46	
5	GUEI Floria	FRA	2 MAY 1990	5	52.58	
6	BOKESA Aauri Lorena	ESP	14 DEC 1988	4	52.71	
7	COX Shana	GBR	22 JAN 1985	3	52.91	
8	GHAFOOR Madiea	NED	9 SEP 1992	5	53.04	
9	SWIETY Justyna	POL	3 DEC 1992	6	53.32	
10	MASNÁ Lenka	CZE	22 APR 1985	7	54.32	
11	MAGNUSSON Josefin	SWE	22 SEP 1989	3	54.42	
12	ENGIN Birsen	TUR	18 OCT 1980	2	56.84	SB

400m Women

Heat 1

21 JUN 2014 / 15:46

Rank	Name	Nat	Date of Birth	Lane	Reaction time	Result	
1	BOKESA Aauri Lorena	ESP	14 DEC 1988	4	0.177	52.71	
2	GHAFOOR Madiea	NED	9 SEP 1992	5	0.198	53.04	
3	SWIETY Justyna	POL	3 DEC 1992	6	0.201	53.32	
4	MASNÁ Lenka	CZE	22 APR 1985	7	0.175	54.32	
5	MAGNUSSON Josefin	SWE	22 SEP 1989	3	0.180	54.42	
6	ENGIN Birsen	TUR	18 OCT 1980	2	0.187	56.84	SB

400m Women

Heat 2

21 JUN 2014 / 15:54

Rank	Name	Nat	Date of Birth	Lane	Reaction time	Result
1	TAMKOVA Alena	RUS	30 MAY 1990	6	0.188	51.72
2	CREMER Esther	GER	29 MAR 1988	2	0.142	52.23
3	ZEMLYAK Olha	UKR	16 JAN 1990	4	0.183	52.28
4	GRENOT Libania	ITA	12 JUL 1983	7	0.167	52.46
5	GUEI Floria	FRA	2 MAY 1990	5	0.217	52.58
6	COX Shana	GBR	22 JAN 1985	3	0.193	52.91

Results

800m Women Final

21 JUN 2014 / 14:22

Rank	Name	Nat	Date of Birth	Lane	Result	
1	POISTOGOVA Yekaterina	RUS	1 MAR 1991	2	2:02.65	
2	LAMOTE Renelle	FRA	26 DEC 1993	5	2:03.36	
3	LYAKHOVA Olha	UKR	18 MAR 1992	3	2:03.39	
4	KOHLMANN Fabienne	GER	6 NOV 1989	7	2:03.51	
5	RAHMOUNI Khadija	ESP	30 NOV 1986	4	2:03.69	
6	CICHOCKA Angelika	POL	15 MAR 1988	6	2:03.70	
7	MEADOWS Jenny	GBR	17 APR 1981	8	2:03.97	
8	MASNÁ Lenka	CZE	22 APR 1985	4	2:04.13	
9	LINDH Lovisa	SWE	9 JUL 1991	2	2:04.19	SB
10	MILANI Marta	ITA	9 MAR 1987	1	2:04.54	
11	VERSTEGEN Sanne	NED	10 NOV 1985	6	2:05.20	
12	KOYUNCU Tugba	TUR	16 FEB 1991	8	2:11.87	

Intermediate times: 400m 1:01.32 LYAKHOVA Olha (UKR)
600m 1:32.90 LYAKHOVA Olha (UKR)

1500m Women Final

22 JUN 2014 / 14:08

Rank	Name	Nat	Date of Birth	Order	Result	
1	AREGAWI Abeba	SWE	5 JUL 1990	4	4:14.20	
2	SHCHAGINA Anna	RUS	7 DEC 1991	3	4:15.04	
3	PRYSHCHEPA Nataliya	UKR	11 SEP 1994	5	4:15.71	
4	DEL BUONO Federica	ITA	12 DEC 1994	2	4:16.01	
5	ENGLAND Hannah	GBR	6 MAR 1987	1	4:16.88	
6	URBANIK Danuta	POL	24 DEC 1989	10	4:17.24	
7	KOSTER Maureen	NED	3 JUL 1992	9	4:17.95	
8	MEZULIÁŇIKOVÁ Diana	CZE	10 APR 1992	7	4:18.47	
9	MACÍAS Isabel	ESP	11 AUG 1984	6	4:18.54	SB
10	FEDRONIC Justine	FRA	11 MAY 1991	8	4:19.10	SB
11	SUJEW Eliina	GER	2 NOV 1990	11	4:20.27	
12	KAYA Özlem	TUR	20 APR 1990	12	4:22.35	PB

Intermediate times: 400m 1:11.86 ENGLAND Hannah (GBR)
800m 2:26.46 ENGLAND Hannah (GBR)
1200m 3:30.42 AREGAWI Abeba (SWE)


3000m Women Final

21 JUN 2014 / 14:32

Rank	Name	Nat	Date of Birth	Order	Result	
1	HASSAN Sifan	NED	1 JAN 1993	11	8:45.24	CR,EL
2	KOROBKINA Yelena	RUS	25 NOV 1990	5	8:51.00	PB
3	FERNÁNDEZ Nuria	ESP	16 AUG 1976	8	8:51.54	
4	MÁKI Kristiina	CZE	22 SEP 1991	9	8:51.69	NR
5	MAGNANI Margherita	ITA	26 FEB 1987	4	8:51.82	PB
6	PLIS Renata	POL	5 FEB 1985	12	8:52.55	
7	CALVIN Clémence	FRA	17 MAY 1990	10	8:54.29	
8	SUJEW Diana	GER	2 NOV 1990	1	8:54.50	
9	AVERY Kate	GBR	10 OCT 1991	3	8:56.24	PB
10	AYDEMİR Esmá	TUR	1 JAN 1992	2	9:20.77	
11	NILSSON Linn	SWE	15 OCT 1990	6	9:22.34	PB
12	SHMIDT Svitlana	UKR	20 MAR 1990	7	9:38.44	

Intermediate times: 1000m 3:02.17 CALVIN Clémence (FRA)
2000m 5:59.99 CALVIN Clémence (FRA)

INTERNET Service: www.european-athletics.org

Timing, Measurement & Data Service by  OMEGA

printed at SUN 22 JUN 2014 19:51

Page 18 of 29

Results

5000m Women

Final

22 JUN 2014 / 15:31

Rank	Name	Nat	Date of Birth	Order	Result
1	BAHTA Meraf	SWE	24 JUN 1989	5	15:36.36
2	BULUT Gamze	TUR	3 AUG 1992	1	15:37.70
3	VIOLA Giulia	ITA	24 APR 1991	3	15:40.30
4	VASTENBURG Jip	NED	21 MAR 1994	10	15:40.74
5	POTTER Beth	GBR	27 DEC 1991	2	15:42.22
6	KULYATINA Alla	RUS	9 JUN 1990	4	15:42.80
7	TRABY Laila	FRA	26 MAR 1979	9	15:48.23
8	JARZYNSKA Karolina	POL	6 SEP 1981	11	15:49.40
9	CHECA Dolores	ESP	27 DEC 1982	7	15:51.99
10	MOCKENHAUPT Sabrina	GER	6 DEC 1980	12	15:58.47
11	SEKANOVA Lucie	CZE	5 AUG 1989	8	16:23.77
12	HODAKYVSKA Mariya	UKR	4 JAN 1994	6	17:02.51

Intermediate times:

1000m	3:17.88	CHECA Dolores (ESP)
2000m	6:23.72	CHECA Dolores (ESP)
3000m	9:36.53	KULYATINA Alla (RUS)
4000m	12:42.38	KULYATINA Alla (RUS)

3000m Steeplechase Women

Final

21 JUN 2014 / 15:29

Rank	Name	Nat	Date of Birth	Order	Result
1	FOUGBERG Charlotta	SWE	19 JUN 1985	7	9:35.92
2	MÖLDNER-SCHMIDT Antje	GER	13 JUN 1984	2	9:40.21
3	KOWALSKA Katarzyna	POL	7 APR 1985	1	9:41.78
4	MARTÍN Diana	ESP	1 APR 1981	9	9:42.18
5	DOSEYKINA Yekaterina	RUS	30 MAR 1990	6	9:42.61
6	PERRAUX Claire	FRA	6 OCT 1987	11	9:49.64
7	WAITE Lennie	GBR	4 MAY 1986	4	9:52.45
8	KAYA Özlem	TUR	20 APR 1990	3	9:58.97
9	ROFFINO Valeria	ITA	9 APR 1990	5	10:02.56
10	RAYTA Oksana	UKR	5 MAR 1993	8	10:28.43
11	NOVOTNÁ Tereza	CZE	20 MAY 1992	10	11:12.37
12	VERSTRATEN Jolanda	NED	26 JUN 1983	12	11:19.97

Intermediate times:

1000m	3:12.20	MARTÍN Diana (ESP)
2000m	6:27.13	MARTÍN Diana (ESP)


100m Hurdles Women

Final

22 JUN 2014 / 13:35

Rank	Name	Nat	Date of Birth	Lane	Result
1	BILLAUD Cindy	FRA	11 MAR 1986	3	12.66
2	HILDEBRAND Nadine	GER	20 SEP 1987	5	12.80
3	KONDAKOVA Yuliya	RUS	4 DEC 1981	2	12.86
4	PLATITSYNA Hanna	UKR	1 JAN 1987	4	12.93
5	BAKKER Sharona	NED	12 APR 1990	1	12.95
6	KOLECZEK Karolina	POL	15 JAN 1993	3	13.13
7	CARAVELLI Marzia	ITA	23 OCT 1981	4	13.13
8	SOLOMON Serita	GBR	1 MAR 1990	5	13.22
9	ŠKROBÁKOVÁ Lucie	CZE	4 JAN 1982	6	13.33
10	WESTERLUND Elin	SWE	4 FEB 1990	1	13.60
11	ERRANDONEA Teresa	ESP	15 NOV 1994	2	13.67
12	APAK Sema	TUR	17 AUG 1985	6	14.25

INTERNET Service: www.european-athletics.org

Timing, Measurement & Data Service by  OMEGA

printed at SUN 22 JUN 2014 19:51

Page 19 of 29

Results

100m Hurdles Women

Heat 1

22 JUN 2014 / 13:35

Wind: -0.4 m/s

Rank	Name	Nat	Date of Birth	Lane	Reaction time	Result	
1	KOLECZEK Karolina	POL	15 JAN 1993	3	0.150	13.13	=PB
2	CARAVELLI Marzia	ITA	23 OCT 1981	4	0.156	13.13	
3	SOLOMON Serita	GBR	1 MAR 1990	5	0.172	13.22	SB
4	WESTERLUND Elin	SWE	4 FEB 1990	1	0.155	13.60	
5	ERRANDONEA Teresa	ESP	15 NOV 1994	2	0.137	13.67	PB
6	APAK Sema	TUR	17 AUG 1985	6	0.152	14.25	SB

100m Hurdles Women

Heat 2

22 JUN 2014 / 13:42

Wind: +1.8 m/s

Rank	Name	Nat	Date of Birth	Lane	Reaction time	Result	
1	BILLAUD Cindy	FRA	11 MAR 1986	3	0.167	12.66	CR
2	HILDEBRAND Nadine	GER	20 SEP 1987	5	0.166	12.80	PB
3	KONDAKOVA Yuliya	RUS	4 DEC 1981	2	0.150	12.86	SB
4	PLATITSYNA Hanna	UKR	1 JAN 1987	4	0.170	12.93	PB
5	BAKKER Sharona	NED	12 APR 1990	1	0.146	12.95	PB
6	ŠKROBÁKOVÁ Lucie	CZE	4 JAN 1982	6	0.187	13.33	

400m Hurdles Women

Final

21 JUN 2014 / 15:01

Rank	Name	Nat	Date of Birth	Lane	Result	
1	RYZHYKOVA Hanna	UKR	24 NOV 1989	4	55.00	SB
2	CHILD Eilidh	GBR	20 FEB 1987	6	55.36	
3	DAVYDOVA Irina	RUS	27 MAY 1988	5	55.79	
4	ROSOLOVÁ Denisa	CZE	21 AUG 1986	7	56.10	
5	KLOPSCH Christiane	GER	21 AUG 1990	3	56.38	
6	LINKIEWICZ Joanna	POL	2 MAY 1990	6	56.62	
7	PEDROSO Yadisleidy	ITA	28 JAN 1987	2	56.70	
8	SOTOMAYOR Laura	ESP	22 APR 1986	5	57.32	
9	ANACHARSIS Phara	FRA	17 DEC 1983	4	58.22	
10	PERSSON Frida	SWE	14 DEC 1989	2	58.82	
11	SANLI Emel	TUR	7 JUL 1993	7	59.79	
12	WOUTERSEN Graciella	NED	24 MAR 1988	3	59.98	PB

400m Hurdles Women

Heat 1

21 JUN 2014 / 15:01

Rank	Name	Nat	Date of Birth	Lane	Reaction time	Result	
1	LINKIEWICZ Joanna	POL	2 MAY 1990	6	0.185	56.62	
2	SOTOMAYOR Laura	ESP	22 APR 1986	5	0.171	57.32	
3	ANACHARSIS Phara	FRA	17 DEC 1983	4	0.210	58.22	
4	PERSSON Frida	SWE	14 DEC 1989	2	0.168	58.82	
5	SANLI Emel	TUR	7 JUL 1993	7	0.190	59.79	
6	WOUTERSEN Graciella	NED	24 MAR 1988	3	0.339	59.98	PB

Results

400m Hurdles Women

Heat 2

21 JUN 2014 / 15:07

Rank	Name	Nat	Date of Birth	Lane	Reaction time	Result	
1	RYZHYKOVA Hanna	UKR	24 NOV 1989	4	0.172	55.00	SB
2	CHILD Eilidh	GBR	20 FEB 1987	6	0.171	55.36	
3	DAVYDOVA Irina	RUS	27 MAY 1988	5	0.220	55.79	
4	ROSOLOVÁ Denisa	CZE	21 AUG 1986	7	0.206	56.10	
5	KLOPSCH Christiane	GER	21 AUG 1990	3	0.198	56.38	
6	PEDROSO Yadisleidy	ITA	28 JAN 1987	2	0.201	56.70	

High Jump Women

Final

22 JUN 2014 / 12:45

Rank	Name	Nat	Date of Birth	Order	Result	
1	KUCHINA Mariya	RUS	14 JAN 1993	11	1.95	
2	OKUNEVA Oksana	UKR	14 MAR 1990	1	1.95	
3	BEITIA Ruth	ESP	1 APR 1979	2	1.90	
3	LICWINKO Kamila	POL	22 MAR 1986	6	1.90	
5	JUNGFLEISCH Marie-Laurence	GER	7 OCT 1990	7	1.87	
6	HRUBÁ Michaela	CZE	21 FEB 1998	3	1.87	=PB
7	NOORMAN Sietske	NED	16 JUL 1991	5	1.83	
7	YÜRSEL Burcu	TUR	3 MAY 1990	8	1.83	
9	FURLANI Erika	ITA	2 JAN 1996	10	1.83	
10	NORDSTRÖM My	SWE	27 APR 1990	12	1.83	SB
11	POOLEY Isobel	GBR	21 DEC 1992	9	1.83	
12	DELOPHONT Dior	FRA	19 OCT 1994	4	1.79	

		1.60	1.65	1.70	1.75	1.79	1.83	1.87	1.90	1.93	1.95	1.97	2.00
1	KUCHINA Mariya	-	-	-	-	o	o	o	o	xo	xo	-	xxr
2	OKUNEVA Oksana	-	-	-	-	o	o	xo	o	o	xxo	x	
3	BEITIA Ruth	-	-	-	-	o	o	o	xo	xxx			
3	LICWINKO Kamila	-	-	-	-	o	o	o	xo	xxx			
5	JUNGFLEISCH M	-	-	-	o	o	o	o	xxx				
6	HRUBÁ Michaela	-	-	xo	o	o	xxo	o	x				
7	NOORMAN Sietske	-	-	o	o	o	o	xxx					
7	YÜRSEL Burcu	-	-	o	o	o	o	xxx					
9	FURLANI Erika	-	-	o	o	xo	o	xxx					
10	NORDSTRÖM My	-	-	-	o	xo	xo	xx					
11	POOLEY Isobel	-	-	-	-	o	xxo	xx					
12	DELOPHONT Dior	-	-	o	o	o	xxx						


Pole Vault Women

Final

21 JUN 2014 / 12:35

Rank	Name	Nat	Date of Birth	Order	Result	
1	SIDOROVA Anzhelika	RUS	28 JUN 1991	12	4.65	=EL
2	SVOBODOVÁ Jirina	CZE	20 MAY 1986	4	4.60	SB
3	BAUER Katharina	GER	12 JUN 1990	8	4.40	
4	FIACK Marion	FRA	13 OCT 1992	5	4.35	
5	AGIRRE Naroa	ESP	15 MAY 1979	3	4.25	
6	MEIJER Michaela	SWE	30 JUL 1993	1	4.25	SB
7	GALIART Rianna	NED	22 NOV 1985	6	4.15	SB
7	MALAVISI Sonia	ITA	31 OCT 1994	11	4.15	
9	BRYAN Lucy	GBR	22 MAY 1995	10	4.00	
10	PARLAK Demet	TUR	26 JUL 1996	9	3.60	
	KOZLOVA Kateryna	UKR	14 SEP 1989	2	NM	
	ROGOWSKA Anna	POL	21 MAY 1981	7	NM	

INTERNET Service: www.european-athletics.org

Timing, Measurement & Data Service by  OMEGA

printed at SUN 22 JUN 2014 19:51

Page 21 of 29

Results

Final (cont.)

Final		3.60	3.80	4.00	4.15	4.25	4.35	4.40	4.45	4.50	4.55	4.60	4.65	4.70
1	SIDOROVA Anzhelika	-	-	-	-	-	o	-	xo	-	o	xo	o	xr
2	SVOBODOVÁ Jirina	-	-	-	-	-	o	-	o	-	xo	o	xxx	
3	BAUER Katharina	-	-	-	-	o	xo	o	xxx					
4	FIACK Marion	-	-	-	o	o	o	xxx						
5	AGIRRE Naroa	-	o	o	o	xo	xxx							
6	MEIJER Michaela	-	-	o	xo	xo	xx							
7	GALIART Rianna	-	o	o	xo	xxx								
7	MALAVISI Sonia	-	-	o	xo	xxx								
9	BRYAN Lucy	-	-	o	-	xxx								
10	PARLAK Demet	o	xxx											
	KOZLOVA Kateryna	-	-	xxx										
	ROGOWSKA Anna	-	-	-	-	-	-	xxx						

Long Jump Women

Final 22 JUN 2014 / 15:35

Rank	Name	Nat	Date of Birth	Order	Result	
1	MIHAMBO Malaika	GER	3 FEB 1994	9	6.90	CR,EL
2	LESUEUR Éloyse	FRA	15 JUL 1988	6	6.87	
3	JARDER Erica	SWE	2 APR 1986	2	6.67	PB
4	VICENZINO Tania	ITA	1 APR 1986	12	6.51	
5	JOVER María Del Mar	ESP	21 APR 1988	4	6.45	
6	KUCHERENKO Olga	RUS	5 NOV 1985	1	6.43	
7	KORNUTA Anna	UKR	10 NOV 1988	3	6.31	
8	DOBIJA Teresa	POL	9 OCT 1982	8	6.30	
9	SAWYERS Jazmin	GBR	21 MAY 1994	11	6.27	
10	VISSER Nadine	NED	9 FEB 1995	7	6.23	
11	MUTAY Büsra	TUR	7 FEB 1994	10	6.15	
12	KOREŠOVÁ Jana	CZE	8 APR 1981	5	6.06	

	1	2	3	4
1	MIHAMBO Malaika 6.90 (+1.5)	6.71 (+1.7)	6.90 (+2.4)	6.53 (+0.1)
2	LESUEUR Éloyse 6.48 (-0.5)	6.87 (+2.3)	x (+0.7)	6.68 (+1.8)
3	JARDER Erica 6.65 (+1.9)	6.67 (+0.9)	x (-1.6)	6.26 (-2.2)
4	VICENZINO Tania 6.51 (+1.8)	6.19 (+1.0)	6.42 (+2.2)	x (+2.7)
5	JOVER M 6.45 (+0.4)	5.77 (+1.3)	x (+3.1)	
6	KUCHERENKO Olga 6.43 (+2.5)	6.43 (-0.8)	x (-0.2)	
7	KORNUTA Anna 5.84 (0.0)	6.31 (+0.3)	x (+2.4)	
8	DOBIJA Teresa 6.30 (+2.9)	x (-1.3)	6.18 (+2.2)	
9	SAWYERS Jazmin 6.10 (+0.8)	x (+2.1)	6.27 (+0.9)	
10	VISSER Nadine 6.02 (0.0)	6.23 (+3.7)	6.04 (+0.6)	
11	MUTAY Büsra 6.15 (+1.9)	5.85 (-0.2)	5.88 (+3.5)	
12	KOREŠOVÁ Jana 5.94 (-1.9)	6.06 (-0.1)	x (+0.8)	

Triple Jump Women

Final 21 JUN 2014 / 13:50

Rank	Name	Nat	Date of Birth	Order	Result	
1	KONEVA Yekaterina	RUS	25 SEP 1988	2	14.55	
2	SALADUKHA Olha	UKR	4 JUN 1983	4	14.33	SB
3	ELBE Jenny	GER	18 APR 1990	10	14.01	
4	JAGACIAK Anna	POL	10 FEB 1990	9	13.95	
5	STRÖM Angelica	SWE	15 SEP 1981	3	13.43	PB
6	MÁJKOVÁ Lucie	CZE	9 JUL 1988	6	13.34	
7	ALDAMA Yamilé	GBR	14 AUG 1972	12	13.31	
8	ASSANI ISSOUF Jeanine	FRA	17 AUG 1992	7	13.28	
9	PELETEIRO Ana	ESP	2 DEC 1995	5	13.09	
10	LA MANTIA Simona	ITA	14 APR 1983	1	13.06	
11	SINMEZ SERBEST Sevim	TUR	20 APR 1987	11	12.86	
12	RITZEN Nora	NED	3 JUL 1993	8	12.58	

Results

Final (cont.)

Final		1	2	3	4
1	KONEVA Yekaterina	13.77 (-0.6)	14.55 (-0.9)	14.29 (-0.7)	14.20 (-0.2)
2	SALADUKHA Olha	x (-0.7)	x (+1.4)	14.33 (+1.4)	14.17 (+1.4)
3	ELBE Jenny	13.64 (0.0)	x (+1.5)	14.01 (+0.6)	13.69 (-1.9)
4	JAGACIAK Anna	13.67 (+1.4)	13.95 (-0.3)	13.86 (+0.5)	13.90 (+0.4)
5	STRÖM Angelica	x (+0.6)	x (-0.5)	13.43 (+0.6)	
6	MÁJKOVÁ Lucie	13.18 (+2.2)	13.34 (-0.9)	13.29 (+0.6)	
7	ALDAMA Yamilé	12.94 (-4.0)	x (+3.1)	13.31 (+0.4)	
8	ASSANI ISSOUF J	13.21 (+1.9)	13.21 (0.0)	13.28 (+0.8)	
9	PELETEIRO Ana	13.09 (-1.1)	x (-1.2)	13.02 (+0.8)	
10	LA MANTIA Simona	12.94 (+2.3)	x (+0.3)	13.06 (+0.1)	
11	SINMEZ SERBEST S	12.86 (+1.6)	x (-1.1)	12.83 (-0.4)	
12	RITZEN Nora	12.02 (-0.2)	12.06 (+0.5)	12.58 (+0.8)	

Shot Put Women

Final 22 JUN 2014 / 12:37

Rank	Name	Nat	Date of Birth	Order	Result	
1	SCHWANITZ Christina	GER	24 DEC 1985	3	19.43	
2	TARASOVA Irina	RUS	15 APR 1987	7	18.36	
3	ROSA Chiara	ITA	28 JAN 1983	6	17.92	SB
4	HOLODNAYA Olha	UKR	14 NOV 1991	9	17.73	
5	CÉRIVAL Jessica	FRA	20 JAN 1982	12	17.33	SB
6	RUIZ Úrsula	ESP	11 AUG 1983	10	16.84	
7	BOEKELMAN Melissa	NED	11 MAY 1989	1	16.79	
8	DERELI Emel	TUR	25 FEB 1996	4	16.41	
9	MALUSKIEWICZ Agnieszka	POL	18 MAR 1989	2	16.28	
10	ROOS Fanny	SWE	2 JAN 1995	8	15.68	
11	KÁRNÍKOVÁ Jana	CZE	14 FEB 1981	11	15.63	
12	WALLADER Rachel	GBR	1 SEP 1989	5	15.56	


	1	2	3	4
1	SCHWANITZ C	x	19.43	18.87
2	TARASOVA Irina	17.99	18.05	18.36
3	ROSA Chiara	17.92	17.51	17.60
4	HOLODNAYA Olha	16.79	17.66	17.39
5	CÉRIVAL Jessica	16.68	17.33	16.83
6	RUIZ Úrsula	16.78	x	16.84
7	BOEKELMAN Melissa	16.63	16.79	16.42
8	DERELI Emel	16.32	x	16.41
9	MALUSKIEWICZ A	x	16.28	16.09
10	ROOS Fanny	14.15	14.78	15.68
11	KÁRNÍKOVÁ Jana	15.63	x	15.41
12	WALLADER Rachel	15.26	x	15.56

Discus Throw Women

Final 21 JUN 2014 / 14:05

Rank	Name	Nat	Date of Birth	Order	Result	
1	ROBERT-MICHON Méline	FRA	18 JUL 1979	1	65.51	SB
2	CRAFT Shanice	GER	15 MAY 1993	4	65.07	
3	STROKOVA Yekaterina	RUS	17 DEC 1989	8	63.97	
4	GLANC Zaneta	POL	11 MAR 1983	3	60.18	
5	SEMENOVA Nataliya	UKR	7 JUL 1982	10	59.14	
6	ASENJO Sabina	ESP	3 AUG 1986	11	56.54	
7	STANKOVÁ Eliška	CZE	11 NOV 1984	12	55.43	
8	LALLY Jade	GBR	30 MAR 1987	6	53.71	
9	LARSSON Sofia	SWE	22 JUL 1988	9	51.62	
10	ANIBALLI Valentina	ITA	19 APR 1984	7	50.91	
11	KAYA Elçin	TUR	1 MAR 1993	5	50.10	
12	NUGTER Corinne	NED	28 MAR 1992	2	48.76	

INTERNET Service: www.european-athletics.org

Timing, Measurement & Data Service by  OMEGA

printed at SUN 22 JUN 2014 19:51

Page 23 of 29

Results

Final (cont.)

Final		1	2	3	4
1	ROBERT-MICHON M	x	65.51	61.71	63.65
2	CRAFT Shanice	65.07	64.64	61.18	62.56
3	STROKOVA Y	61.06	62.87	59.70	63.97
4	GLANC Zaneta	55.77	58.80	60.18	59.12
5	SEMENOVA Nataliya	x	56.12	59.14	
6	ASENJO Sabina	54.94	56.54	x	
7	STANKOVÁ Eliška	50.85	x	55.43	
8	LALLY Jade	51.84	x	53.71	
9	LARSSON Sofia	x	x	51.62	
10	ANIBALLI Valentina	x	x	50.91	
11	KAYA Elçin	47.51	50.10	x	
12	NUGTER Corinne	48.76	46.90	47.82	

Hammer Throw Women

Final 22 JUN 2014 / 14:05

Rank	Name	Nat	Date of Birth	Order	Result
1	HEIDLER Betty	GER	14 OCT 1983	5	74.63
2	FIODOROW Joanna	POL	4 MAR 1989	4	72.23
3	BULGAKOVA Anna	RUS	17 JAN 1988	9	71.83
4	HITCHON Sophie	GBR	11 JUL 1991	7	69.23
5	SALIS Silvia	ITA	17 SEP 1985	8	67.98
6	ANDERSSON Tracey	SWE	5 DEC 1984	10	67.88
7	CASTELLS Berta	ESP	24 JAN 1984	12	66.71
8	TAVERNIER Alexandra	FRA	13 DEC 1993	2	66.01
9	KRÁLOVÁ Tereza	CZE	22 OCT 1989	1	65.41
10	NOVOZHYZLOVA Iryna	UKR	7 JAN 1986	11	64.59
11	KOOLHAAS Wendy	NED	2 JAN 1980	3	58.43
12	UZUNBILEK Zeliha	TUR	10 JUN 1991	6	52.10


		1	2	3	4
1	HEIDLER Betty	72.22	73.80	74.63	73.94
2	FIODOROW Joanna	71.89	72.23	71.64	71.96
3	BULGAKOVA Anna	x	69.83	x	71.83
4	HITCHON Sophie	68.93	x	69.23	x
5	SALIS Silvia	65.29	67.82	67.98	
6	ANDERSSON Tracey	65.65	67.88	67.30	
7	CASTELLS Berta	62.62	63.45	66.71	
8	TAVERNIER A	x	66.01	x	
9	KRÁLOVÁ Tereza	63.81	65.41	x	
10	NOVOZHYZLOVA Iryna	64.59	x	x	
11	KOOLHAAS Wendy	57.54	58.43	58.28	
12	UZUNBILEK Zeliha	x	50.74	52.10	

Javelin Throw Women

Final 21 JUN 2014 / 15:52

Rank	Name	Nat	Date of Birth	Order	Result
1	ŠPOTÁKOVÁ Barbora	CZE	30 JUN 1981	2	65.57
2	HATSKO-FEDUSOVA Hanna	UKR	3 OCT 1990	12	63.01
3	STAHL Linda	GER	2 OCT 1985	6	61.58
4	SUDARUSHKINA Viktoriya	RUS	2 SEP 1990	10	59.40
5	FLINK Sofi	SWE	8 JUL 1995	11	56.51
6	CHILLA Mercedes	ESP	19 JAN 1980	1	56.03
7	JEFFS Izzy	GBR	3 FEB 1992	8	52.63
8	MADEJCZYK Barbara	POL	30 SEP 1976	5	52.32
9	JEMAI Sara	ITA	12 APR 1992	9	52.06
10	SCHOL Lisanne	NED	22 JUN 1991	4	51.84
11	SAKIR Berivan	TUR	22 SEP 1993	7	50.18
12	ALAI Alexie	FRA	9 OCT 1994	3	47.40

INTERNET Service: www.european-athletics.org

Timing, Measurement & Data Service by  OMEGA

printed at SUN 22 JUN 2014 19:51

Page 24 of 29

Results

Final (cont.)


Final		1	2	3	4
1	ŠPOTÁKOVÁ Barbora	62.26	63.27	x	65.57
2	HATSKO-FEDUSOVA H	57.75	x	63.01	61.04
3	STAHL Linda	61.58	57.02	59.42	55.56
4	SUDARUSHKINA V	59.40	58.69	55.54	56.25
5	FLINK Sofi	51.31	56.51	55.34	
6	CHILLA Mercedes	53.02	53.51	56.03	
7	JEFFS Izzy	52.63	x	x	
8	MADEJCZYK Barbara	52.32	52.04	49.94	
9	JEMAI Sara	50.22	48.88	52.06	
10	SCHOL Lisanne	51.84	x	x	
11	SAKIR Berivan	48.83	50.18	49.34	
12	ALAIS Alexie	47.40	46.15	x	

4x100m Relay Women

Final 21 JUN 2014 / 16:20

Rank	Nat	Nation	Lane	Result	
1	NED	Netherlands	7	42.95	
1 - SEDNEY Naomi (17 DEC 1994) 2 - SCHIPPERS Dafne (15 JUN 1992) 3 - VAN SCHAGEN Tessa (2 FEB 1994) 4 - SAMUEL Jamile (24 APR 1992)					
2	FRA	France	6	43.19	
1 - DISTEL-BONNET C (25 JUL 1987) 2 - IKUESAN Ayodelé (15 MAY 1985) 3 - GALAIS Jennifer (7 MAR 1992) 4 - AKAKPO Stella (28 FEB 1994)					
3	RUS	Russia	5	43.45	
1 - PANTELEYEVA Marina (16 MAY 1989) 2 - RUSAKOVA Natalya (12 DEC 1980) 3 - SAVLINIS Y (14 AUG 1987) 4 - CHERMOSHANSKAYA Y (6 JAN 1986)					
4	UKR	Ukraine	2	43.49	
1 - STROHOVA Nataliya (26 DEC 1992) 2 - POHREBNYAK N (19 FEB 1988) 3 - STUY Hrystyna (3 FEB 1988) 4 - PLATITSYNA Hanna (1 JAN 1987)					
5	GBR	Great Britain & NI	7	43.66	
1 - WILLIAMS Jodie (28 SEP 1993) 2 - ONUORA Anyika (28 OCT 1984) 3 - JONES Hayley (14 SEP 1988) 4 - BLOOR Louise (21 SEP 1985)					
6	GER	Germany	4	43.78	
1 - KWADWO Yasmin (9 NOV 1990) 2 - HAASE Rebekka (2 JAN 1993) 3 - PINTO Tatjana (2 JUL 1992) 4 - SAILER Verena (16 OCT 1985)					
7	POL	Poland	3	43.97	
1 - KIELBASINSKA Anna (26 JUN 1990) 2 - WEDLER Weronika (17 JUL 1989) 3 - JESCHKE Marta (2 JUN 1986) 4 - PTAK Ewelina (20 MAR 1987)					
8	ITA	Italy	4	44.13	
1 - PAOLETTA Jessica (21 MAR 1988) 2 - SIRAGUSA Irene (23 JUN 1993) 3 - AMIDEI Martina (8 APR 1991) 4 - ALLOH Audrey (21 JUL 1987)					
9	CZE	Czech Republic	5	44.63	
1 - URBÁNKOVÁ Petra (26 OCT 1991) 2 - SLANINOVÁ Jana (16 JUL 1990) 3 - SCHMIDOVÁ Martina (7 DEC 1990) 4 - CECHOVÁ Katerina (21 MAR 1988)					
10	SWE	Sweden	3	44.66	
1 - EKELUND Irene (8 MAR 1997) 2 - KILLANDER Linnea (1993) 3 - BUSK Daniella (11 AUG 1993) 4 - NILSSON Pernilla (11 FEB 1992)					
11	TUR	Turkey	2	47.93	
1 - ILIKSIZ Yudum (22 FEB 1997) 2 - AGAN Sibel (5 JUL 1988) 3 - DEMIREL Gizem (6 OCT 1992) 4 - ENGIN Birsen (18 OCT 1980)					
	ESP	Spain	6	DQ	R 170.7
1 - PÉREZ Maria Isabel (1 MAR 1993) 2 - DIAME Fatima (22 SEP 1996) 3 - GARCÍA Estela (20 MAR 1989) 4 - LARA Cristina (5 AUG 1995)					

INTERNET Service: www.european-athletics.org

Timing, Measurement & Data Service by  OMEGA

printed at SUN 22 JUN 2014 19:51

Page 25 of 29

Results

4x100m Relay Women
Heat 1

21 JUN 2014 / 16:20


Rank	Nat	Nation	Lane	Reaction time	Result
1	NED	Netherlands	7	0.237	42.95
1 - SEDNEY Naomi (17 DEC 1994) 2 - SCHIPPERS Dafne (15 JUN 1992) 3 - VAN SCHAGEN Tessa (2 FEB 1994) 4 - SAMUEL Jamile (24 APR 1992)					
2	ITA	Italy	4	0.186	44.13
1 - PAOLETTA Jessica (21 MAR 1988) 2 - SIRAGUSA Irene (23 JUN 1993) 3 - AMIDEI Martina (8 APR 1991) 4 - ALLOH Audrey (21 JUL 1987)					
3	CZE	Czech Republic	5	0.165	44.63
1 - URBÁNKOVÁ Petra (26 OCT 1991) 2 - SLANINOVÁ Jana (16 JUL 1990) 3 - SCHMIDOVÁ Martina (7 DEC 1990) 4 - CECHOVÁ Katerina (21 MAR 1988)					
4	SWE	Sweden	3	0.201	44.66
1 - EKELUND Irene (8 MAR 1997) 2 - KILLANDER Linnea (1993) 3 - BUSK Daniella (11 AUG 1993) 4 - NILSSON Pernilla (11 FEB 1992)					
5	TUR	Turkey	2	0.174	47.93
1 - ILIKSIZ Yudum (22 FEB 1997) 2 - AGAN Sibel (5 JUL 1988) 3 - DEMIREL Gizem (6 OCT 1992) 4 - ENGIN Birsen (18 OCT 1980)					
	ESP	Spain	6	0.221	DQ
1 - PÉREZ Maria Isabel (1 MAR 1993) 2 - DIAME Fatima (22 SEP 1996) 3 - GARCÍA Estela (20 MAR 1989) 4 - LARA Cristina (5 AUG 1995)					

4x100m Relay Women
Heat 2

21 JUN 2014 / 16:28

Rank	Nat	Nation	Lane	Reaction time	Result
1	FRA	France	6	0.145	43.19
1 - DISTEL-BONNET C (25 JUL 1987) 2 - IKUESAN Ayodelé (15 MAY 1985) 3 - GALAIS Jennifer (7 MAR 1992) 4 - AKAKPO Stella (28 FEB 1994)					
2	RUS	Russia	5	0.168	43.45
1 - PANTELEYEVA Marina (16 MAY 1989) 2 - RUSAKOVA Natalya (12 DEC 1980) 3 - SAVLINIS Y (14 AUG 1987) 4 - CHERMOSHANSKAYA Y (6 JAN 1986)					
3	UKR	Ukraine	2	0.179	43.49
1 - STROHOVA Nataliya (26 DEC 1992) 2 - POHREBNYAK N (19 FEB 1988) 3 - STUY Hrystyna (3 FEB 1988) 4 - PLATITSYNA Hanna (1 JAN 1987)					
4	GBR	Great Britain & NI	7	0.144	43.66
1 - WILLIAMS Jodie (28 SEP 1993) 2 - ONUORA Anyika (28 OCT 1984) 3 - JONES Hayley (14 SEP 1988) 4 - BLOOR Louise (21 SEP 1985)					
5	GER	Germany	4	0.169	43.78
1 - KWADWO Yasmin (9 NOV 1990) 2 - HAASE Rebekka (2 JAN 1993) 3 - PINTO Tatjana (2 JUL 1992) 4 - SAILER Verena (16 OCT 1985)					
6	POL	Poland	3	0.177	43.97
1 - KIELBASINSKA Anna (26 JUN 1990) 2 - WEDLER Weronika (17 JUL 1989) 3 - JESCHKE Marta (2 JUN 1986) 4 - PTAK Ewelina (20 MAR 1987)					

INTERNET Service: www.european-athletics.org

Timing, Measurement & Data Service by  OMEGA

printed at SUN 22 JUN 2014 19:51

Page 26 of 29

Results

4x400m Relay Women
Final

22 JUN 2014 / 16:12

Rank	Nat	Nation	Lane	Result
1	UKR	Ukraine	2	3:27.66
1 - PRYSTUPA Darya (26 NOV 1987) 2 - RYZHYKOVA Hanna (24 NOV 1989) 3 - STUY Hrystyna (3 FEB 1988) 4 - ZEMLYAK Olha (16 JAN 1990)				
2	GER	Germany	6	3:28.34
1 - CREMER Esther (29 MAR 1988) 2 - SCHMIDT Lena (4 AUG 1989) 3 - HOFFMANN Lara (25 MAR 1991) 4 - SPELMEYER R (19 SEP 1990)				
3	FRA	France	4	3:28.35
1 - DIARRA E (8 MAR 1990) 2 - RAHAROLAHY Agnes (7 NOV 1992) 3 - PERROSSIER Estelle (12 JAN 1990) 4 - GUEI Floria (2 MAY 1990)				
4	GBR	Great Britain & NI	3	3:28.91
1 - WAKE Laura (3 MAY 1991) 2 - DIAMOND Emily (11 JUN 1991) 3 - BUNDY-DAVIES Seren (30 DEC 1994) 4 - WILLIAMS Jodie (28 SEP 1993)				
5	POL	Poland	7	3:29.02
1 - BEDNAREK Agata (28 JUN 1988) 2 - HOLUB Malgorzata (30 OCT 1992) 3 - SWIETY Justyna (3 DEC 1992) 4 - WYCISZKIEWICZ P (8 JAN 1994)				
6	ITA	Italy	5	3:30.17
1 - BAZZONI Chiara (5 JUL 1984) 2 - SPACCA M (20 MAR 1986) 3 - BONFANTI Elena (9 JUL 1988) 4 - GRENOT Libania (12 JUL 1983)				
7	RUS	Russia	5	3:30.36
1 - MIKHAILYUK Mariya (29 JAN 1991) 2 - RENZHINA Y (18 OCT 1994) 3 - DAVYDOVA Irina (27 MAY 1988) 4 - TOVARNOVA Olga (11 APR 1985)				
8	NED	Netherlands	3	3:32.84
1 - DOPHEIDE Marit (28 DEC 1990) 2 - VOSKAMP Anna (21 SEP 1993) 3 - VAN LEUVEREN Nicky (25 MAY 1990) 4 - GHAFOR Madiea (9 SEP 1992)				
9	CZE	Czech Republic	7	3:35.38
1 - ROSLOVÁ Denisa (21 AUG 1986) 2 - JIRANOVÁ Helena (5 MAR 1995) 3 - SEIDLOVÁ Zdenka (2 APR 1997) 4 - MASNÁ Lenka (22 APR 1985)				
10	SWE	Sweden	1	3:38.21
1 - MORAITI Elin (18 JUN 1991) 2 - MAGNUSSON Josefin (22 SEP 1989) 3 - LINDH Lovisa (9 JUL 1991) 4 - HELLBERG-JONSÉN S (17 DEC 1989)				
11	TUR	Turkey	2	3:46.17
1 - SANLI Emel (7 JUL 1993) 2 - ENGIN Birsen (18 OCT 1980) 3 - KARUK Nihan (28 SEP 1989) 4 - REDIF Meliz (26 MAR 1989)				
	ESP	Spain	6	DQ
1 - TERRERO Indira (29 NOV 1985) 2 - BOKESA A (14 DEC 1988) 3 - GARRIDO Begoña (3 MAR 1985) 4 - ROMERO Natalia (17 NOV 1988)				

Results

4x400m Relay Women Heat 1

22 JUN 2014 / 16:12


Rank	Nat	Nation	Lane	Reaction time	Result
1	ITA	Italy	5	0.176	3:30.17
1 - BAZZONI Chiara (5 JUL 1984) 2 - SPACCA M (20 MAR 1986) 3 - BONFANTI Elena (9 JUL 1988) 4 - GRENOT Libania (12 JUL 1983)					
2	NED	Netherlands	3	0.152	3:32.84
1 - DOPHEIDE Marit (28 DEC 1990) 2 - VOSKAMP Anna (21 SEP 1993) 3 - VAN LEUVEREN Nicky (25 MAY 1990) 4 - GHAFLOOR Madiea (9 SEP 1992)					
3	CZE	Czech Republic	7	0.243	3:35.38
1 - ROSOLOVÁ Denisa (21 AUG 1986) 2 - JIRANOVÁ Helena (5 MAR 1995) 3 - SEIDLOVÁ Zdenka (2 APR 1997) 4 - MASNÁ Lenka (22 APR 1985)					
4	TUR	Turkey	2	0.162	3:46.17
1 - SANLI Emel (7 JUL 1993) 2 - ENGIN Birsen (18 OCT 1980) 3 - KARUK Nihan (28 SEP 1989) 4 - REDIF Meliz (26 MAR 1989)					
	ESP	Spain	6	0.181	DQ
1 - TERRERO Indira (29 NOV 1985) 2 - BOKESA A (14 DEC 1988) 3 - GARRIDO Begoña (3 MAR 1985) 4 - ROMERO Natalia (17 NOV 1988)					

4x400m Relay Women Heat 2

22 JUN 2014 / 16:22

Rank	Nat	Nation	Lane	Reaction time	Result
1	UKR	Ukraine	2	0.179	3:27.66
1 - PRYSTUPA Darya (26 NOV 1987) 2 - RYZHYKOVA Hanna (24 NOV 1989) 3 - STUY Hrystyna (3 FEB 1988) 4 - ZEMLYAK Olha (16 JAN 1990)					
2	GER	Germany	6	0.154	3:28.34
1 - CREMER Esther (29 MAR 1988) 2 - SCHMIDT Lena (4 AUG 1989) 3 - HOFFMANN Lara (25 MAR 1991) 4 - SPELMEYER R (19 SEP 1990)					
3	FRA	France	4	0.204	3:28.35
1 - DIARRA E (8 MAR 1990) 2 - RAHAROLAHY Agnes (7 NOV 1992) 3 - PERROSSIER Estelle (12 JAN 1990) 4 - GUEI Floria (2 MAY 1990)					
4	GBR	Great Britain & NI	3	0.180	3:28.91
1 - WAKE Laura (3 MAY 1991) 2 - DIAMOND Emily (11 JUN 1991) 3 - BUNDY-DAVIES Seren (30 DEC 1994) 4 - WILLIAMS Jodie (28 SEP 1993)					
5	POL	Poland	7	0.203	3:29.02
1 - BEDNAREK Agata (28 JUN 1988) 2 - HOLUB Malgorzata (30 OCT 1992) 3 - SWIETY Justyna (3 DEC 1992) 4 - WYCISZKIEWICZ P (8 JAN 1994)					
6	RUS	Russia	5	0.216	3:30.36
1 - MIKHAILYUK Mariya (29 JAN 1991) 2 - RENZHINA Y (18 OCT 1994) 3 - DAVYDOVA Irina (27 MAY 1988) 4 - TOVARNOVA Olga (11 APR 1985)					
7	SWE	Sweden	1	0.203	3:38.21
1 - MORAITI Elin (18 JUN 1991) 2 - MAGNUSSON Josefin (22 SEP 1989) 3 - LINDH Lovisa (9 JUL 1991) 4 - HELLBERG-JONSEN S (17 DEC 1989)					

INTERNET Service: www.european-athletics.org

Timing, Measurement & Data Service by  OMEGA

printed at SUN 22 JUN 2014 19:51

Page 28 of 29

Results

B-race 100m Women Final

20 JUN 2014 / 13:00

Rank	Name	Nat	Date of Birth	Lane	Result	
1	SCHIPPERS Dafne	NED	15 JUN 1992	4	11.16	
2	DISTEL-BONNET Céline	FRA	25 JUL 1987	5	11.46	
3	BLOOR Louise	GBR	21 SEP 1985	6	11.62	
4	KWADWO Yasmin	GER	9 NOV 1990	1	11.72	
5	VAN SCHAGEN Tessa	NED	2 FEB 1994	2	11.78	
6	JESCHKE Marta	POL	2 JUN 1986	3	11.81	
7	KIELBASINSKA Anna	POL	26 JUN 1990	5	12.10	
8	VAN AGT Sacha	NED	10 AUG 1994	2	12.39	
9	STEPIEN Angelika	POL	3 APR 1993	4	12.40	
10	AGAN Sibel	TUR	5 JUL 1988	6	12.49	
11	REDIF Meliz	TUR	26 MAR 1989	1	12.87	
	IKUESAN Ayodelé	FRA	15 MAY 1985	3	DQ	R 162.7

B-race 100m Women Heat 1

20 JUN 2014 / 13:00

Wind: +0.2 m/s

Rank	Name	Nat	Date of Birth	Lane	Reaction time	Result
1	JESCHKE Marta	POL	2 JUN 1986	3	0.168	11.81
2	KIELBASINSKA Anna	POL	26 JUN 1990	5	0.274	12.10
3	VAN AGT Sacha	NED	10 AUG 1994	2	0.221	12.39
4	STEPIEN Angelika	POL	3 APR 1993	4	0.191	12.40
5	AGAN Sibel	TUR	5 JUL 1988	6	0.183	12.49
6	REDIF Meliz	TUR	26 MAR 1989	1	0.274	12.87

B-race 100m Women Heat 2

20 JUN 2014 / 13:07

Wind: -1.2 m/s

Rank	Name	Nat	Date of Birth	Lane	Reaction time	Result	
1	SCHIPPERS Dafne	NED	15 JUN 1992	4	0.160	11.16	
2	DISTEL-BONNET Céline	FRA	25 JUL 1987	5	0.139	11.46	
3	BLOOR Louise	GBR	21 SEP 1985	6	0.156	11.62	
4	KWADWO Yasmin	GER	9 NOV 1990	1	0.167	11.72	
5	VAN SCHAGEN Tessa	NED	2 FEB 1994	2	0.155	11.78	
	IKUESAN Ayodelé	FRA	15 MAY 1985	3	F ¹	DQ	R 162.7

B-race 4x100m Relay Women Heat 1


20 JUN 2014 / 14:20

Rank	Nat	Nation	Lane	Reaction time	Result
1	RUS	Russia	5	0.166	43.37
		1 - PANTELEYEVA Marina (16 MAY 1989) 3 - SAVLINIS Y (14 AUG 1987)		2 - RUSAKOVA Natalya (12 DEC 1980) 4 - CHERMOSHANSKAYA Y (6 JAN 1986)	
2	CZE	Czech Republic	3	0.154	45.26
		1 - URBÁNKOVÁ Petra (26 OCT 1991) 3 - SCHMIDOVÁ Martina (7 DEC 1990)		2 - SLANINOVÁ Jana (16 JUL 1990) 4 - JIRANOVÁ Helena (5 MAR 1995)	
3	ESP	Spain	4	0.189	45.49
		1 - PÉREZ Maria Isabel (1 MAR 1993) 3 - MORENO Elena (7 MAR 1993)		2 - DIAME Fatima (22 SEP 1996) 4 - LARA Cristina (5 AUG 1995)	

Legend

=EL Equal European Lead =PB Equal Personal Best =SB Equal Season Best CR Championship Record
EL European Lead NR National Record PB Personal Best SB Season Best

INTERNET Service: www.european-athletics.org

Timing, Measurement & Data Service by  OMEGA

printed at SUN 22 JUN 2014 19:51

Page 29 of 29