













ER	7 032 p	Carolina Klüft	02/02/83		SWE	Osaka - 26/8/2007	(13"15/0,1 - 1,95 - 14,81 - 23"38/0,3 // 6,85/1,0 - 47,98 - 2'12"56)
EL	6 819 p	Nafissatou Thiam	19/08/94		BEL	Talencce - 23.6	(13"49/-0.8 - 2.02 - 15.41 - 24"55/-2.4 // 6.67/1.6 - 47.25 - 2'20"46)



RESULTS

HEPTATHLON

Day 1

Day 2

Rank	BIB	Country	Athlete Country	DOB	Total	Day 1				Day 2							
						100m hurdles sec	wind	High Jump m	Shot m	200m sec	wind	Long Jump m	wind	Javelin m	800m min	sec	
1 ^a	116		CZE Kateřina CACHOVÁ Czech Republic	26.02.90	6 034 p	Result pts	13,42 1062 p	3,9	1,74 903 p	12,15 671 p	25,07 880 p	-1,1	6,08 874 p	0,7	47,36 809 p	2 19,17 835 p	
2 ^a	126		FIN Jutta HEIKKINEN Finland	27.10.94	5 795 p	Result pts	13,45 1058 p	3,9	1,68 830 p	11,58 633 p	25,22 867 p	-1,1	6,04 862 p	0,6	45,10 765 p	2 23,25 780 p	PB
3 ^a	166		POL Paulina LIGARSKA Poland	09.04.96	5 589 p	Result pts	14,43 918 p	3,9	1,74 903 p	13,06 731 p	25,36 854 p	-1,1	5,70 759 p	0,8	37,06 611 p	2 20,76 813 p	
4 ^a	139		ITA Federica PALUMBO Italy	23.05.95	5 497 p	Result pts	14,27 941 p	2,9	1,65 795 p	10,76 579 p	25,90 806 p	-0,7	5,78 783 p	1,7	44,69 757 p	2 19,06 836 p	PB
5 ^a	189		SWE Beatrice LANTZ Sweden	22.10.97	5 477 p	Result pts	14,55 902 p	2,9	1,62 759 p	13,63 769 p	26,81 728 p	-0,7	5,74 771 p	1,3	44,77 759 p	2 22,54 789 p	PB
6 ^a	128		FIN Saga VANNINEN Finland	04.05.03	5 449 p	Result pts	14,10 964 p	0,6	1,68 830 p	11,64 637 p	25,34 856 p	-0,6	6,00 850 p	0,7	38,77 644 p	2 31,97 668 p	
7 ^a	118		CZE Barbora DVOŘÁKOVÁ Czech Republic	10.05.97	5 438 p	Result pts	14,43 918 p	0,6	1,62 759 p	12,25 678 p	24,71 914 p	-0,6	6,20 912 p	0,5	32,66 527 p	2 27,09 730 p	SB
8 ^a	136		ITA Enrica CIPOLLONI Italy	19.10.90	5 418 p	Result pts	14,12 961 p	3,9	1,77 941 p	12,05 664 p	26,95 716 p	-1,1	5,80 789 p	-0,7	40,22 672 p	2 31,45 675 p	SB
9 ^a	137		ITA Sveva GEREVINI Italy	31.05.96	5 410 p	Result pts	15,52 774 p	2,9	1,65 795 p	10,92 590 p	24,46 937 p	-0,5	5,87 810 p	-1,5	39,87 665 p	2 18,87 839 p	
10 ^a	188		SWE Lisa LINNELL Sweden	30.04.91	5 369 p	Result pts	14,70 882 p	0,6	1,71 867 p	11,49 627 p	26,44 759 p	-0,6	5,94 831 p	0,7	35,27 577 p	2 19,83 826 p	











ER	7 032 p	Carolina Klüft	02/02/83		SWE	Osaka - 26/8/2007	(13"15/0,1 - 1,95 - 14,81 - 23"38/0,3 // 6,85/1,0 - 47,98 - 2'12"56)
EL	6 819 p	Nafissatou Thiam	19/08/94		BEL	Talencce - 23.6	(13"49/-0.8 - 2.02 - 15.41 - 24"55/-2.4 // 6.67/1.6 - 47.25 - 2'20"46)

RESULTS



HEPTATHLON

Day 1

Day 2





Rank	BIB	Country	Athlete Country	DOB	Total	Day 1				Day 2						
						100m hurdles sec	wind	High Jump m	Shot m	200m sec	wind	Long Jump m	wind	Javelin m	800m min	sec
11 ^a	167		POL Patrycja SKÓRZEWSKA Poland	15.06.96	5 360 p	Result pts	14,13 960 p	2,9	1,56 689 p	13,79 780 p	25,36 854 p	-0,5	5,87 810 p	0,2	31,93 513 p	2 25,22 754 p
12 ^a	127		FIN Amanda LILJENDAL Finland	31.03.98	5 274 p	Result pts	14,95 848 p	2,9	1,59 724 p	12,49 694 p	25,99 798 p	-0,5	5,69 756 p	1,8	43,75 739 p	2 28,23 715 p
13 ^a	138		ITA Laura OBERTO Italy	18.01.93	5 169 p	Result pts	14,76 874 p	0,6	1,65 795 p	9,76 514 p	25,53 839 p	-0,6	5,95 834 p	0,5	25,23 387 p	2 12,66 926 p
14 ^a	117		CZE Tereza Elena ŠÍNOVÁ Czech Republic	17.08.01	5 117 p	Result pts	13,87 997 p	2,9	1,74 903 p	8,98 463 p	25,39 851 p	-0,5	5,96 837 p	0,1	22,18 329 p	2 26,50 737 p
15 ^a	119		CZE Denisa MAJEROVÁ Czech Republic	27.10.97	5 104 p	Result pts	14,65 888 p	2,9	1,71 867 p	9,67 508 p	25,76 818 p	-0,7	5,77 780 p	0,8	31,31 501 p	2 26,12 742 p
16 ^a	129		FIN Iina-Kaisa MÄKELÄ Finland	30.03.99	4 784 p	Result pts	15,29 804 p	2,9	1,59 724 p	11,94 657 p	27,60 663 p	-0,7	5,45 686 p	1,1	37,63 622 p	2 35,29 628 p
17 ^a	146		LAT Ilona DRAMAČONOKA Latvia	04.09.92	4 715 p	Result pts	14,79 870 p	3,9	1,62 759 p	10,14 539 p	27,15 699 p	-1,1	5,22 620 p	-0,1	39,83 664 p	2 40,78 564 p
18 ^a	148		LAT Zane ZEMĪTE Latvia	18.07.01	4 678 p	Result pts	15,55 770 p	0,6	1,71 867 p	9,06 468 p	26,99 713 p	-0,6	5,75 774 p	1,3	30,33 483 p	2 37,44 603 p
19 ^a	147		LAT Krista SPRŪDE Latvia	13.10.01	4 660 p	Result pts	14,73 878 p	2,9	1,56 689 p	10,55 566 p	27,05 708 p	-0,5	4,65 466 p	-0,4	38,74 643 p	2 28,68 710 p
20 ^a	168		POL Wiktoria ZEZULA Poland	21.03.96	4 609 p	Result pts	18,12 476 p	0,6	1,56 689 p	12,94 723 p	25,67 826 p	-0,6	5,14 598 p	0,9	28,97 457 p	2 18,82 840 p

PB

ER	7 032 p	Carolina Klüft	02/02/83		SWE	Osaka - 26/8/2007	(13"15/0,1 - 1,95 - 14,81 - 23"38/0,3 // 6,85/1,0 - 47,98 - 2'12"56)
EL	6 819 p	Nafissatou Thiam	19/08/94		BEL	Talence - 23.6	(13"49/-0.8 - 2.02 - 15.41 - 24"55/-2.4 // 6.67/1.6 - 47.25 - 2'20"46)

RESULTS

HEPTATHLON

Rank	BIB	Country	Athlete Country	DOB	Total	Day 1				Day 2						
						100m hurdles sec	wind	High Jump m	Shot m	200m sec	wind	Long Jump m	wind	Javelin m	800m min	sec
21 ^a	169		POL Milena CHAŁUPKA Poland	14.11.00	4 282 p	Result pts	21,90 164 p	2,9	1,68 830 p	10,58 567 p	26,96 715 p	-0,7	5,20 614 p	1,0	33,75 548 p	2 18,53 844 p
22 ^a	187		SWE Elvira CARLÉN Sweden	12.03.01	4 265 p	Result pts	14,82 866 p	2,9	1,65 795 p	9,60 503 p	26,59 746 p	-0,5	5,23 623 p	0,4	NM	2 26,95 732 p
R2	149		LAT Luīze OPOLĀ Latvia	23.04.01	retired	Result pts	15,12 826 p	2,9	1,56 689 p	10,98 594 p	26,71 736 p	-0,7	NM		DNS	
R1	186		SWE Emma STENLÖF Sweden	25.06.96	retired wind assisted	Result pts	14,71 880 p	3,9	DNS							

100 m hurdles

Heptathlon

ER: 12,21 Yordanka Donkova BUL - Stara Zagora 20.8.1988 / EL: 12,75 Karolina Koleczek POL - Chorzów 16.6



Event RESULTS

Women

Heat 1		05 July 2019		Start Time: 14:00		20°C		Wind: 2,9 m/s	
Rank	BIB	Country	Athlete	DOB	Reac.T	Result	Points		
1.	139	ITA	Italy	Federica PALUMBO	23.5.1995		14,27		941 p
2.	189	SWE	Sweden	Beatrice LANTZ	22.10.1997		14,55		902 p
3.	119	CZE	Czech Republic	Denisa MAJEROVÁ	27.10.1997		14,65		888 p
4.	149	LAT	Latvia	Luīze OPOLĀ	23.4.2001		15,12		826 p
5.	129	FIN	Finland	Ilina-Kaisa MÄKELÄ	30.3.1999		15,29		804 p
6.	169	POL	Poland	Milena CHAŁUPKA	14.11.2000		21,90		164 p

Heat 2		05 July 2019		Start Time: 14:07		20°C		Wind: 0,6 m/s	
Rank	BIB	Country	Athlete	DOB	Reac.T	Result	Points		
1.	128	FIN	Finland	Saga VANNINEN	4.5.2003	0,215	14,10		964 p
2.	118	CZE	Czech Republic	Barbora DVOŘÁKOVÁ	10.5.1997	0,193	14,43		918 p
3.	188	SWE	Sweden	Lisa LINNELL	30.4.1991	0,196	14,70		882 p
4.	138	ITA	Italy	Laura OBERTO	18.1.1993		14,76	SB	874 p
5.	148	LAT	Latvia	Zane ZEMĪTE	18.7.2001	0,284	15,55	PB	770 p
6.	168	POL	Poland	Wiktoria ZEZULA	21.3.1996		18,12		476 p

Heat 3		05 July 2019		Start Time: 14:14		20°C		Wind: 2,9 m/s	
Rank	BIB	Country	Athlete	DOB	Reac.T	Result	Points		
1.	117	CZE	Czech Republic	Tereza Elena ŠÍNOVÁ	17.8.2001	0,329	13,87		997 p
2.	167	POL	Poland	Patrycja SKÓRZEWSKA	15.6.1996	0,187	14,13		960 p
3.	147	LAT	Latvia	Krista SPRŪDE	13.10.2001		14,73		878 p
4.	187	SWE	Sweden	Elvira CARLÉN	12.3.2001	0,282	14,82		866 p
5.	127	FIN	Finland	Amanda LILJENDAL	31.3.1998	0,217	14,95		848 p
6.	137	ITA	Italy	Sveva GEREVINI	31.5.1996	0,192	15,52		774 p

Heat 4		05 July 2019		Start Time: 14:21		20°C		Wind: 3,9 m/s	
Rank	BIB	Country	Athlete	DOB	Reac.T	Result	Points		
1.	116	CZE	Czech Republic	Kateřina CACHOVÁ	26.2.1990		13,42		1062 p
2.	126	FIN	Finland	Jutta HEIKKINEN	27.10.1994		13,45		1058 p
3.	136	ITA	Italy	Enrica CIPOLLONI	19.10.1990		14,12		961 p
4.	166	POL	Poland	Paulina LIGARSKA	9.4.1996		14,43		918 p
5.	186	SWE	Sweden	Emma STENLÖF	25.6.1996		14,71		880 p
6.	146	LAT	Latvia	Ilona DRAMAČONOKA	4.9.1992		14,79		870 p

High jump Heptathlon

ER: 2,09 Stefka Kostadinova BUL - Roma 30.8.1987 / EL: 2,06 Mariya Lasitskene ANA - Ostrava 20.6



Event RESULTS

Women

Group	A	05 July 2019		Start Time: 15:15		21°C			
Rank	BIB	Country	Athlete	DOB	Result	Points	2 events		
1.	116	CZE Czech Republic	Kateřina CACHOVÁ	26.2.1990	1,74	SB 903 p	1965 p		
2.	169	POL Poland	Milena CHAŁUPKA	14.11.2000	1,68	PB 830 p	994 p		
3.	137	ITA Italy	Sveva GEREVINI	31.5.1996	1,65	795 p	1569 p		
	138	ITA Italy	Laura OBERTO	18.1.1993	1,65	795 p	1669 p		
	139	ITA Italy	Federica PALUMBO	23.5.1995	1,65	795 p	1736 p		
6.	118	CZE Czech Republic	Barbora DVOŘÁKOVÁ	10.5.1997	1,62	759 p	1677 p		
7.	189	SWE Sweden	Beatrice LANTZ	22.10.1997	1,62	SB 759 p	1661 p		
8.	129	FIN Finland	Iina-Kaisa MÄKELÄ	30.3.1999	1,59	724 p	1528 p		
9.	127	FIN Finland	Amanda LILJENDAL	31.3.1998	1,59	724 p	1572 p		
10.	168	POL Poland	Wiktoria ZEZULA	21.3.1996	1,56	689 p	1165 p		
11.	147	LAT Latvia	Krista SPRŪDE	13.10.2001	1,56	689 p	1567 p		
12.	186	SWE Sweden	Emma STENLÖF	25.6.1996	DNS				

14.

16.

Order	BIB	Country	Athlete	1,44	1,47	1,50	1,53	1,56	1,59	1,62	1,65	1,68	1,71	1,74	1,77	1,80	1,83	1,86	1,89	1,92
1.	147	LAT	Krista SPRŪDE	xo	o	o	xo	o	xxx											
2.	168	POL	Wiktoria ZEZULA	o	o	o	o	o	xxx											
3.	189	SWE	Beatrice LANTZ	-	o	o	o	o	o	xxo	xxx									
4.	127	FIN	Amanda LILJENDAL	-	-	-	xo	xo	xxo	xxx										
5.	137	ITA	Sveva GEREVINI	-	-	-	-	o	o	o	o	xxx								
6.	169	POL	Milena CHAŁUPKA	-	o	o	o	o	o	xxo	xxo	o	xxx							
7.	138	ITA	Laura OBERTO	-	-	-	o	o	o	o	o	xxx								
8.	186	SWE	Emma STENLÖF	-																
9.	118	CZE	Barbora DVOŘÁKOVÁ	-	-	-	-	o	o	xo	xxx									
10.	139	ITA	Federica PALUMBO	-	-	-	-	o	o	o	o	xxx								
11.	129	FIN	Iina-Kaisa MÄKELÄ	-	-	-	o	o	xo	xxx										
12.	116	CZE	Kateřina CACHOVÁ	-	-	-	-	-	o	o	o	xo	xo	xxo	xxx					

High jump Heptathlon

ER: 2,09 Stefka Kostadinova BUL - Roma 30.8.1987 / EL: 2,06 Mariya Lasitskene ANA - Ostrava 20.6



Event RESULTS

Women

Group B		05 July 2019		Start Time: 15:15		21°C	
Rank	BIB	Country	Athlete	DOB	Result	Points	2 events
1.	136	ITA	Italy Enrica CIPOLLONI	19.10.1990	1,77	941 p	1902 p
2.	166	POL	Poland Paulina LIGARSKA	9.4.1996	1,74	903 p	1821 p
3.	117	CZE	Czech Republic Tereza Elena ŠÍNOVÁ	17.8.2001	1,74	903 p	1900 p
4.	188	SWE	Sweden Lisa LINNELL	30.4.1991	1,71	867 p	1749 p
5.	148	LAT	Latvia Zane ZEMĪTE	18.7.2001	1,71	867 p	1637 p
6.	119	CZE	Czech Republic Denisa MAJEROVÁ	27.10.1997	1,71	867 p	1755 p
7.	128	FIN	Finland Saga VANNINEN	4.5.2003	1,68	830 p	1794 p
8.	126	FIN	Finland Jutta HEIKKINEN	27.10.1994	1,68	830 p	1888 p
9.	187	SWE	Sweden Elvira CARLÉN	12.3.2001	1,65	795 p	1661 p
10.	146	LAT	Latvia Ilona DRAMAČONOKA	4.9.1992	1,62	759 p	1629 p
11.	167	POL	Poland Patrycja SKÓRZEWSKA	15.6.1996	1,56	689 p	1649 p
12.	149	LAT	Latvia Luīze OPOLĀ	23.4.2001	1,56	689 p	1515 p

Order	BIB	Country	Athlete	1,44	1,47	1,50	1,53	1,56	1,59	1,62	1,65	1,68	1,71	1,74	1,77	1,80	1,83	1,86	1,89	1,92
1.	149	LAT	Luīze OPOLĀ	-	o	xxo	xxx													
2.	126	FIN	Jutta HEIKKINEN	-	-	-	-	o	o	xo	xxx									
3.	187	SWE	Elvira CARLÉN	-	o	o	o	o	xo	xxx										
4.	146	LAT	Ilona DRAMAČONOKA	o	o	o	o	o	xxx											
5.	128	FIN	Saga VANNINEN	-	-	o	o	o	o	xo	xxx									
6.	167	POL	Patrycja SKÓRZEWSKA	xo	xo	xo	xxx													
7.	188	SWE	Lisa LINNELL	-	-	-	o	o	o	o	o	xxx								
8.	117	CZE	Tereza Elena ŠÍNOVÁ	-	-	-	o	o	o	o	xxo	xxo	xxx							
9.	148	LAT	Zane ZEMĪTE	-	-	-	-	o	o	o	xxo	xxx								
10.	119	CZE	Denisa MAJEROVÁ	-	-	-	o	o	o	xo	xxo	xxx								
11.	166	POL	Paulina LIGARSKA	-	-	-	-	o	o	xo	o	xo	xxx							
12.	136	ITA	Enrica CIPOLLONI	-	-	-	-	-	o	-	o	o	xxo	xxx						

Shot put Heptathlon

ER: 22,63 Natalya Lisovskaya URS - Moskva 7.6.1987 / EL: 19,23 Christina Schwanitz GER - Halle 1.6



Event RESULTS

Women

Group A		05 July 2019		Start Time: 18:30		21°C			
Rank	BIB	Country	Athlete	DOB	Result	Points	3 events		
1.	189	SWE Sweden	Beatrice LANTZ	22.10.1997	13,63	SB	769 p	2430 p	
2.	168	POL Poland	Wiktoria ZEZULA	21.3.1996	12,94		723 p	1888 p	
3.	118	CZE Czech Republic	Barbora DVOŘÁKOVÁ	10.5.1997	12,25	PB	678 p	2355 p	
4.	129	FIN Finland	Ilina-Kaisa MÄKELÄ	30.3.1999	11,94		657 p	2185 p	
5.	128	FIN Finland	Saga VANNINEN	4.5.2003	11,64		637 p	2431 p	
6.	188	SWE Sweden	Lisa LINNELL	30.4.1991	11,49		627 p	2376 p	
7.	149	LAT Latvia	Luīze OPOLĀ	23.4.2001	10,98		594 p	2109 p	
8.	139	ITA Italy	Federica PALUMBO	23.5.1995	10,76	SB	579 p	2315 p	
9.	169	POL Poland	Milena CHAŁUPKA	14.11.2000	10,58		567 p	1561 p	
10.	138	ITA Italy	Laura OBERTO	18.1.1993	9,76		514 p	2183 p	
11.	119	CZE Czech Republic	Denisa MAJEROVÁ	27.10.1997	9,67		508 p	2263 p	
12.	148	LAT Latvia	Zane ZEMĪTE	18.7.2001	9,06		468 p	2105 p	
13.									
15.									

Order	BIB	Country	Athlete	1	2	3
1.	138	ITA	Laura OBERTO	9,76	9,75	9,70
2.	118	CZE	Barbora DVOŘÁKOVÁ	12,25	11,22	12,23
3.	148	LAT	Zane ZEMĪTE	8,65	x	9,06
4.	128	FIN	Saga VANNINEN	10,57	11,48	11,64
5.	188	SWE	Lisa LINNELL	11,49	10,76	11,44
6.	168	POL	Wiktoria ZEZULA	12,61	12,94	12,62
7.	149	LAT	Luīze OPOLĀ	10,36	x	10,98
8.	129	FIN	Ilina-Kaisa MÄKELÄ	11,17	11,60	11,94
9.	189	SWE	Beatrice LANTZ	13,63	12,67	13,56
10.	169	POL	Milena CHAŁUPKA	9,52	x	10,58
11.	139	ITA	Federica PALUMBO	x	10,76	10,74
12.	119	CZE	Denisa MAJEROVÁ	8,87	9,14	9,67

Shot put Heptathlon

ER: 22,63 Natalya Lisovskaya URS - Moskva 7.6.1987 / EL: 19,23 Christina Schwanitz GER - Halle 1.6



Event RESULTS

Women

Group B		05 July 2019		Start Time: 18:30		21°C	
Rank	BIB	Country	Athlete	DOB	Result	Points	3 events
1.	167	POL Poland	Patrycja SKÓRZEWSKA	15.6.1996	13,79	780 p	2429 p
2.	166	POL Poland	Paulina LIGARSKA	9.4.1996	13,06	731 p	2552 p
3.	127	FIN Finland	Amanda LILJENDAL	31.3.1998	12,49	694 p	2266 p
4.	116	CZE Czech Republic	Kateřina CACHOVÁ	26.2.1990	12,15	SB 671 p	2636 p
5.	136	ITA Italy	Enrica CIPOLLONI	19.10.1990	12,05	664 p	2566 p
6.	126	FIN Finland	Jutta HEIKKINEN	27.10.1994	11,58	633 p	2521 p
7.	137	ITA Italy	Sveva GEREVINI	31.5.1996	10,92	590 p	2159 p
8.	147	LAT Latvia	Krista SPRŪDE	13.10.2001	10,55	566 p	2133 p
9.	146	LAT Latvia	Ilona DRAMAČONOKA	4.9.1992	10,14	539 p	2168 p
10.	187	SWE Sweden	Elvira CARLÉN	12.3.2001	9,60	503 p	2164 p
11.	117	CZE Czech Republic	Tereza Elena ŠÍNOVÁ	17.8.2001	8,98	463 p	2363 p
13.							
15.							

Order	BIB	Country	Athlete	1	2	3
1.	166	POL	Paulina LIGARSKA	13,06	12,12	12,05
2.	136	ITA	Enrica CIPOLLONI	12,05	11,96	x
3.	116	CZE	Kateřina CACHOVÁ	11,58	12,15	11,15
4.	146	LAT	Ilona DRAMAČONOKA	10,14	x	x
5.	126	FIN	Jutta HEIKKINEN	11,55	11,51	11,58
6.	167	POL	Patrycja SKÓRZEWSKA	11,77	13,79	12,63
7.	137	ITA	Sveva GEREVINI	10,72	10,42	10,92
8.	117	CZE	Tereza Elena ŠÍNOVÁ	7,04	x	8,98
9.	147	LAT	Krista SPRŪDE	10,27	x	10,55
10.	127	FIN	Amanda LILJENDAL	12,49	x	12,49
11.	187	SWE	Elvira CARLÉN	9,60	9,43	8,99

200 m

Heptathlon

ER: 21,71 Marita Koch GDR - Karl Marx Stadt 10.6.1979 / EL: 22,18 Dina Asher-Smith GBR - Stockholm 30.5



Event RESULTS

Women

Heat 1		05 July 2019		Start Time: 19:45		21°C		Wind: -0,7 m/s	
Rank	BIB	Country	Athlete	DOB	Reac.T	Result	Points	4 events	
1.	119	CZE	Czech Republic	Denisa MAJEROVÁ	27.10.1997	0,244	25,76	818 p	3081 p
2.	139	ITA	Italy	Federica PALUMBO	23.5.1995	0,257	25,90	806 p	3121 p
3.	149	LAT	Latvia	Luīze OPOLĀ	23.4.2001		26,71	SB 736 p	2845 p
4.	189	SWE	Sweden	Beatrice LANTZ	22.10.1997	0,183	26,81	728 p	3158 p
5.	169	POL	Poland	Milena CHAŁUPKA	14.11.2000	0,218	26,96	715 p	2276 p
6.	129	FIN	Finland	Ilina-Kaisa MÄKELÄ	30.3.1999	0,333	27,60	663 p	2848 p

Heat 2		05 July 2019		Start Time: 19:52		21°C		Wind: -0,6 m/s	
Rank	BIB	Country	Athlete	DOB	Reac.T	Result	Points	4 events	
1.	118	CZE	Czech Republic	Barbora DVOŘÁKOVÁ	10.5.1997	0,222	24,71	914 p	3269 p
2.	128	FIN	Finland	Saga VANNINEN	4.5.2003	0,266	25,34	856 p	3287 p
3.	138	ITA	Italy	Laura OBERTO	18.1.1993		25,53	839 p	3022 p
4.	168	POL	Poland	Wiktoria ZEZULA	21.3.1996	0,371	25,67	826 p	2714 p
5.	188	SWE	Sweden	Lisa LINNELL	30.4.1991	0,183	26,44	759 p	3135 p
6.	148	LAT	Latvia	Zane ZEMĪTE	18.7.2001	0,311	26,99	PB 713 p	2818 p

Heat 3		05 July 2019		Start Time: 19:59		21°C		Wind: -0,5 m/s	
Rank	BIB	Country	Athlete	DOB	Reac.T	Result	Points	4 events	
1.	137	ITA	Italy	Sveva GEREVINI	31.5.1996		24,46	937 p	3096 p
2.	167	POL	Poland	Patrycja SKÓRZEWSKA	15.6.1996		25,36	854 p	3283 p
3.	117	CZE	Czech Republic	Tereza Elena ŠÍNOVÁ	17.8.2001		25,39	851 p	3214 p
4.	127	FIN	Finland	Amanda LILJENDAL	31.3.1998		25,99	798 p	3064 p
5.	187	SWE	Sweden	Elvira CARLÉN	12.3.2001		26,59	746 p	2910 p
6.	147	LAT	Latvia	Krista SPRŪDE	13.10.2001		27,05	SB 708 p	2841 p

Heat 4		05 July 2019		Start Time: 20:06		21°C		Wind: -1,1 m/s	
Rank	BIB	Country	Athlete	DOB	Reac.T	Result	Points	4 events	
1.	116	CZE	Czech Republic	Kateřina CACHOVÁ	26.2.1990		25,07	880 p	3516 p
2.	126	FIN	Finland	Jutta HEIKKINEN	27.10.1994		25,22	867 p	3388 p
3.	166	POL	Poland	Paulina LIGARSKA	9.4.1996		25,36	854 p	3406 p
4.	136	ITA	Italy	Enrica CIPOLLONI	19.10.1990		26,95	716 p	3282 p
5.	146	LAT	Latvia	Ilona DRAMAČONOKA	4.9.1992		27,15	699 p	2867 p

Long jump Heptathlon

ER: 7,52 Galina Chistyakova URS - Leningrad 11.6.1988 / EL: 7,07 Malaika Mihambo GER - Roma 6.6



Event RESULTS

Women

Group A		06 July 2019		Start Time: 14:15		24°C			
Rank	BIB	Country	Athlete	DOB	Result	Wind	Points	5 events	
1.	118	CZE Czech Republic	Barbora DVOŘÁKOVÁ	10.5.1997	6,20	0,5 SB	912 p	4181 p	
2.	128	FIN Finland	Saga VANNINEN	4.5.2003	6,00	0,7 PB	850 p	4137 p	
3.	138	ITA Italy	Laura OBERTO	18.1.1993	5,95	0,5	834 p	3856 p	
4.	188	SWE Sweden	Lisa LINNELL	30.4.1991	5,94	0,7 SB	831 p	3966 p	
5.	139	ITA Italy	Federica PALUMBO	23.5.1995	5,78	1,7 SB	783 p	3904 p	
6.	119	CZE Czech Republic	Denisa MAJEROVÁ	27.10.1997	5,77	0,8 PB	780 p	3861 p	
7.	148	LAT Latvia	Zane ZEMĪTE	18.7.2001	5,75	1,3 PB	774 p	3592 p	
8.	189	SWE Sweden	Beatrice LANTZ	22.10.1997	5,74	1,3 PB	771 p	3929 p	
9.	129	FIN Finland	Iina-Kaisa MÄKELÄ	30.3.1999	5,45	1,1	686 p	3534 p	
10.	169	POL Poland	Milena CHAŁUPKA	14.11.2000	5,20	1,0	614 p	2890 p	
11.	168	POL Poland	Wiktoria ZEZULA	21.3.1996	5,14	0,9	598 p	3312 p	
	149	LAT Latvia	Luīze OPOLĀ	23.4.2001	NM		0 p	2845 p	

Order	BIB	Country	Athlete	1	w	2	w	3	w
1.	168	POL	Wiktoria ZEZULA	5,14	0,9	x		5,04	-0,5
2.	138	ITA	Laura OBERTO	5,83	0,7	5,88	-0,3	5,95	0,5
3.	118	CZE	Barbora DVOŘÁKOVÁ	5,83	0,8	6,03	0,7	6,20	0,5
4.	148	LAT	Zane ZEMĪTE	5,51	-0,3	5,60	0,5	5,75	1,3
5.	128	FIN	Saga VANNINEN	5,78	1,0	6,00	0,7	5,71	1,0
6.	188	SWE	Lisa LINNELL	5,94	0,7	x		x	
7.	119	CZE	Denisa MAJEROVÁ	5,41	0,2	5,77	0,8	5,37	-1,1
8.	149	LAT	Luīze OPOLĀ	x		x		-	
9.	129	FIN	Iina-Kaisa MÄKELÄ	5,45	1,1	5,33	0,5	5,42	-0,4
10.	189	SWE	Beatrice LANTZ	x		5,74	1,3	x	
11.	169	POL	Milena CHAŁUPKA	5,20	1,0	x		4,94	-1,5
12.	139	ITA	Federica PALUMBO	5,74	-0,3	5,78	1,7	x	

Long jump Heptathlon

ER: 7,52 Galina Chistyakova URS - Leningrad 11.6.1988 / EL: 7,07 Malaika Mihambo GER - Roma 6.6



Event RESULTS

Women

Group B		06 July 2019		Start Time: 14:15		24°C			
Rank	BIB	Country	Athlete	DOB	Result	Wind	Points	5 events	
1.	116	CZE Czech Republic	Kateřina CACHOVÁ	26.2.1990	6,08	0,7	874 p	4390 p	
2.	126	FIN Finland	Jutta HEIKKINEN	27.10.1994	6,04	0,6 PB	862 p	4250 p	
3.	117	CZE Czech Republic	Tereza Elena ŠÍNOVÁ	17.8.2001	5,96	0,1	837 p	4051 p	
4.	137	ITA Italy	Sveva GEREVINI	31.5.1996	5,87	-1,5 PB	810 p	3906 p	
5.	167	POL Poland	Patrycja SKÓRZEWSKA	15.6.1996	5,87	0,2	810 p	4093 p	
6.	136	ITA Italy	Enrica CIPOLLONI	19.10.1990	5,80	-0,7	789 p	4071 p	
7.	166	POL Poland	Paulina LIGARSKA	9.4.1996	5,70	0,8	759 p	4165 p	
8.	127	FIN Finland	Amanda LILJENDAL	31.3.1998	5,69	1,8 PB	756 p	3820 p	
9.	187	SWE Sweden	Elvira CARLÉN	12.3.2001	5,23	0,4	623 p	3533 p	
10.	146	LAT Latvia	Ilona DRAMAČONOKA	4.9.1992	5,22	-0,1	620 p	3487 p	
11.	147	LAT Latvia	Krista SPRŪDE	13.10.2001	4,65	-0,4	466 p	3307 p	

Order	BIB	Country	Athlete	1	w	2	w	3	w
1.	126	FIN	Jutta HEIKKINEN	6,04	0,6	x		5,87	1,4
2.	166	POL	Paulina LIGARSKA	4,03	0,0	5,47	0,6	5,70	0,8
3.	136	ITA	Enrica CIPOLLONI	5,80	-0,7	5,71	-1,2	5,79	-0,2
4.	116	CZE	Kateřina CACHOVÁ	6,08	0,7	6,05	0,4	5,96	0,3
5.	146	LAT	Ilona DRAMAČONOKA	5,22	-0,1	x		5,20	-0,2
6.	167	POL	Patrycja SKÓRZEWSKA	5,25	-1,1	5,28	-1,1	5,87	0,2
7.	137	ITA	Sveva GEREVINI	5,34	1,1	5,80	0,5	5,87	-1,5
8.	117	CZE	Tereza Elena ŠÍNOVÁ	5,96	0,1	5,94	1,8	x	
9.	147	LAT	Krista SPRŪDE	x		x		4,65	-0,4
10.	127	FIN	Amanda LILJENDAL	x		5,69	1,8	5,66	0,3
11.	187	SWE	Elvira CARLÉN	5,04	-0,1	5,23	0,4	5,11	-0,3

Javelin throw

Heptathlon

ER: 72,28 Barbora Špotáková CZE - Stuttgart 13.9.2008 / EL: 67,40 Nikola Ogrodniková CZE - Offenburg 26.5



Event RESULTS

Women

Group A		05 July 2019		Start Time: 15:35		24°C	
Rank	BIB	Country	Athlete	DOB	Result	Points	6 events
1.	189	SWE Sweden	Beatrice LANTZ	22.10.1997	44,77	759 p	4688 p
2.	139	ITA Italy	Federica PALUMBO	23.5.1995	44,69	PB	757 p 4661 p
3.	128	FIN Finland	Saga VANNINEN	4.5.2003	38,77	644 p	4781 p
4.	129	FIN Finland	Iina-Kaisa MÄKELÄ	30.3.1999	37,63	622 p	4156 p
5.	188	SWE Sweden	Lisa LINNELL	30.4.1991	35,27	577 p	4543 p
6.	169	POL Poland	Milena CHAŁUPKA	14.11.2000	33,75	548 p	3438 p
7.	118	CZE Czech Republic	Barbora DVOŘÁKOVÁ	10.5.1997	32,66	527 p	4708 p
8.	119	CZE Czech Republic	Denisa MAJEROVÁ	27.10.1997	31,31	501 p	4362 p
9.	148	LAT Latvia	Zane ZEMĪTE	18.7.2001	30,33	483 p	4075 p
10.	168	POL Poland	Wiktoria ZEZULA	21.3.1996	28,97	457 p	3769 p
11.	138	ITA Italy	Laura OBERTO	18.1.1993	25,23	387 p	4243 p
DNS	149	LAT Latvia	Luīze OPOLĀ	23.4.2001	DNS		

Order	BIB	Country	Athlete	1	2	3
1.	128	FIN	Saga VANNINEN	x	38,77	36,91
2.	188	SWE	Lisa LINNELL	34,19	35,27	34,30
3.	168	POL	Wiktoria ZEZULA	28,97	x	x
4.	138	ITA	Laura OBERTO	22,75	x	25,23
5.	118	CZE	Barbora DVOŘÁKOVÁ	x	32,52	32,66
6.	148	LAT	Zane ZEMĪTE	25,63	30,33	27,23
7.	169	POL	Milena CHAŁUPKA	32,69	33,26	33,75
8.	139	ITA	Federica PALUMBO	43,80	x	44,69
9.	119	CZE	Denisa MAJEROVÁ	x	31,19	31,31
10.	149	LAT	Luīze OPOLĀ	-	-	-
11.	129	FIN	Iina-Kaisa MÄKELÄ	36,21	36,62	37,63
12.	189	SWE	Beatrice LANTZ	44,77	44,52	43,03

Javelin throw

Heptathlon

ER: 72,28 Barbora Špotáková CZE - Stuttgart 13.9.2008 / EL: 67,40 Nikola Ogrodniková CZE - Offenburg 26.5



Event RESULTS

Women

Group B		05 July 2019		Start Time: 16:45		20°C			
Rank	BIB	Country	Athlete	DOB	Result	Points	6 events		
1.	116	CZE Czech Republic	Kateřina CACHOVÁ	26.2.1990	47,36		809 p	5199 p	
2.	126	FIN Finland	Jutta HEIKKINEN	27.10.1994	45,10	SB	765 p	5015 p	
3.	127	FIN Finland	Amanda LILJENDAL	31.3.1998	43,75	SB	739 p	4559 p	
4.	136	ITA Italy	Enrica CIPOLLONI	19.10.1990	40,22		672 p	4743 p	
5.	137	ITA Italy	Sveva GEREVINI	31.5.1996	39,87	SB	665 p	4571 p	
6.	146	LAT Latvia	Ilona DRAMAČONOKA	4.9.1992	39,83		664 p	4151 p	
7.	147	LAT Latvia	Krista SPRŪDE	13.10.2001	38,74	SB	643 p	3950 p	
8.	166	POL Poland	Paulina LIGARSKA	9.4.1996	37,06		611 p	4776 p	
9.	167	POL Poland	Patrycja SKÓRZEWSKA	15.6.1996	31,93	SB	513 p	4606 p	
10.	117	CZE Czech Republic	Tereza Elena ŠÍNOVÁ	17.8.2001	22,18		329 p	4380 p	
	187	SWE Sweden	Elvira CARLÉN	12.3.2001	NM		0 p	3533 p	

Order	BIB	Country	Athlete	1	2	3
1.	166	POL	Paulina LIGARSKA	36,41	37,06	31,32
2.	136	ITA	Enrica CIPOLLONI	33,21	38,33	40,22
3.	116	CZE	Kateřina CACHOVÁ	45,16	47,36	39,50
4.	146	LAT	Ilona DRAMAČONOKA	x	39,01	39,83
5.	126	FIN	Jutta HEIKKINEN	40,13	45,10	42,49
6.	117	CZE	Tereza Elena ŠÍNOVÁ	x	22,18	x
7.	147	LAT	Krista SPRŪDE	38,69	38,74	x
8.	127	FIN	Amanda LILJENDAL	43,75	38,74	x
9.	187	SWE	Elvira CARLÉN	x	x	x
10.	167	POL	Patrycja SKÓRZEWSKA	30,15	30,31	31,93
11.	137	ITA	Sveva GEREVINI	39,87	x	39,73

800 m

Heptathlon

ER: 1.53,28 Jarmila Kratochvílová CZE - München 26.7.1983 / EL: 2.00,15 Sarah McDonald GBR - Watford 29.6



Event RESULTS

Women

Heat 1

06 July 2019

Start Time: 18:45

23°C

Rank	BIB	Country	Athlete	DOB	Result	Points	Total
1.	138	ITA Italy	Laura OBERTO	18.1.1993	2 12,66	PB 926 p	5169 p
2.	137	ITA Italy	Sveva GEREVINI	31.5.1996	2 18,87	SB 839 p	5410 p
3.	139	ITA Italy	Federica PALUMBO	23.5.1995	2 19,06	SB 836 p	5497 p
4.	188	SWE Sweden	Lisa LINNELL	30.4.1991	2 19,83	826 p	5369 p
5.	189	SWE Sweden	Beatrice LANTZ	22.10.1997	2 22,54	PB 789 p	5477 p
6.	187	SWE Sweden	Elvira CARLÉN	12.3.2001	2 26,95	SB 732 p	4265 p
7.	147	LAT Latvia	Krista SPRŪDE	13.10.2001	2 28,68	PB 710 p	4660 p
8.	136	ITA Italy	Enrica CIPOLLONI	19.10.1990	2 31,45	675 p	5418 p
9.	148	LAT Latvia	Zane ZEMĪTE	18.7.2001	2 37,44	603 p	4678 p
10.	146	LAT Latvia	Iļona DRAMAČONOKA	4.9.1992	2 40,78	SB 564 p	4715 p

Heat 2

06 July 2019

Start Time: 18:53

23°C



Rank	BIB	Country	Athlete	DOB	Result	Points	Total
1.	169	POL Poland	Milena CHAŁUPKA	14.11.2000	2 18,53	SB 844 p	4282 p
2.	168	POL Poland	Wiktoria ZEZULA	21.3.1996	2 18,82	840 p	4609 p
3.	116	CZE Czech Republic	Kateřina CACHOVÁ	26.2.1990	2 19,17	835 p	6034 p
4.	166	POL Poland	Paulina LIGARSKA	9.4.1996	2 20,76	SB 813 p	5589 p
5.	126	FIN Finland	Jutta HEIKKINEN	27.10.1994	2 23,25	SB 780 p	5795 p
6.	167	POL Poland	Patrycja SKÓRZEWSKA	15.6.1996	2 25,22	SB 754 p	5360 p
7.	119	CZE Czech Republic	Denisa MAJEROVÁ	27.10.1997	2 26,12	742 p	5104 p
8.	117	CZE Czech Republic	Tereza Elena ŠÍNOVÁ	17.8.2001	2 26,50	737 p	5117 p
9.	118	CZE Czech Republic	Barbora DVOŘÁKOVÁ	10.5.1997	2 27,09	SB 730 p	5438 p
10.	127	FIN Finland	Amanda LILJENDAL	31.3.1998	2 28,23	SB 715 p	5274 p
11.	128	FIN Finland	Saga VANNINEN	4.5.2003	2 31,97	SB 668 p	5449 p
12.	129	FIN Finland	Iina-Kaisa MÄKELÄ	30.3.1999	2 35,29	628 p	4784 p

Abbreviations:

ER European Record
EL European Season Leader
NR National Record

PB Personal Best
SB Season Best
NM No Mark



DNS Did not start
DNF Did not finish
DSQ Disqualified

ER	9 126 p	Kevin Mayer	10/02/92		FRA	Talence - 16/9/2018	(10"55/0,3 - 7,80/1,2 - 16,00 - 2,05 - 48"42 // 13"75/-1,1 - 50,54 - 5,45 - 71,90 - 4'36"11)
EL	8 444 p	Kai Kazmirek	28/01/91		GER	Ratingen - 30.6	(10"85/1.3 - 7.74/-0.2 - 14.72 - 1.99 - 46"81 // 14"14/2.2 - 44.71 - 5.10 - 56.95 - 4'41"72)

RESULTS

DECATHLON



Rank	BIB	Country	Athlete	Country	DOB	Total	Day 1						Day 2							
							100m		Long Jump		Shot	High Jump	400m	110m hurdles		Discus	Pole Vault	Javelin	1 500m	
							sec	wind	m	wind	m	m	sec	sec	wind	m	m	m	min	sec
1 ^o	113		CZE Jirí SÝKORA	Czech Republic	20.01.95	8 104 p	Result pts	11,04	0,3	7,50	0,1	14,66	1,98	49,07	14,62	-2,3	48,96	4,60	60,10	4 48,03
								852p		935p		769p	785p	858p	896p		849p	790p	739p	631p
2 ^o	111		CZE Jan DOLEŽAL	Czech Republic	06.06.96	8 083 p	Result pts	10,99	2,0	7,11	-0,4	15,03	1,95	49,32	15,19	-2,3	49,56	4,70	65,02	4 42,72
								863p		840p		792p	758p	846p	827p		861p	819p	814p	663p
3 ^o	181		SWE Fredrik SAMUELSSON	Sweden	16.02.95	7 930 p	Result pts	11,01	2,0	7,29	0,2	14,56	2,04	49,53	15,40	-2,3	42,07	4,90	59,12	4 47,10
								858p		883p		763p	840p	836p	802p		707p	880p	725p	636p
4 ^o	161		POL Paweł WIESIOŁEK	Poland	13.08.91	7 753 p	Result pts	10,82	2,0	6,94	0,1	13,88	2,01	48,98	15,94	-2,3	44,62	4,80	53,25	4 41,27
								901p		799p		721p	813p	862p	740p		759p	849p	637p	672p
5 ^o	114		CZE Marek LUKÁŠ	Czech Republic	16.07.91	7 743 p	Result pts	10,84	3,7	7,04	0,9	14,14	1,86	50,39	14,74	-1,3	39,90	4,50	65,57	4 39,42
								897p		823p		737p	679p	797p	881p		663p	760p	822p	684p
6 ^o	121		FIN Elmo SAVOLA	Finland	10.03.95	7 660 p	Result pts	11,00	2,0	6,92	-0,3	13,58	1,95	50,46	14,99	-2,3	43,02	4,50	63,40	4 49,33
								861p		795p		703p	758p	794p	851p		726p	760p	789p	623p
7 ^o	141		LAT Reinis KRĒGERS	Latvia	22.01.92	7 392 p	Result pts	11,24	2,0	6,99	-0,1	13,66	2,01	51,10	15,96	-2,3	43,12	4,20	55,86	4 41,20
								808p		811p		708p	813p	765p	737p		728p	673p	676p	673p
8 ^o	142		LAT Krišjānis BEĻAUNIEKS	Latvia	10.07.98	7 108 p	Result pts	11,75	1,3	7,01	0,8	13,32	1,95	51,38	15,83	-1,6	37,11	4,30	62,49	5 00,18 PB
								701p		816p		687p	758p	752p	752p		606p	702p	775p	559p
9 ^o	122		FIN Juuso HASSI	Finland	04.04.93	7 090 p	Result pts	11,17	1,3	6,81	-0,3	13,27	1,83	51,28	15,83	-1,6	37,58	4,50	54,57	4 49,83
								823p		769p		684p	653p	757p	752p		616p	760p	656p	620p
10 ^o	112		CZE Adam Sebastian HELCELET	Czech Republic	27.10.91	7 060 p	Result pts	11,18	1,3	7,00	0,9	14,72	1,98	51,02	14,97	-1,6	43,60	4,50	60,75	DNF
								821p		814p		772p	785p	768p	853p		738p	760p	749p	0p

ER	9 126 p	Kevin Mayer	10/02/92		FRA	Talence - 16/9/2018	(10"55/0,3 - 7,80/1,2 - 16,00 - 2,05 - 48"42 // 13"75/-1,1 - 50,54 - 5,45 - 71,90 - 4'36"11)
EL	8 444 p	Kai Kazmirek	28/01/91		GER	Ratingen - 30.6	(10"85/1.3 - 7.74/-0.2 - 14.72 - 1.99 - 46"81 // 14"14/2.2 - 44.71 - 5.10 - 56.95 - 4'41"72)

RESULTS





DECATHLON

Rank	BIB	Country	Athlete	Country	DOB	Total	Day 1						Day 2								
							100m		Long Jump		Shot	High Jump	400m	110m hurdles		Discus	Pole Vault	Javelin	1 500m		
							sec	wind	m	wind	m	m	sec	sec	wind	m	m	m	min	sec	
11 ^e	162		POL Krzysztof MIARA	Poland	11.06.94	7 027 p	Result pts	11,29 797p	1,3	6,65 732p	-0,4	12,45 634p	1,80 627p	50,77 779p	15,54 785p	-1,6	39,79 660p	4,40 731p	54,95 662p	4 49,76 620p	
12 ^e	134		ITA Matteo TAVIANI	Italy	06.11.97	7 024 p	Result pts	10,62 947p	3,7	6,92 795p	0,3	11,21 559p	1,74 577p	49,26 849p	15,60 778p	-1,3	33,64 537p	4,60 790p	45,74 526p	4 42,30 666p	PB
13 ^e	183		SWE Rasmus ELFGAARD	Sweden	03.12.94	7 017 p	Result pts	11,46 761p	0,3	6,67 736p	1,7	12,36 628p	1,83 653p	52,42 706p	16,12 719p	-2,3	39,98 664p	4,70 819p	62,75 779p	5 01,31 552p	PB
14 ^e	164		POL Michał KRAWCZYK	Poland	08.09.92	6 981 p	Result pts	11,10 838p	3,7	6,44 684p	0,8	12,38 629p	1,83 653p	50,87 775p	15,69 768p	-1,3	40,13 667p	4,70 819p	42,52 479p	4 41,80 669p	
15 ^e	124		FIN Petri IHANDER	Finland	04.09.96	6 944 p	Result pts	10,81 903p	3,7	6,80 767p	1,6	11,33 566p	1,80 627p	51,53 745p	16,11 720p	-1,3	37,14 607p	4,50 760p	52,88 631p	4 50,18 618p	PB
16 ^e	132		ITA Matteo DI PRIMA	Italy	22.05.95	6 901 p	Result pts	11,59 734p	1,3	6,54 707p	-0,6	12,17 617p	1,89 705p	53,31 668p	15,61 777p	-1,6	39,51 655p	4,40 731p	57,05 694p	4 50,89 613p	
17 ^e	184		SWE Jonathan CARBE	Sweden	22.03.90	6 892 p	Result pts	10,84 897p	3,7	7,05 826p	-1,3	12,05 609p	1,89 705p	49,67 830p	15,52 788p	-1,3	34,06 545p	3,90 590p	41,91 470p	4 47,72 632p	PB
18 ^e	133		ITA Lorenzo NAIDON	Italy	15.06.99	6 880 p	Result pts	11,20 817p	0,3	7,09 835p	0,4	11,46 574p	1,92 731p	51,20 760p	15,40 802p	-2,3	32,56 515p	4,40 731p	46,95 544p	4 58,08 571p	PB
19 ^e	143		LAT Niks SAMAUSKIS	Latvia	02.04.99	6 504 p	Result pts	11,49 755p	0,3	6,89 788p	-0,4	11,70 588p	1,95 758p	52,65 697p	15,88 746p	-2,3	36,13 586p	3,80 562p	50,08 590p	5 23,09 434p	
20 ^e	123		FIN Eetu KANGAS	Finland	17.11.93	6 052 p	Result pts	11,80 691p	0,3	5,94 574p	-2,2	12,80 655p	1,80 627p	55,12 594p	16,49 679p	-2,3	39,07 646p	4,00 617p	37,62 408p	4 59,79 561p	

ER	9 126 p	Kevin Mayer	10/02/92		FRA	Talence - 16/9/2018	(10"55/0,3 - 7,80/1,2 - 16,00 - 2,05 - 48"42 // 13"75/-1,1 - 50,54 - 5,45 - 71,90 - 4'36"11)
EL	8 444 p	Kai Kazmirek	28/01/91		GER	Ratingen - 30.6	(10"85/1.3 - 7.74/-0.2 - 14.72 - 1.99 - 46"81 // 14"14/2.2 - 44.71 - 5.10 - 56.95 - 4'41"72)

RESULTS

DECATHLON

Rank	BIB	Country	Athlete Country	DOB	Total	Day 1						Day 2						
						100m	Long Jump		Shot	High Jump	400m	110m hurdles		Discus	Pole Vault	Javelin	1 500m	
						sec	wind	m	wind	m	m	sec	sec	wind	m	m	min	sec
R4	182		SWE Kevin FANKL Sweden	06.12.95	retired	Result pts	11,47 759p	1,3	6,72 748p	1,1	12,89 661p	1,77 602p	52,99 682p	16,59 668p	-1,6	39,87 662p	NM	DNS
R3	144		LAT Pēteris KRAUJA Latvia	02.04.96	retired	Result pts	11,05 850p	3,7	6,55 709p	-0,4	13,45 695p	1,92 731p	51,86 731p	16,70 656p	-1,3	34,24 548p	NM	DNS
R2	163		POL Jacek CHOCHOROWSKI Poland	18.09.96	retired	Result pts	11,33 789p	0,3	7,22 866p	-0,2	12,75 652p	1,77 602p	50,31 800p	15,44 797p	-2,3	40,57 676p	DNS	
R1	131		ITA Simone CAIROLI Italy	12.09.90	retired	Result pts	11,21 814p	2,0	DNS									

100 m

Decathlon

ER: 9,86 Francis Obikwelu POR - Athinaí 22.8.2004 / EL: 9,97 Reece Prescod GBR - Shanghai 18.5



Event RESULTS

Men

Heat 1		05 July 2019		Start Time: 14:35		21°C		Wind: 3,7 m/s	
Rank	BIB	Country	Athlete	DOB	Reac.T	Result	Points		
1.	134	ITA	Italy	Matteo TAVIANI	6.11.1997	10,62	947 p		
2.	124	FIN	Finland	Petri IHANDER	4.9.1996	10,81	903 p		
3.	114	CZE	Czech Republic	Marek LUKÁŠ	16.7.1991	10,84	897 p		
4.	184	SWE	Sweden	Jonathan CARBE	22.3.1990	10,84	897 p		
5.	144	LAT	Latvia	Pēteris KRAUJA	2.4.1996	11,05	850 p		
6.	164	POL	Poland	Michał KRAWCZYK	8.9.1992	11,10	838 p		

Heat 2		05 July 2019		Start Time: 14:42		21°C		Wind: 0,3 m/s	
Rank	BIB	Country	Athlete	DOB	Reac.T	Result	Points		
1.	113	CZE	Czech Republic	Jirí SÝKORA	20.1.1995	11,04	852 p	SB	
2.	133	ITA	Italy	Lorenzo NAIDON	15.6.1999	11,20	817 p	SB	
3.	163	POL	Poland	Jacek CHOCHOROWSKI	18.9.1996	11,33	789 p		
4.	183	SWE	Sweden	Rasmus ELFGAARD	3.12.1994	11,46	761 p		
5.	143	LAT	Latvia	Niks SAMAUSKIS	2.4.1999	11,49	755 p	PB	
6.	123	FIN	Finland	Eetu KANGAS	17.11.1993	11,80	691 p	SB	

Heat 3		05 July 2019		Start Time: 14:49		21°C		Wind: 1,3 m/s	
Rank	BIB	Country	Athlete	DOB	Reac.T	Result	Points		
1.	122	FIN	Finland	Juuso HASSI	4.4.1993	11,17	823 p		
2.	112	CZE	Czech Republic	Adam Sebastian HELCELET	27.10.1991	11,18	821 p	SB	
3.	162	POL	Poland	Krzysztof MIARA	11.6.1994	11,29	797 p	SB	
4.	182	SWE	Sweden	Kevin FANKL	6.12.1995	11,47	759 p	SB	
5.	132	ITA	Italy	Matteo DI PRIMA	22.5.1995	11,59	734 p		
6.	142	LAT	Latvia	Krišjānis BEĻAUNIEKS	10.7.1998	11,75	701 p	SB	

Heat 4		05 July 2019		Start Time: 14:56		21°C		Wind: 2,0 m/s	
Rank	BIB	Country	Athlete	DOB	Reac.T	Result	Points		
1.	161	POL	Poland	Paweł WIESIOŁEK	13.8.1991	0,254	10,82	901 p	
2.	111	CZE	Czech Republic	Jan DOLEŽAL	6.6.1996	0,181	10,99	863 p	SB
3.	121	FIN	Finland	Elmo SAVOLA	10.3.1995	0,172	11,00	861 p	SB
4.	181	SWE	Sweden	Fredrik SAMUELSSON	16.2.1995	0,167	11,01	858 p	SB
5.	131	ITA	Italy	Simone CAIROLI	12.9.1990	0,226	11,21	814 p	
6.	141	LAT	Latvia	Reinis KRĒGERS	22.1.1992	0,237	11,24	808 p	SB

Long jump

Decathlon

ER: 8,86 Robert Emmiyan URS - Tsakhkadzor 22.5.1987 / EL: 8,22 Thobias Montler SWE - Stockholm 30.5



Event RESULTS

Men

Group A		05 July 2019		Start Time: 15:35		22°C			
Rank	BIB	Country	Athlete	DOB	Result	Wind	Points	2 events	
1.	113	CZE Czech Republic	Jirí SÝKORA	20.1.1995	7,50	0,1	935 p	1787 p	
2.	163	POL Poland	Jacek CHOCHOROWSKI	18.9.1996	7,22	-0,2	866 p	1655 p	
3.	133	ITA Italy	Lorenzo NAIDON	15.6.1999	7,09	0,4 SB	835 p	1652 p	
4.	184	SWE Sweden	Jonathan CARBE	22.3.1990	7,05	-1,3	826 p	1723 p	
5.	114	CZE Czech Republic	Marek LUKÁŠ	16.7.1991	7,04	0,9	823 p	1720 p	
6.	134	ITA Italy	Matteo TAVIANI	6.11.1997	6,92	0,3 PB	795 p	1742 p	
7.	143	LAT Latvia	Niks SAMASKIS	2.4.1999	6,89	-0,4	788 p	1543 p	
8.	124	FIN Finland	Petri IHANDER	4.9.1996	6,80	1,6	767 p	1670 p	
9.	183	SWE Sweden	Rasmus ELFGAARD	3.12.1994	6,67	1,7 SB	736 p	1497 p	
10.	144	LAT Latvia	Pēteris KRAUJA	2.4.1996	6,55	-0,4 SB	709 p	1559 p	
11.	164	POL Poland	Michał KRAWCZYK	8.9.1992	6,44	0,8	684 p	1522 p	
12.	123	FIN Finland	Eetu KANGAS	17.11.1993	5,94	-2,2	574 p	1265 p	
13.									
15.									

Order	BIB	Country	Athlete	1	w	2	w	3	w
1.	163	POL	Jacek CHOCHOROWSKI	x		7,22	-0,2	5,42	0,4
2.	133	ITA	Lorenzo NAIDON	7,09	0,4	6,93	1,0	x	
3.	113	CZE	Jirí SÝKORA	7,33	2,9	7,50	0,1	-	
4.	143	LAT	Niks SAMASKIS	6,67	0,0	6,89	-0,4	6,66	-0,1
5.	123	FIN	Eetu KANGAS	x		5,94	-2,2	x	
6.	183	SWE	Rasmus ELFGAARD	6,67	1,7	6,36	1,0	x	
7.	114	CZE	Marek LUKÁŠ	6,81	1,1	7,04	0,9	x	
8.	144	LAT	Pēteris KRAUJA	x		x		6,55	-0,4
9.	124	FIN	Petri IHANDER	6,48	1,5	6,68	-0,6	6,80	1,6
10.	184	SWE	Jonathan CARBE	6,90	0,4	7,03	0,6	7,05	-1,3
11.	164	POL	Michał KRAWCZYK	6,12	1,4	6,18	0,1	6,44	0,8
12.	134	ITA	Matteo TAVIANI	6,62	0,8	6,92	0,3	4,89	0,2

Long jump

Decathlon

ER: 8,86 Robert Emmiyan URS - Tsakhkadzor 22.5.1987 / EL: 8,22 Thobias Montler SWE - Stockholm 30.5



Event RESULTS

Men

Group B		05 July 2019		Start Time: 15:35		22°C			
Rank	BIB	Country	Athlete	DOB	Result	Wind	Points	2 events	
1.	181	SWE Sweden	Fredrik SAMUELSSON	16.2.1995	7,29	0,2	883 p	1741 p	
2.	111	CZE Czech Republic	Jan DOLEŽAL	6.6.1996	7,11	-0,4	840 p	1703 p	
3.	142	LAT Latvia	Krišjānis BEĻAUNIEKS	10.7.1998	7,01	0,8	816 p	1517 p	
4.	112	CZE Czech Republic	Adam Sebastian HELCELET	27.10.1991	7,00	0,9	814 p	1635 p	
5.	141	LAT Latvia	Reinis KRĒGERS	22.1.1992	6,99	-0,1 SB	811 p	1619 p	
6.	161	POL Poland	Paweł WIESIOŁEK	13.8.1991	6,94	0,1	799 p	1700 p	
7.	121	FIN Finland	Elmo SAVOLA	10.3.1995	6,92	-0,3 SB	795 p	1656 p	
8.	122	FIN Finland	Juuso HASSI	4.4.1993	6,81	-0,3	769 p	1592 p	
9.	182	SWE Sweden	Kevin FANKL	6.12.1995	6,72	1,1	748 p	1507 p	
10.	162	POL Poland	Krzysztof MIARA	11.6.1994	6,65	-0,4	732 p	1529 p	
11.	132	ITA Italy	Matteo DI PRIMA	22.5.1995	6,54	-0,6	707 p	1441 p	
12.	131	ITA Italy	Simone CAIROLI	12.9.1990	DNS				
13.									
15.									

Order	BIB	Country	Athlete	1	w	2	w	3	w
1.	121	FIN	Elmo SAVOLA	6,71	0,6	6,92	-0,3	6,92	-0,2
2.	181	SWE	Fredrik SAMUELSSON	7,29	0,2	7,16	-0,3	7,23	-0,4
3.	161	POL	Paweł WIESIOŁEK	x		x		6,94	0,1
4.	131	ITA	Simone CAIROLI	-					
5.	111	CZE	Jan DOLEŽAL	x		7,11	-0,4	x	
6.	141	LAT	Reinis KRĒGERS	6,87	1,0	6,88	2,4	6,99	-0,1
7.	162	POL	Krzysztof MIARA	6,59	0,3	6,53	0,3	6,65	-0,4
8.	132	ITA	Matteo DI PRIMA	6,54	-0,6	x		x	
9.	112	CZE	Adam Sebastian HELCELET	7,00	0,9	6,99	-0,5	x	
10.	142	LAT	Krišjānis BEĻAUNIEKS	7,01	0,8	5,09	0,1	6,64	0,1
11.	122	FIN	Juuso HASSI	6,81	-0,3	6,66	0,8	6,75	1,8
12.	182	SWE	Kevin FANKL	6,06	0,1	x		6,72	1,1

Shot put Decathlon

ER: 23,06 Ulf Timmermann GDR - Chania 22.5.1988 / EL: 21,98 Michał Haratyk POL - Chorów 16.6



Event RESULTS

Men

Group A		05 July 2019		Start Time: 16:50		20°C	
Rank	BIB	Country	Athlete	DOB	Result	Points	3 events
1.	113	CZE Czech Republic	Jirí SÝKORA	20.1.1995	14,66	769 p	2556 p
2.	114	CZE Czech Republic	Marek LUKÁŠ	16.7.1991	14,14	737 p	2457 p
3.	144	LAT Latvia	Pēteris KRAUJA	2.4.1996	13,45	PB 695 p	2254 p
4.	123	FIN Finland	Eetu KANGAS	17.11.1993	12,80	655 p	1920 p
5.	163	POL Poland	Jacek CHOCHOROWSKI	18.9.1996	12,75	652 p	2307 p
6.	164	POL Poland	Michał KRAWCZYK	8.9.1992	12,38	629 p	2151 p
7.	183	SWE Sweden	Rasmus ELFGAARD	3.12.1994	12,36	628 p	2125 p
8.	184	SWE Sweden	Jonathan CARBE	22.3.1990	12,05	609 p	2332 p
9.	143	LAT Latvia	Niks SAMAUSKIS	2.4.1999	11,70	588 p	2131 p
10.	133	ITA Italy	Lorenzo NAIDON	15.6.1999	11,46	574 p	2226 p
11.	124	FIN Finland	Petri IHANDER	4.9.1996	11,33	566 p	2236 p
12.	134	ITA Italy	Matteo TAVIANI	6.11.1997	11,21	559 p	2301 p
13.							
15.							

Order	BIB	Country	Athlete	1	2	3
1.	133	ITA	Lorenzo NAIDON	11,46	x	10,98
2.	113	CZE	Jirí SÝKORA	x	14,36	14,66
3.	143	LAT	Niks SAMAUSKIS	11,70	x	11,65
4.	123	FIN	Eetu KANGAS	12,80	x	x
5.	183	SWE	Rasmus ELFGAARD	12,05	12,36	x
6.	163	POL	Jacek CHOCHOROWSKI	12,65	12,35	12,75
7.	144	LAT	Pēteris KRAUJA	13,45	x	12,95
8.	124	FIN	Petri IHANDER	11,33	x	10,95
9.	184	SWE	Jonathan CARBE	12,05	x	x
10.	164	POL	Michał KRAWCZYK	10,49	12,28	12,38
11.	134	ITA	Matteo TAVIANI	11,21	11,18	11,07
12.	114	CZE	Marek LUKÁŠ	13,44	13,24	14,14

Shot put Decathlon

ER: 23,06 Ulf Timmermann GDR - Chania 22.5.1988 / EL: 21,98 Michał Haratyk POL - Chorów 16.6



Event RESULTS

Men

Group B		05 July 2019		Start Time: 16:50		20°C	
Rank	BIB	Country	Athlete	DOB	Result	Points	3 events
1.	111	CZE Czech Republic	Jan DOLEŽAL	6.6.1996	15,03	792 p	2495 p
2.	112	CZE Czech Republic	Adam Sebastian HELCELET	27.10.1991	14,72	772 p	2407 p
3.	181	SWE Sweden	Fredrik SAMUELSSON	16.2.1995	14,56	763 p	2504 p
4.	161	POL Poland	Paweł WIESIOŁEK	13.8.1991	13,88	721 p	2421 p
5.	141	LAT Latvia	Reinis KRĒGERS	22.1.1992	13,66	708 p	2327 p
6.	121	FIN Finland	Elmo SAVOLA	10.3.1995	13,58	703 p	2359 p
7.	142	LAT Latvia	Krišjānis BEĻAUNIEKS	10.7.1998	13,32	687 p	2204 p
8.	122	FIN Finland	Juuso HASSI	4.4.1993	13,27	684 p	2276 p
9.	182	SWE Sweden	Kevin FANKL	6.12.1995	12,89	661 p	2168 p
10.	162	POL Poland	Krzysztof MIARA	11.6.1994	12,45	634 p	2163 p
11.	132	ITA Italy	Matteo DI PRIMA	22.5.1995	12,17	PB 617 p	2058 p
13.							
15.							

Order	BIB	Country	Athlete	1	2	3
1.	181	SWE	Fredrik SAMUELSSON	12,33	14,56	14,31
2.	161	POL	Paweł WIESIOŁEK	13,13	13,88	13,82
3.	131	ITA	Simone CAIROLI	-	-	-
4.	111	CZE	Jan DOLEŽAL	14,70	14,54	15,03
5.	141	LAT	Reinis KRĒGERS	12,07	13,66	x
6.	121	FIN	Elmo SAVOLA	12,53	13,46	13,58
7.	162	POL	Krzysztof MIARA	12,45	x	x
8.	132	ITA	Matteo DI PRIMA	11,94	12,17	11,50
9.	112	CZE	Adam Sebastian HELCELET	14,13	14,72	14,37
10.	142	LAT	Krišjānis BEĻAUNIEKS	12,64	13,32	x
11.	122	FIN	Juuso HASSI	12,51	13,15	13,27
12.	182	SWE	Kevin FANKL	12,55	x	12,89

High jump Decathlon

ER: 2,42 Patrik Sjöberg SWE - Stockholm 30.6.1987 / EL: 2,31 Bogdan Bondarenko UKR - Roma 6.6



Event RESULTS

Men

Group	A	05 July 2019		Start Time: 18:10		20°C			
Rank	BIB	Country		Athlete	DOB	Result	Points	4 events	
1.	121	FIN	Finland	Elmo SAVOLA	10.3.1995	1,95	SB	758 p	3117 p
2.	142	LAT	Latvia	Krišjānis BEĻAUNIEKS	10.7.1998	1,95	SB	758 p	2962 p
3.	114	CZE	Czech Republic	Marek LUKÁŠ	16.7.1991	1,86		679 p	3136 p
4.	122	FIN	Finland	Juuso HASSI	4.4.1993	1,83		653 p	2929 p
	183	SWE	Sweden	Rasmus ELFGAARD	3.12.1994	1,83		653 p	2778 p
	164	POL	Poland	Michał KRAWCZYK	8.9.1992	1,83		653 p	2804 p
7.	123	FIN	Finland	Eetu KANGAS	17.11.1993	1,80		627 p	2547 p
8.	124	FIN	Finland	Petri IHANDER	4.9.1996	1,80	SB	627 p	2863 p
	162	POL	Poland	Krzysztof MIARA	11.6.1994	1,80		627 p	2790 p
10.	182	SWE	Sweden	Kevin FANKL	6.12.1995	1,77		602 p	2770 p
11.	163	POL	Poland	Jacek CHOCHOROWSKI	18.9.1996	1,77		602 p	2909 p
12.	134	ITA	Italy	Matteo TAVIANI	6.11.1997	1,74		577 p	2878 p

Order	BIB	Country	Athlete	1,65	1,68	1,71	1,74	1,77	1,80	1,83	1,86	1,89	1,92	1,95	1,98	2,01	2,04	2,07	2,10	2,13
1.	124	FIN	Petri IHANDER	-	-	0	0	0	xx0	xxx										
2.	134	ITA	Matteo TAVIANI	-	-	-	x0	xxx												
3.	123	FIN	Eetu KANGAS	-	-	xx0	0	xx0	0	xxx										
4.	164	POL	Michał KRAWCZYK	-	0	0	x0	0	x0	xx0	xxx									
5.	183	SWE	Rasmus ELFGAARD	-	-	-	x0	x0	0	xx0	xxx									
6.	163	POL	Jacek CHOCHOROWSKI	-	0	-	xx0	x0	xxx											
7.	162	POL	Krzysztof MIARA	-	0	-	0	0	xx0	xxx										
8.	142	LAT	Krišjānis BEĻAUNIEKS	-	-	-	-	-	0	-	x0	xx0	0	x0	xxx					
9.	182	SWE	Kevin FANKL	-	-	-	0	0	-	xxx										
10.	122	FIN	Juuso HASSI	-	-	-	0	x0	x0	xx0	xxx									
11.	121	FIN	Elmo SAVOLA	-	-	-	-	-	0	x0	0	x0	x0	x0	xx-					
12.	114	CZE	Marek LUKÁŠ	-	-	-	-	-	0	x0	x0	xxx								

High jump Decathlon

ER: 2,42 Patrik Sjöberg SWE - Stockholm 30.6.1987 / EL: 2,31 Bogdan Bondarenko UKR - Roma 6.6



Event RESULTS

Men

Group	B	05 July 2019		Start Time: 18:10		20°C	
Rank	BIB	Country	Athlete	DOB	Result	Points	4 events
1.	181	SWE Sweden	Fredrik SAMUELSSON	16.2.1995	2,04	840 p	3344 p
2.	161	POL Poland	Paweł WIESIOŁEK	13.8.1991	2,01	813 p	3234 p
3.	141	LAT Latvia	Reinis KRĒGERS	22.1.1992	2,01 SB	813 p	3140 p
4.	113	CZE Czech Republic	Jirí SÝKORA	20.1.1995	1,98	785 p	3341 p
5.	112	CZE Czech Republic	Adam Sebastian HELCELET	27.10.1991	1,98	785 p	3192 p
6.	143	LAT Latvia	Niks SAMAUŠKIS	2.4.1999	1,95 SB	758 p	2889 p
7.	111	CZE Czech Republic	Jan DOLEŽAL	6.6.1996	1,95	758 p	3253 p
8.	144	LAT Latvia	Pēteris KRAUJA	2.4.1996	1,92 SB	731 p	2985 p
9.	133	ITA Italy	Lorenzo NAIDON	15.6.1999	1,92	731 p	2957 p
10.	184	SWE Sweden	Jonathan CARBE	22.3.1990	1,89	705 p	3037 p
11.	132	ITA Italy	Matteo DI PRIMA	22.5.1995	1,89	705 p	2763 p

Order	BIB	Country	Athlete	1,65	1,68	1,71	1,74	1,77	1,80	1,83	1,86	1,89	1,92	1,95	1,98	2,01	2,04	2,07	2,10	2,13
1.	143	LAT	Niks SAMAUŠKIS	-	-	-	0	-	0	-	0	0	0	xo	xxx					
2.	132	ITA	Matteo DI PRIMA	-	-	-	0	-	xo	xo	xo	xxo	xxx							
3.	144	LAT	Pēteris KRAUJA	-	-	-	-	-	-	0	0	0	0	xxx						
4.	184	SWE	Jonathan CARBE	-	-	-	-	0	-	0	-	xxo	x-							
5.	133	ITA	Lorenzo NAIDON	-	-	-	-	-	-	0	-	xxo	0	xxx						
6.	141	LAT	Reinis KRĒGERS	-	-	-	-	-	-	-	0	xo	xxo	xo	xo	xxo	xxx			
7.	111	CZE	Jan DOLEŽAL	-	-	-	-	-	-	-	-	0	0	xxo	xxx					
8.	112	CZE	Adam Sebastian HELCELET	-	-	-	-	-	-	-	-	0	0	xo	0	xxx				
9.	113	CZE	Jirí SÝKORA	-	-	-	-	-	-	-	-	-	0	0	0	xxx				
10.	161	POL	Paweł WIESIOŁEK	-	-	-	-	-	-	0	-	0	xo	0	xxo	0	xxx			
11.	181	SWE	Fredrik SAMUELSSON	-	-	-	-	-	-	-	-	-	0	-	0	0	xxo	xxx		

400 m

Decathlon

ER: 44,33 Thomas Schönlebe GDR - Roma 3.9.1987 / EL: 44,77 Davide Re ITA - La Chaux-de-Fonds 30.6



Event RESULTS

Men

Heat 1 05 July 2019 Start Time: 20:25 21°C

Rank	BIB	Country	Athlete	DOB	Reac.T	Result	Points	5 events
1.	134	ITA	Italy	Matteo TAVIANI	6.11.1997	0,241	49,26	PB 849 p 3727 p
2.	184	SWE	Sweden	Jonathan CARBE	22.3.1990	0,400	49,67	SB 830 p 3867 p
3.	114	CZE	Czech Republic	Marek LUKÁŠ	16.7.1991	0,281	50,39	SB 797 p 3933 p
4.	164	POL	Poland	Michał KRAWCZYK	8.9.1992	0,258	50,87	SB 775 p 3579 p
5.	124	FIN	Finland	Petri IHANDER	4.9.1996	0,211	51,53	SB 745 p 3608 p
6.	144	LAT	Latvia	Pēteris KRAUJA	2.4.1996	0,247	51,86	SB 731 p 3716 p

Heat 2 05 July 2019 Start Time: 20:32 21°C

Rank	BIB	Country	Athlete	DOB	Reac.T	Result	Points	5 events
1.	113	CZE	Czech Republic	Jirí SÝKORA	20.1.1995	0,259	49,07	858 p 4199 p
2.	163	POL	Poland	Jacek CHOCHOROWSKI	18.9.1996	0,254	50,31	800 p 3709 p
3.	133	ITA	Italy	Lorenzo NAIDON	15.6.1999	0,313	51,20	SB 760 p 3717 p
4.	183	SWE	Sweden	Rasmus ELFGAARD	3.12.1994	0,231	52,42	SB 706 p 3484 p
5.	143	LAT	Latvia	Niks SAMAUSKIS	2.4.1999	0,299	52,65	PB 697 p 3586 p
6.	123	FIN	Finland	Eetu KANGAS	17.11.1993	0,280	55,12	594 p 3141 p

Heat 3 05 July 2019 Start Time: 20:39 21°C

Rank	BIB	Country	Athlete	DOB	Reac.T	Result	Points	5 events
1.	162	POL	Poland	Krzysztof MIARA	11.6.1994	0,234	50,77	779 p 3569 p
2.	112	CZE	Czech Republic	Adam Sebastian HELCELET	27.10.1991	0,223	51,02	768 p 3960 p
3.	122	FIN	Finland	Juuso HASSI	4.4.1993	0,251	51,28	757 p 3686 p
4.	142	LAT	Latvia	Krišjānis BEĻAUNIEKS	10.7.1998	0,243	51,38	SB 752 p 3714 p
5.	182	SWE	Sweden	Kevin FANKL	6.12.1995	0,272	52,99	SB 682 p 3452 p
6.	132	ITA	Italy	Matteo DI PRIMA	22.5.1995	0,321	53,31	668 p 3431 p

Heat 4 05 July 2019 Start Time: 20:46 21°C

Rank	BIB	Country	Athlete	DOB	Reac.T	Result	Points	5 events
1.	161	POL	Poland	Paweł WIESIOŁEK	13.8.1991	0,307	48,98	SB 862 p 4096 p
2.	111	CZE	Czech Republic	Jan DOLEŽAL	6.6.1996	0,212	49,32	846 p 4099 p
3.	181	SWE	Sweden	Fredrik SAMUELSSON	16.2.1995	0,209	49,53	SB 836 p 4180 p
4.	121	FIN	Finland	Elmo SAVOLA	10.3.1995	0,22	50,46	794 p 3911 p
5.	141	LAT	Latvia	Reinis KRĒGERS	22.1.1992	0,272	51,10	765 p 3905 p

110 m hurdles

Decathlon

ER: 12,91 Colin Jackson GBR - Stuttgart 20.8.1993 / EL: 13,12 Sergey Shubenkov ANA - Rabat 16.6



Event RESULTS

Men

Heat 1		06 July 2019		Start Time: 10:10		21°C		Wind: -1,3 m/s	
Rank	BIB	Country	Athlete	DOB	Reac.T	Result	Points	6 events	
1.	114	CZE	Czech Republic	Marek LUKÁŠ	16.7.1991	0,149	14,74	881 p	4814 p
2.	184	SWE	Sweden	Jonathan CARBE	22.3.1990	0,221	15,52	SB	788 p 4655 p
3.	134	ITA	Italy	Matteo TAVIANI	6.11.1997	0,182	15,60	778 p	4505 p
4.	164	POL	Poland	Michał KRAWCZYK	8.9.1992	0,203	15,69	768 p	4347 p
5.	124	FIN	Finland	Petri IHANDER	4.9.1996	0,323	16,11	720 p	4328 p
6.	144	LAT	Latvia	Pēteris KRAUJA	2.4.1996	0,262	16,70	PB	656 p 4372 p

Heat 2		06 July 2019		Start Time: 10:17		21°C		Wind: -2,3 m/s	
Rank	BIB	Country	Athlete	DOB	Reac.T	Result	Points	6 events	
1.	113	CZE	Czech Republic	Jirí SÝKORA	20.1.1995	0,196	14,62	896 p	5095 p
2.	133	ITA	Italy	Lorenzo NAIDON	15.6.1999	0,243	15,40	802 p	4519 p
3.	163	POL	Poland	Jacek CHOCHOROWSKI	18.9.1996	0,571	15,44	797 p	4506 p
4.	143	LAT	Latvia	Niks SAMAUSKIS	2.4.1999	0,269	15,88	PB	746 p 4332 p
5.	183	SWE	Sweden	Rasmus ELFGAARD	3.12.1994	0,252	16,12	719 p	4203 p
6.	123	FIN	Finland	Eetu KANGAS	17.11.1993	0,262	16,49	SB	679 p 3820 p

Heat 3		06 July 2019		Start Time: 10:24		21°C		Wind: -1,6 m/s	
Rank	BIB	Country	Athlete	DOB	Reac.T	Result	Points	6 events	
1.	112	CZE	Czech Republic	Adam Sebastian HELCELET	27.10.1991	0,183	14,97	853 p	4813 p
2.	162	POL	Poland	Krzysztof MIARA	11.6.1994	0,203	15,54	785 p	4354 p
3.	132	ITA	Italy	Matteo DI PRIMA	22.5.1995	0,23	15,61	777 p	4208 p
4.	142	LAT	Latvia	Krišjānis BEĻAUNIEKS	10.7.1998	0,212	15,83	SB	752 p 4466 p
5.	122	FIN	Finland	Juuso HASSI	4.4.1993	0,34	15,83	752 p	4438 p
6.	182	SWE	Sweden	Kevin FANKL	6.12.1995	0,221	16,59	SB	668 p 4120 p

Heat 4		06 July 2019		Start Time: 10:31		21°C		Wind: -2,3 m/s	
Rank	BIB	Country	Athlete	DOB	Reac.T	Result	Points	6 events	
1.	121	FIN	Finland	Elmo SAVOLA	10.3.1995	0,177	14,99	SB	851 p 4762 p
2.	111	CZE	Czech Republic	Jan DOLEŽAL	6.6.1996	0,171	15,19	827 p	4926 p
3.	181	SWE	Sweden	Fredrik SAMUELSSON	16.2.1995	0,14	15,40	802 p	4982 p
4.	161	POL	Poland	Paweł WIESIOŁEK	13.8.1991	0,222	15,94	740 p	4836 p
5.	141	LAT	Latvia	Reinis KRĒGERS	22.1.1992	0,274	15,96	737 p	4642 p

Discus throw

Decathlon

ER: 74,08 Jürgen Schult GER - Neubrandenburg 6.6.1986 / EL: 71,86 Daniel Ståhl SWE - Bottnaryd 29.6



Event RESULTS

Men

Group A		06 July 2019		Start Time: 11:10		23°C	
Rank	BIB	Country	Athlete	DOB	Result	Points	7 events
1.	113	CZE Czech Republic	Jirí SÝKORA	20.1.1995	48,96	849 p	5944 p
2.	163	POL Poland	Jacek CHOCHOROWSKI	18.9.1996	40,57	676 p	5182 p
3.	164	POL Poland	Michał KRAWCZYK	8.9.1992	40,13	667 p	5014 p
4.	183	SWE Sweden	Rasmus ELFGAARD	3.12.1994	39,98	664 p	4867 p
5.	114	CZE Czech Republic	Marek LUKÁŠ	16.7.1991	39,90	663 p	5477 p
6.	123	FIN Finland	Eetu KANGAS	17.11.1993	39,07	646 p	4466 p
7.	124	FIN Finland	Petri IHANDER	4.9.1996	37,14	607 p	4935 p
8.	143	LAT Latvia	Niks SAMAUSKIS	2.4.1999	36,13	586 p	4918 p
9.	144	LAT Latvia	Pēteris KRAUJA	2.4.1996	34,24	548 p	4920 p
10.	184	SWE Sweden	Jonathan CARBE	22.3.1990	34,06	545 p	5200 p
11.	134	ITA Italy	Matteo TAVIANI	6.11.1997	33,64	537 p	5042 p
12.	133	ITA Italy	Lorenzo NAIDON	15.6.1999	32,56	515 p	5034 p

Order	BIB	Country	Athlete	1	2	3
1.	183	SWE	Rasmus ELFGAARD	37,77	39,98	x
2.	163	POL	Jacek CHOCHOROWSKI	39,08	36,23	40,57
3.	133	ITA	Lorenzo NAIDON	32,56	x	32,35
4.	113	CZE	Jirí SÝKORA	45,37	48,96	47,49
5.	143	LAT	Niks SAMAUSKIS	35,20	36,13	32,98
6.	123	FIN	Eetu KANGAS	38,15	x	39,07
7.	164	POL	Michał KRAWCZYK	39,93	40,13	23,24
8.	134	ITA	Matteo TAVIANI	33,64	33,38	x
9.	114	CZE	Marek LUKÁŠ	39,90	38,81	x
10.	144	LAT	Pēteris KRAUJA	x	34,24	x
11.	124	FIN	Petri IHANDER	37,14	36,79	x
12.	184	SWE	Jonathan CARBE	30,28	34,06	31,53

Discus throw

Decathlon

ER: 74,08 Jürgen Schult GER - Neubrandenburg 6.6.1986 / EL: 71,86 Daniel Ståhl SWE - Bottnaryd 29.6



Event RESULTS

Men

Group B		06 July 2019		Start Time: 12:20		23°C			
Rank	BIB	Country	Athlete	DOB	Result	Points	7 events		
1.	111	CZE Czech Republic	Jan DOLEŽAL	6.6.1996	49,56	PB	861 p	5787 p	
2.	161	POL Poland	Paweł WIESIOŁEK	13.8.1991	44,62		759 p	5595 p	
3.	112	CZE Czech Republic	Adam Sebastian HELCELET	27.10.1991	43,60		738 p	5551 p	
4.	141	LAT Latvia	Reinis KRĒGERS	22.1.1992	43,12	SB	728 p	5370 p	
5.	121	FIN Finland	Elmo SAVOLA	10.3.1995	43,02		726 p	5488 p	
6.	181	SWE Sweden	Fredrik SAMUELSSON	16.2.1995	42,07		707 p	5689 p	
7.	182	SWE Sweden	Kevin FANKL	6.12.1995	39,87		662 p	4782 p	
8.	162	POL Poland	Krzysztof MIARA	11.6.1994	39,79		660 p	5014 p	
9.	132	ITA Italy	Matteo DI PRIMA	22.5.1995	39,51		655 p	4863 p	
10.	122	FIN Finland	Juuso HASSI	4.4.1993	37,58		616 p	5054 p	
11.	142	LAT Latvia	Krišjānis BEĻAUNIEKS	10.7.1998	37,11		606 p	5072 p	

Order	BIB	Country	Athlete	1	2	3
1.	111	CZE	Jan DOLEŽAL	x	46,24	49,56
2.	141	LAT	Reinis KRĒGERS	43,12	42,40	x
3.	121	FIN	Elmo SAVOLA	40,70	43,02	x
4.	181	SWE	Fredrik SAMUELSSON	42,07	41,49	x
5.	161	POL	Paweł WIESIOŁEK	44,17	x	44,62
6.	142	LAT	Krišjānis BEĻAUNIEKS	x	x	37,11
7.	122	FIN	Juuso HASSI	x	37,58	x
8.	182	SWE	Kevin FANKL	37,30	x	39,87
9.	162	POL	Krzysztof MIARA	36,19	39,79	39,21
10.	132	ITA	Matteo DI PRIMA	x	39,51	38,22
11.	112	CZE	Adam Sebastian HELCELET	43,60	x	42,98

Pole vault

Decathlon

ER: 6,16 i Renaud Lavillenie FRA - Donetsk 15.2.2014 / EL: 6,00 Armand Duplantis SWE - Fayetteville AR 11.5



Event RESULTS

Men

Group	A	06 July 2019		Start Time: 15:45		24°C			
Rank	BIB	Country	Athlete	DOB	Result	Points	8 events		
1.	183	SWE Sweden	Rasmus ELFGAARD	3.12.1994	4,70	SB	819 p	5686 p	
2.	122	FIN Finland	Juuso HASSI	4.4.1993	4,50		760 p	5814 p	
3.	132	ITA Italy	Matteo DI PRIMA	22.5.1995	4,40	SB	731 p	5594 p	
4.	133	ITA Italy	Lorenzo NAIDON	15.6.1999	4,40	PB	731 p	5765 p	
5.	162	POL Poland	Krzysztof MIARA	11.6.1994	4,40	SB	731 p	5745 p	
6.	142	LAT Latvia	Krišjānis BEĻAUNIEKS	10.7.1998	4,30		702 p	5774 p	
7.	123	FIN Finland	Eetu KANGAS	17.11.1993	4,00		617 p	5083 p	
8.	184	SWE Sweden	Jonathan CARBE	22.3.1990	3,90	PB	590 p	5790 p	
9.	143	LAT Latvia	Niks SAMAUSKIS	2.4.1999	3,80		562 p	5480 p	
	144	LAT Latvia	Pēteris KRAUJA	2.4.1996	NM		0 p	4920 p	
	182	SWE Sweden	Kevin FANKL	6.12.1995	NM		0 p	4782 p	
	163	POL Poland	Jacek CHOCHOROWSKI	18.9.1996	DNS				

Order	BIB	Country	Athlete	3,40	3,50	3,60	3,70	3,80	3,90	4,00	4,10	4,20	4,30	4,40	4,50	4,60	4,70	4,80	4,90	5,00
1.	144	LAT	Pēteris KRAUJA	-	xxx															
2.	184	SWE	Jonathan CARBE	o	-	o	o	o	o	xxx										
3.	143	LAT	Niks SAMAUSKIS	-	-	-	xo	xo	xxx											
4.	133	ITA	Lorenzo NAIDON	-	-	-	-	o	-	o	-	xo	o	xo	xxx					
5.	182	SWE	Kevin FANKL	-	xxx															
6.	132	ITA	Matteo DI PRIMA	-	-	-	-	o	-	o	-	o	o	o	xxx					
7.	142	LAT	Krišjānis BEĻAUNIEKS	-	-	-	-	-	-	o	o	xo	o	xxx						
8.	162	POL	Krzysztof MIARA	-	-	-	-	o	-	o	-	xo	xo	xo	xxx					
9.	123	FIN	Eetu KANGAS	-	-	-	-	-	o	o	xxx									
10.	163	POL	Jacek CHOCHOROWSKI	DNS																
11.	122	FIN	Juuso HASSI	-	-	-	-	-	-	-	o	-	o	xo	o	xxx				
12.	183	SWE	Rasmus ELFGAARD	-	-	-	-	-	-	-	o	-	o	-	o	o	o	xxx		

Pole vault

Decathlon

ER: 6,16 i Renaud Lavillenie FRA - Donetsk 15.2.2014 / EL: 6,00 Armand Duplantis SWE - Fayetteville AR 11.5



Event RESULTS

Men

Group	B	06 July 2019		Start Time: 15:45	24°C			
Rank	BIB	Country	Athlete	DOB	Result	Points	8 events	
1.	181	SWE Sweden	Fredrik SAMUELSSON	16.2.1995	4,90	880 p	6569 p	
2.	161	POL Poland	Paweł WIESIOŁEK	13.8.1991	4,80	849 p	6444 p	
3.	111	CZE Czech Republic	Jan DOLEŽAL	6.6.1996	4,70	819 p	6606 p	
4.	164	POL Poland	Michał KRAWCZYK	8.9.1992	4,70	819 p	5833 p	
5.	113	CZE Czech Republic	Jirí SÝKORA	20.1.1995	4,60	790 p	6734 p	
6.	134	ITA Italy	Matteo TAVIANI	6.11.1997	4,60	790 p	5832 p	
7.	114	CZE Czech Republic	Marek LUKÁŠ	16.7.1991	4,50	760 p	6237 p	
8.	121	FIN Finland	Elmo SAVOLA	10.3.1995	4,50	760 p	6248 p	
	124	FIN Finland	Petri IHANDER	4.9.1996	4,50	760 p	5695 p	
	112	CZE Czech Republic	Adam Sebastian HELCELET	27.10.1991	4,50	760 p	6311 p	
11.	141	LAT Latvia	Reinis KRĒGERS	22.1.1992	4,20	673 p	6043 p	

Order	BIB	Country	Athlete	3,40	3,50	3,60	3,70	3,80	3,90	4,00	4,10	4,20	4,30	4,40	4,50	4,60	4,70	4,80	4,90	5,00
1.	124	FIN	Petri IHANDER	-	-	-	-	-	-	-	-	-	XO	XO	O	XXX				
2.	134	ITA	Matteo TAVIANI	.	-	-	-	-	-	-	-	-	O	-	XO	O	XXX			
3.	164	POL	Michał KRAWCZYK	.	-	-	-	-	-	-	-	-	O	XO	O	O	XO	XXX		
4.	141	LAT	Reinis KRĒGERS	.	-	-	-	-	-	-	XO	XXO	XXX							
5.	121	FIN	Elmo SAVOLA	.	-	-	-	-	-	-	-	-	XO	XO	O	XXX				
6.	113	CZE	Jirí SÝKORA	.	-	-	-	-	-	-	-	-	O	-	O	O	XXX			
7.	114	CZE	Marek LUKÁŠ	.	-	-	-	-	-	-	-	-	-	O	O	XXX				
8.	112	CZE	Adam Sebastian HELCELET	.	-	-	-	-	-	-	-	-	-	XXO	O	XXX				
9.	111	CZE	Jan DOLEŽAL	.	-	-	-	-	-	-	-	-	-	O	O	O	O	XXX		
10.	161	POL	Paweł WIESIOŁEK	.	-	-	-	-	-	-	-	-	-	O	O	O	O	XO	XXX	
11.	181	SWE	Fredrik SAMUELSSON	.	-	-	-	-	-	-	-	-	-	O	-	O	XO	XXO	XXO	XXX

Javelin throw

Decathlon

ER: 98,48 Jan Zelezný CZE - Jena 25.5.1996 / EL: 90,61 Magnus Kirt EST - Kuortane 22.6



Event RESULTS

Men

Group A		06 July 2019		Start Time: 18:00		23°C	
Rank	BIB	Country	Athlete	DOB	Result	Points	9 events
1.	114	CZE Czech Republic	Marek LUKÁŠ	16.7.1991	65,57		7059 p
2.	121	FIN Finland	Elmo SAVOLA	10.3.1995	63,40		7037 p
3.	112	CZE Czech Republic	Adam Sebastian HELCELET	27.10.1991	60,75	SB	7060 p
4.	113	CZE Czech Republic	Jirí SÝKORA	20.1.1995	60,10		7473 p
5.	141	LAT Latvia	Reinis KRĒGERS	22.1.1992	55,86		6719 p
6.	124	FIN Finland	Petri IHANDER	4.9.1996	52,88	SB	6326 p
7.	143	LAT Latvia	Niks SAMĀUSKIS	2.4.1999	50,08	PB	6070 p
8.	184	SWE Sweden	Jonathan CARBE	22.3.1990	41,91	PB	6260 p
9.	123	FIN Finland	Eetu KANGAS	17.11.1993	37,62		5491 p
	144	LAT Latvia	Pēteris KRAUJA	2.4.1996	DNS		
	182	SWE Sweden	Kevin FANKL	6.12.1995	DNS		

Order	BIB	Country	Athlete	Attempt:	1	2	3
1.	144	LAT	Pēteris KRAUJA		-	-	-
2.	182	SWE	Kevin FANKL		-	-	-
3.	141	LAT	Reinis KRĒGERS		50,23	54,80	55,86
4.	121	FIN	Elmo SAVOLA		x	58,23	63,40
5.	184	SWE	Jonathan CARBE		41,91	40,95	40,51
6.	123	FIN	Eetu KANGAS		37,62	-	-
7.	114	CZE	Marek LUKÁŠ		63,35	65,09	65,57
8.	143	LAT	Niks SAMĀUSKIS		43,77	50,08	48,27
9.	124	FIN	Petri IHANDER		52,18	50,33	52,88
10.	112	CZE	Adam Sebastian HELCELET		57,97	60,40	60,75
11.	113	CZE	Jirí SÝKORA		60,10	58,02	56,09
12.							
13.							
14.							
15.							
16.							

Javelin throw

Decathlon

ER: 98,48 Jan Zelezný CZE - Jena 25.5.1996 / EL: 90,61 Magnus Kirt EST - Kuortane 22.6



Event RESULTS

Men

Group B		06 July 2019		Start Time: 19:10		23°C			
Rank	BIB	Country	Athlete	DOB	Result	Points	9 events		
1.	111	CZE Czech Republic	Jan DOLEŽAL	6.6.1996	65,02	PB	814 p	7420 p	
2.	183	SWE Sweden	Rasmus ELFGAARD	3.12.1994	62,75	PB	779 p	6465 p	
3.	142	LAT Latvia	Krišjānis BEĻAUNIEKS	10.7.1998	62,49		775 p	6549 p	
4.	181	SWE Sweden	Fredrik SAMUELSSON	16.2.1995	59,12	SB	725 p	7294 p	
5.	132	ITA Italy	Matteo DI PRIMA	22.5.1995	57,05	PB	694 p	6288 p	
6.	162	POL Poland	Krzysztof MIARA	11.6.1994	54,95		662 p	6407 p	
7.	122	FIN Finland	Juuso HASSI	4.4.1993	54,57		656 p	6470 p	
8.	161	POL Poland	Paweł WIESIOŁEK	13.8.1991	53,25		637 p	7081 p	
9.	133	ITA Italy	Lorenzo NAIDON	15.6.1999	46,95	SB	544 p	6309 p	
10.	134	ITA Italy	Matteo TAVIANI	6.11.1997	45,74		526 p	6358 p	
11.	164	POL Poland	Michał KRAWCZYK	8.9.1992	42,52		479 p	6312 p	
12.									
13.									
14.									
15.									
16.									

Order	BIB	Country	Athlete	Attempt:	1	2	3
1.	164	POL	Michał KRAWCZYK		42,52	41,32	42,33
2.	183	SWE	Rasmus ELFGAARD		62,75	x	55,82
3.	111	CZE	Jan DOLEŽAL		65,02	63,37	61,06
4.	181	SWE	Fredrik SAMUELSSON		57,93	59,12	57,24
5.	162	POL	Krzysztof MIARA		54,95	x	-
6.	122	FIN	Juuso HASSI		54,57	54,26	53,93
7.	161	POL	Paweł WIESIOŁEK		53,25	45,83	x
8.	133	ITA	Lorenzo NAIDON		42,84	46,95	46,92
9.	134	ITA	Matteo TAVIANI		45,74	44,04	x
10.	142	LAT	Krišjānis BEĻAUNIEKS		56,68	62,49	61,86
11.	132	ITA	Matteo DI PRIMA		51,94	57,05	-
12.							
13.							
14.							
15.							
16.							

1 500 m

Decathlon

ER: 3.28,81 Mo Farah GBR - Monaco 19.7.2013 / 3.33,60 Josh Kerr GBR - Seattle, WA 15.6



Event RESULTS

Men

Heat 1		06 July 2019		Start Time: 20:25		22°C	
Rank	BIB	Country	Athlete	DOB	Result	Points	Total
1.	114	CZE	Czech Republic Marek LUKÁŠ	16.7.1991	4 39,42	684 p	7743 p
2.	141	LAT	Latvia Reinis KRĒGERS	22.1.1992	4 41,20	673 p	7392 p
3.	161	POL	Poland Paweł WIESIOŁEK	13.8.1991	4 41,27	672 p	7753 p
4.	164	POL	Poland Michał KRAWCZYK	8.9.1992	4 41,80	669 p	6981 p
5.	134	ITA	Italy Matteo TAVIANI	6.11.1997	4 42,30	666 p	7024 p
6.	111	CZE	Czech Republic Jan DOLEŽAL	6.6.1996	4 42,72	663 p	8083 p
7.	181	SWE	Sweden Fredrik SAMUELSSON	16.2.1995	4 47,10	636 p	7930 p
8.	184	SWE	Sweden Jonathan CARBE	22.3.1990	4 47,72	632 p	6892 p
9.	113	CZE	Czech Republic Jirí SÝKORA	20.1.1995	4 48,03	631 p	8104 p
10.	121	FIN	Finland Elmo SAVOLA	10.3.1995	4 49,33	623 p	7660 p
11.	162	POL	Poland Krzysztof MIARA	11.6.1994	4 49,76	620 p	7027 p
12.	122	FIN	Finland Juuso HASSI	4.4.1993	4 49,83	620 p	7090 p
13.	124	FIN	Finland Petri IHANDER	4.9.1996	4 50,18	PB 618 p	6944 p
14.	132	ITA	Italy Matteo DI PRIMA	22.5.1995	4 50,89	SB 613 p	6901 p
15.	133	ITA	Italy Lorenzo NAIDON	15.6.1999	4 58,08	571 p	6880 p
16.	123	FIN	Finland Eetu KANGAS	17.11.1993	4 59,79	SB 561 p	6052 p
17.	142	LAT	Latvia Krišjānis BEĻAUNIEKS	10.7.1998	5 00,18	559 p	7108 p
18.	183	SWE	Sweden Rasmus ELFGAARD	3.12.1994	5 01,31	SB 552 p	7017 p
19.	143	LAT	Latvia Niks SAMAUSKIS	2.4.1999	5 23,09	434 p	6504 p
	112	CZE	Czech Republic Adam Sebastian HELCELET	27.10.1991	DNF	0 p	7060 p

Abbreviations:

ER	European Record	PB	Personal Best	DNS	Did not start
EL	European Season Leader	SB	Season Best	DNF	Did not finish
NR	National Record	NM	No Mark	DSQ	Disqualified